As of End of July 2026

NOTE: Data contained in these tables is based on data generated by the PDEx Trading System.
The PDS Group makes no further representation or warranty regarding the accuracy and completeness thereof.

PDEx TRADE VOLUME TRENDS
Philippine Dealing & Exchange Corp. (PDEx)
(in million pesos)

Month	2005	2006	2007	2008	2009	2010	2011	2012	2013	2014	2015	2016	2017	2018	2019	2020	2021	2022	2023	2024	2025	2026
Jan	0.00	51,048.36	151,441.19	396,735.11	313,547.08	211,440.16	308,296.37	401,120.57	917,961.66	229,704.70	854,151.65	258,067.22	260,594.67	274,637.26	417,734.07	543,657.45	632,393.95	381,583.82	539,373.23	659,777.19	1,189,779.23	1,672,645.68
Feb	0.00	44,095.60	130,322.80	148,360.55	188,434.60	270,329.51	141,527.30	473,624.99	941,795.83	308,111.00	408,648.14	359,921.74	253,832.09	143,390.37	220,723.23	727,712.83	427,418.27	332,089.27	431,448.08	477,668.13	1,224,730.01	1,466,511.36
Mar	5,264.55	34,899.63	106,935.20	121,269.48	206,472.47	474,570.38	201,643.62	336,349.34	1,047,062.70	517,967.49	249,094.94	277,678.85	292,494.88	151,184.42	567,064.91	486,090.89	451,169.37	402,110.32	561,191.69	545,285.86	1,118,362.67	1,186,707.27
Apr	61,077.03	12,628.57	53,964.18	96,347.73	235,503.42	187,718.50	266,057.47	139,093.24	625,896.71	184,661.90	182,089.59	304,563.07	179,419.16	130,208.36	279,044.03	440,023.62	386,249.95	433,534.50	408,383.86	528,933.26	1,092,633.51	959,837.68
May	86,862.58	13,268.66	132,375.58	100,399.53	282,282.11	197,060.39	170,696.50	232,950.92	401,434.53	481,488.85	253,274.43	345,058.58	288,326.70	189,294.66	572,625.36	629,255.31	449,459.62	406,501.69	698,001.13	595,689.27	1,302,693.76	718,602.98
Jun	59,550.99	44,272.57	62,939.81	98,158.06	199,619.02	396,635.49	334,149.07	271,815.51	245,520.01	281,230.03	288,893.06	332,397.64	278,639.99	124,228.66	507,641.98	713,173.84	632,531.47	338,609.13	331,136.19	599,007.43	1,033,682.55	1,102,693.46
Jul	46,186.00	71,752.51	69,069.42	121,741.76	240,767.86	647,047.33	494,627.39	808,838.11	389,830.25	419,774.05	295,875.85	339,596.16	230,838.26	147,904.69	780,664.34	486,601.61	445,158.99	490,104.45	541,469.17	1,110,418.41	1,327,208.86	1,009,042.45
Aug	40,835.75	90,680.77	59,312.49	236,187.83	172,293.04	803,382.06	645,526.56	295,254.14	184,684.91	230,511.97	325,178.45	214,297.94	233,445.05	179,890.31	672,307.93	565,407.47	456,660.20	586,430.42	494,447.46	1,035,208.98	1,627,029.24	0.00
Sep	28,783.90	87,966.97	198,306.74	266,806.61	233,472.42	772,267.45	546,505.98	419,899.93	210,372.01	278,050.14	167,986.89	152,839.43	268,438.39	105,274.66	324,476.55	419,789.75	417,319.29	431,679.99	518,398.79	1,367,280.18	1,615,722.63	0.00
Oct	27,873.05	119,579.28	205,046.15	127,724.29	224,215.77	780,518.12	337,609.40	466,306.02	343,492.94	601,697.44	211,546.55	140,834.61	142,186.24	163,668.21	388,885.71	331,786.58	299,614.13	310,967.46	379,327.97	1,221,517.83	1,508,653.64	0.00
Nov	60,437.49	149,175.54	171,109.40	65,504.89	158,473.39	447,971.55	297,859.37	791,135.53	303,169.34	668,709.80	107,200.03	117,993.97	110,899.62	214,680.84	302,437.95	317,083.64	319,825.53	430,869.99	697,616.53	975,003.53	1,781,937.70	0.00
Dec	20,872.89	68,026.86	223,278.35	156,554.81	126,532.31	207,196.42	418,148.29	420,909.31	120,780.90	247,407.64	79,432.31	87,029.30	137,621.05	147,497.11	261,630.34	474,792.55	319,070.85	341,169.08	416,454.00	777,014.94	1,083,907.02	0.00
TOTAL	437,744.25	787,395.32	1,564,101.30	1,935,790.64	2,581,613.48	5,396,137.37	4,162,647.32	5,057,297.61	5,732,001.81	4,449,315.00	3,423,371.89	2,930,278.50	2,676,736.10	1,971,859.55	5,295,236.39	6,135,375.56	5,236,871.63	4,885,650.12	6,017,248.10	9,892,805.03	15,906,340.81	8,116,040.89

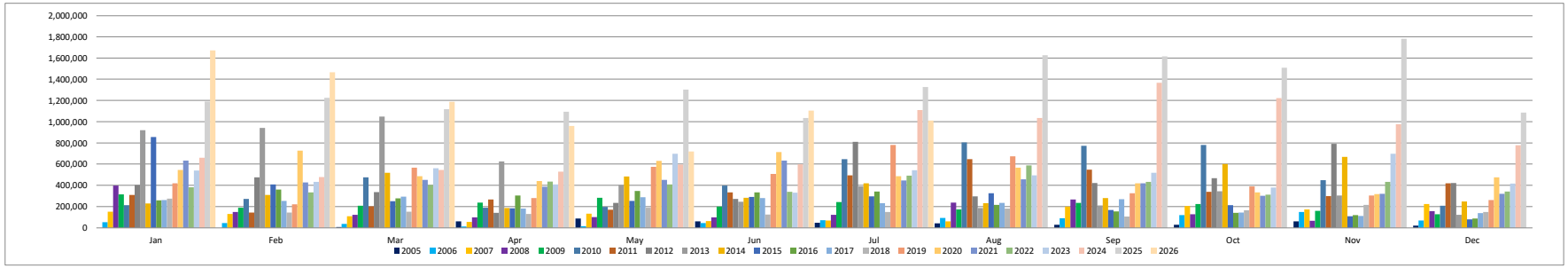

As of End of July 2026

NOTE: Data contained in these tables is based on data generated by the PDEx Trading System.
The PDS Group makes no further representation or warranty regarding the accuracy and completeness thereof.

BSP Securities

BSP Bills
Philippine Dealing & Exchange Corp. (PDEx)
(in million pesos)

Month	2020	2021	2022	2023	2024	2025	2026
Jan	0.00	0.00	21,846.20	169,249.75	173,748.27	334,381.83	108,618.68
Feb	0.00	1.00	80,111.20	203,194.50	138,519.89	343,322.50	133,394.38
Mar	0.00	0.00	101,416.80	216,542.90	168,289.34	403,991.17	100,446.13
Apr	0.00	0.00	151,340.00	149,641.60	237,275.26	324,872.72	90,414.36
May	0.00	0.00	185,597.00	226,359.31	250,672.71	253,209.27	123,387.47
Jun	0.00	0.00	151,191.20	168,663.51	222,006.55	283,090.14	105,140.30
Jul	0.00	0.00	173,278.00	197,605.00	349,099.54	237,096.15	38,983.61
Aug	0.00	0.00	277,872.88	137,841.26	205,019.47	244,474.52	-
Sep	0.00	0.00	191,818.53	148,215.50	309,791.89	287,232.65	-
Oct	0.00	0.00	168,905.36	164,118.60	308,570.02	169,530.76	-
Nov	0.00	0.00	202,175.82	144,693.10	249,583.55	157,960.19	-
Dec	0.00	350.00	154,181.78	135,775.99	197,331.14	158,148.19	-
TOTAL	0.00	351.00	1,859,734.77	2,061,901.02	2,809,907.63	3,197,310.09	700,384.93

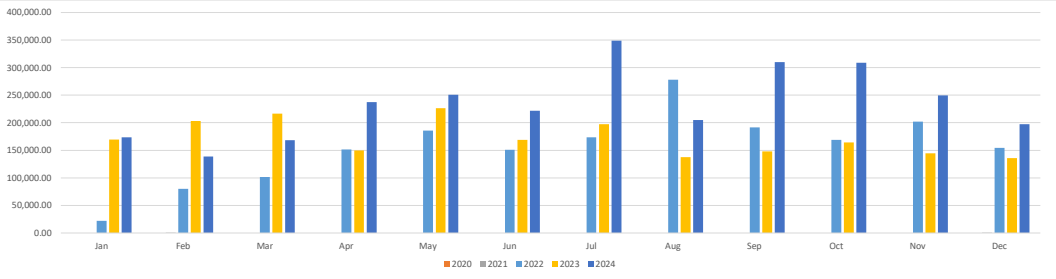

As of End of July 2026

NOTE: Data contained in these tables is based on data generated by the PDEx Trading System.
The PDS Group makes no further representation or warranty regarding the accuracy and completeness thereof.

Government Securities

TREASURY BILLS
Philippine Dealing & Exchange Corp. (PDEx)
(in million pesos)

Month	2005	2006	2007	2008	2009	2010	2011	2012	2013	2014	2015	2016	2017	2018	2019	2020	2021	2022	2023	2024	2025	2026
Jan	0.00	2,725.63	5,456.17	6,904.50	15,834.19	26,646.95	32,058.15	7,942.21	14,895.55	17,142.54	47,674.61	7,593.25	16,017.54	56,786.86	97,170.43	132,089.43	227,029.60	132,410.88	91,914.11	100,036.44	259,595.32	327,072.60
Feb	0.00	2,879.47	4,902.29	5,296.21	11,319.70	24,540.03	25,565.51	12,882.33	11,680.18	3,915.58	36,556.84	10,350.20	47,022.57	36,561.19	55,353.74	113,550.90	180,052.77	86,507.94	51,239.21	76,310.44	142,124.23	207,073.88
Mar	1,473.09	1,459.16	2,170.76	5,426.04	23,510.83	21,605.37	37,303.92	13,584.45	7,953.40	22,543.57	34,710.94	13,208.20	52,698.18	27,517.93	77,621.27	62,764.46	137,682.30	91,937.70	69,747.45	102,631.92	199,183.30	211,288.51
Apr	10,247.71	318.00	3,517.98	3,764.41	16,034.63	30,720.07	21,137.48	9,367.91	16,531.77	41,384.98	25,619.05	28,807.95	21,497.12	49,468.77	73,964.70	100,113.89	129,090.24	109,552.48	79,669.68	91,366.58	186,356.90	214,917.47
May	13,859.42	2,125.11	3,781.97	5,916.07	13,771.81	42,657.10	28,840.67	9,050.90	25,726.78	20,814.94	50,839.13	24,920.03	46,217.81	81,187.86	114,982.87	117,425.53	188,243.93	79,996.12	90,539.28	88,975.62	207,231.33	165,270.21
Jun	7,427.88	1,077.55	2,407.84	9,595.92	24,961.12	45,196.98	16,611.32	6,398.40	11,341.07	44,590.68	54,307.08	17,108.89	35,353.51	51,507.69	67,698.80	143,659.29	222,658.62	61,959.01	53,179.40	64,147.51	178,989.15	270,291.55
Jul	5,470.79	2,980.40	4,270.40	17,383.97	24,298.00	35,998.79	30,192.71	27,294.84	5,673.28	33,122.07	55,052.95	9,566.07	33,756.95	64,236.76	93,873.73	134,844.86	155,100.53	75,674.00	98,071.61	109,927.59	269,602.44	321,165.70
Aug	4,888.50	4,365.19	1,863.68	10,707.34	16,541.63	37,034.40	21,030.52	16,622.25	5,840.98	53,810.24	32,697.83	14,826.31	57,170.72	78,649.06	112,551.12	103,337.49	142,628.22	60,886.97	129,591.99	125,303.46	220,500.74	0.00
Sep	5,269.34	3,329.46	1,511.94	14,437.43	25,270.46	44,643.84	39,217.40	34,104.64	20,196.56	40,285.71	28,401.07	12,361.21	48,006.73	50,540.37	71,792.96	98,016.08	184,465.23	35,811.40	102,141.90	133,548.45	202,591.47	0.00
Oct	4,028.70	5,317.14	1,955.93	12,071.11	37,073.48	43,701.00	18,611.21	30,377.65	36,286.72	55,177.93	46,090.21	18,676.92	38,079.99	73,275.23	66,559.53	125,316.37	148,008.83	42,993.95	76,099.75	139,620.12	184,106.12	0.00
Nov	2,621.35	2,990.92	945.95	6,215.64	20,784.57	96,538.63	10,163.27	11,242.96	6,456.12	30,090.35	17,380.87	9,404.64	37,030.23	55,724.54	77,012.38	109,474.56	146,143.01	54,666.93	121,435.90	162,037.26	204,623.90	0.00
Dec	1,280.00	2,374.00	686.00	9,455.85	11,086.73	29,735.02	9,123.12	9,860.16	1,456.85	25,978.50	14,764.24	18,924.10	29,315.38	39,711.08	39,368.47	145,149.62	118,402.64	39,857.97	50,407.32	128,973.01	201,774.25	0.00
TOTAL	56,566.79	31,942.04	33,470.90	107,174.48	240,487.14	479,018.18	289,855.29	188,728.70	164,039.26	388,857.10	444,094.81	185,747.75	462,166.73	665,167.34	947,950.01	1,385,742.50	1,979,505.93	872,255.34	1,014,037.60	1,322,878.39	2,456,679.14	1,717,079.91

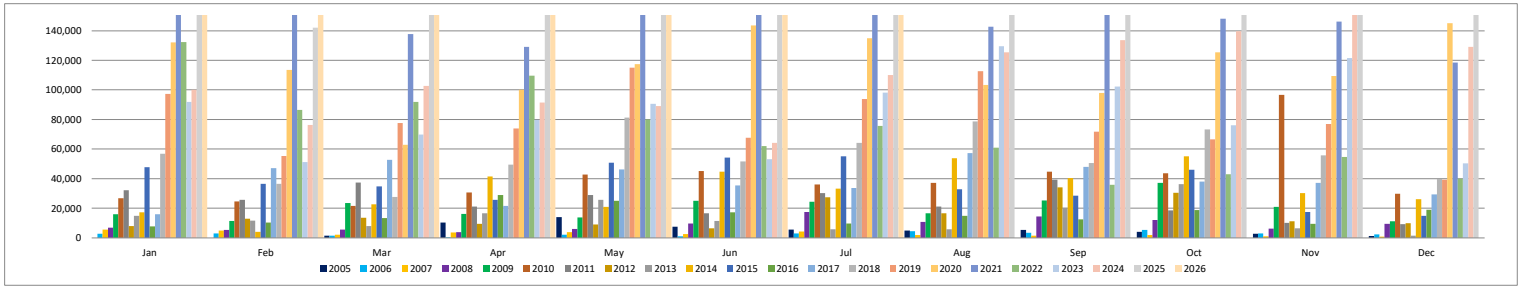

As of End of July 2026

NOTE: Data contained in these tables is based on data generated by the PDEx Trading System.
The PDS Group makes no further representation or warranty regarding the accuracy and completeness thereof.

FIXED INCOME TREASURY NOTES
Philippine Dealing & Exchange Corp. (PDEx)
(in million pesos)

Month	2005	2006	2007	2008	2009	2010	2011	2012	2013	2014	2015	2016	2017	2018	2019	2020	2021	2022	2023	2024	2025	2026
Jan	0.00	47,314.28	143,295.72	364,948.20	281,818.66	162,105.71	257,040.61	328,131.70	578,102.66	139,700.67	761,789.97	243,700.32	223,223.76	93,591.18	294,180.30	263,916.21	255,534.66	74,919.55	203,277.33	237,938.74	281,829.30	509,089.92
Feb	0.00	39,416.13	122,246.03	136,851.07	174,541.47	213,462.87	97,637.19	382,073.19	439,060.20	261,415.23	342,697.63	340,557.23	187,618.36	43,551.05	150,927.31	297,819.96	170,050.35	76,439.97	126,609.31	122,660.85	373,141.05	576,737.10
Mar	3,091.46	28,975.17	103,787.58	110,635.13	176,314.01	389,044.35	131,284.17	169,693.93	557,181.31	407,540.07	192,982.09	248,996.17	224,152.69	61,788.38	282,333.27	267,429.94	130,202.63	67,746.67	177,550.05	136,070.31	282,169.12	445,543.65
Apr	47,175.18	11,361.67	49,472.10	88,989.17	215,442.01	138,160.07	197,399.97	97,373.08	315,916.93	120,339.94	141,573.74	255,875.73	98,747.27	40,068.03	126,090.65	222,022.49	187,600.10	107,644.19	122,993.51	108,543.84	366,893.15	311,112.85
May	68,253.16	11,043.55	128,198.48	90,306.00	264,491.87	143,757.49	91,739.28	194,359.76	230,226.94	377,918.16	184,178.25	310,916.06	156,932.63	72,876.82	275,080.58	402,625.69	166,024.28	86,468.59	284,364.72	152,902.48	644,846.44	234,278.48
Jun	48,871.68	42,255.22	60,048.84	86,718.44	167,103.93	329,527.11	270,816.05	240,564.84	160,851.37	201,923.14	216,108.88	305,441.25	174,269.13	41,208.57	252,701.69	389,482.95	300,848.17	81,711.29	83,073.75	167,613.77	301,513.08	491,554.13
Jul	36,819.48	67,431.13	55,506.52	94,422.86	204,223.45	530,441.47	426,561.76	620,173.07	281,549.34	347,816.57	221,635.68	283,290.80	150,497.22	34,546.09	389,570.06	235,480.33	183,468.04	189,653.69	187,601.17	415,615.07	498,932.32	417,919.98
Aug	34,430.25	85,194.17	49,088.67	196,176.79	153,295.86	658,045.76	540,203.29	237,619.90	133,304.12	147,170.71	272,201.84	168,828.61	138,761.18	65,596.05	321,424.01	144,768.22	187,432.36	181,644.18	170,909.15	409,586.29	780,123.86	0.00
Sep	22,571.47	82,751.84	180,665.96	227,844.99	187,360.65	599,183.80	462,081.43	312,759.30	150,709.44	218,194.67	129,787.50	113,636.48	190,727.43	40,297.94	164,140.13	164,702.94	134,079.31	78,405.68	189,840.56	612,640.60	647,485.03	0.00
Oct	23,045.69	112,219.14	195,077.05	108,095.51	165,983.72	635,179.10	291,616.95	267,750.77	224,723.15	503,582.65	154,330.41	104,904.71	82,683.04	65,518.45	211,501.79	98,962.77	99,696.97	45,057.33	58,776.13	462,423.20	711,727.21	0.00
Nov	54,290.64	144,130.66	145,488.37	58,486.10	121,090.88	290,340.23	253,852.69	547,119.90	228,878.29	602,326.82	85,207.46	99,732.28	50,029.59	140,446.30	134,922.23	112,130.21	137,297.00	105,023.90	304,367.41	191,109.85	813,678.03	0.00
Dec	18,572.29	63,687.25	206,856.55	130,915.71	103,096.74	161,363.27	340,291.95	262,881.33	101,589.16	203,135.59	59,231.70	62,360.96	58,634.38	98,285.11	145,416.06	186,222.13	75,424.70	95,584.37	136,494.89	189,485.86	343,746.82	0.00
TOTAL	357,121.31	735,780.21	1,439,731.86	1,694,389.97	2,214,763.25	4,250,611.24	3,360,525.33	3,660,500.76	3,402,092.91	3,531,064.22	2,761,725.13	2,538,240.61	1,736,276.66	797,773.97	2,748,288.07	2,785,563.86	2,027,658.58	1,190,299.40	2,045,857.98	3,206,590.86	6,046,085.41	2,986,236.11

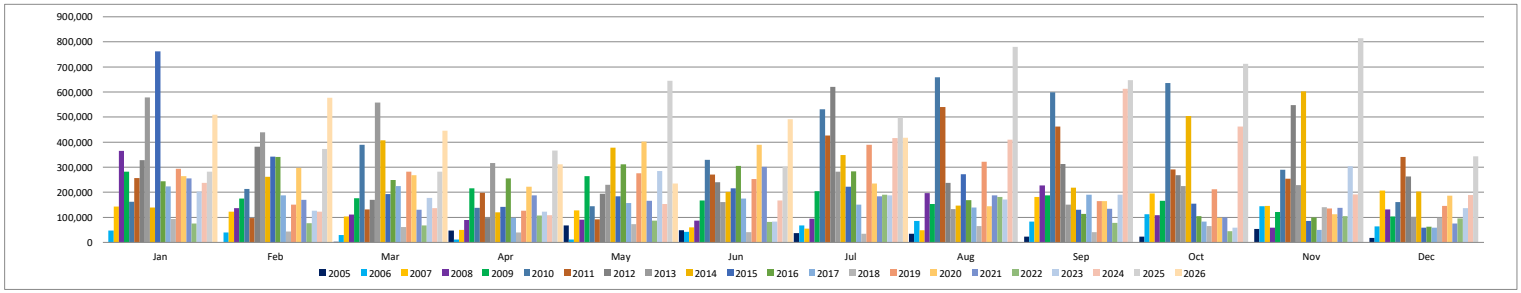

As of End of July 2026

NOTE: Data contained in these tables is based on data generated by the PDEx Trading System.
The PDS Group makes no further representation or warranty regarding the accuracy and completeness thereof.

RETAIL TREASURY BONDS
Philippine Dealing & Exchange Corp. (PDEx)
(in million pesos)

Month	2005	2006	2007	2008	2009	2010	2011	2012	2013	2014	2015	2016	2017	2018	2019	2020	2021	2022	2023	2024	2025	2026
Jan	0.00	1,008.45	2,689.30	24,882.41	15,791.05	21,933.17	17,798.28	64,215.48	315,772.70	70,339.19	42,365.58	4,712.76	17,696.54	121,851.74	24,343.49	142,023.05	144,840.66	146,875.83	73,267.24	144,743.83	311,995.64	724,801.98
Feb	0.00	1,800.00	3,174.48	5,765.57	2,507.18	31,359.57	15,107.35	78,266.04	482,598.48	33,406.95	25,863.99	6,352.89	16,839.06	61,049.54	12,121.35	309,472.74	71,456.96	84,810.49	48,490.82	137,015.04	363,411.35	546,224.23
Mar	700.00	4,465.30	976.87	5,208.31	6,611.54	62,708.22	29,620.15	152,858.05	480,055.27	83,505.02	18,155.39	11,428.69	10,229.11	59,117.23	203,754.05	149,631.85	177,559.78	137,807.27	93,738.90	136,074.22	230,438.16	427,252.60
Apr	3,654.14	948.90	974.10	3,593.06	3,831.62	9,988.98	43,145.37	30,344.19	288,730.17	16,711.44	13,014.98	15,722.13	56,225.28	38,149.56	75,102.35	113,146.58	66,347.56	61,600.06	44,115.50	90,141.10	213,213.90	335,732.92
May	4,750.00	100.00	395.14	4,168.76	3,969.05	5,579.18	49,489.57	28,101.69	142,842.44	79,474.66	14,036.49	5,351.51	79,378.24	33,096.57	171,618.52	105,806.53	89,821.75	51,319.53	92,912.13	101,559.74	195,736.60	194,261.24
Jun	3,251.43	939.80	483.13	1,836.70	7,226.42	16,806.78	45,543.08	21,981.19	70,727.27	29,662.34	14,931.55	6,522.93	66,686.56	30,006.92	182,157.39	174,276.55	103,791.19	38,938.79	23,762.34	143,825.38	268,191.59	232,287.36
Jul	3,895.73	1,340.98	9,292.50	9,934.92	10,504.39	71,478.84	34,150.61	159,318.20	99,052.52	29,298.49	16,601.51	41,856.08	41,730.93	46,303.14	284,227.98	103,933.25	102,475.60	48,535.28	52,865.44	233,397.35	317,471.24	221,580.12
Aug	1,517.00	1,121.41	8,360.14	29,301.59	2,250.86	104,604.96	83,216.48	39,227.52	43,490.13	22,466.11	15,493.35	24,961.11	32,724.71	32,845.93	231,204.01	311,220.62	122,510.08	61,060.65	52,791.02	290,375.64	377,305.69	0.00
Sep	943.10	1,852.66	16,039.84	24,452.48	20,724.53	122,579.98	44,450.19	71,180.79	36,823.90	12,824.98	4,437.73	23,245.56	25,742.07	12,737.43	83,594.05	151,655.24	92,996.11	121,406.28	75,362.41	308,596.18	475,503.41	0.00
Oct	798.66	1,563.00	8,013.17	6,392.64	21,086.46	97,680.76	26,694.58	167,501.00	76,072.77	39,794.68	6,243.52	13,012.31	18,148.48	21,446.54	104,597.41	97,698.03	48,221.61	52,723.29	78,241.94	307,720.26	440,170.14	0.00
Nov	3,525.50	1,103.96	24,675.08	739.93	15,928.33	60,112.63	32,976.07	231,605.99	65,353.46	34,194.61	3,130.82	5,804.16	20,722.91	16,949.61	85,806.68	91,684.32	33,803.89	67,204.74	122,368.97	370,232.58	602,758.56	0.00
Dec	1,020.60	1,425.61	15,676.40	16,163.82	11,726.63	15,330.35	68,181.73	145,624.82	16,144.51	16,724.38	3,303.73	3,567.46	46,991.74	7,923.53	73,333.43	137,615.35	122,733.06	47,998.24	91,750.00	259,501.34	376,826.13	0.00
TOTAL	24,056.16	17,670.07	90,750.14	132,440.19	122,158.06	620,163.41	490,373.47	1,190,224.95	2,117,663.61	468,402.86	177,578.64	162,537.58	433,115.63	481,477.74	1,531,860.71	1,888,164.11	1,176,558.26	920,280.42	849,666.70	2,523,182.66	4,173,022.41	2,682,140.45

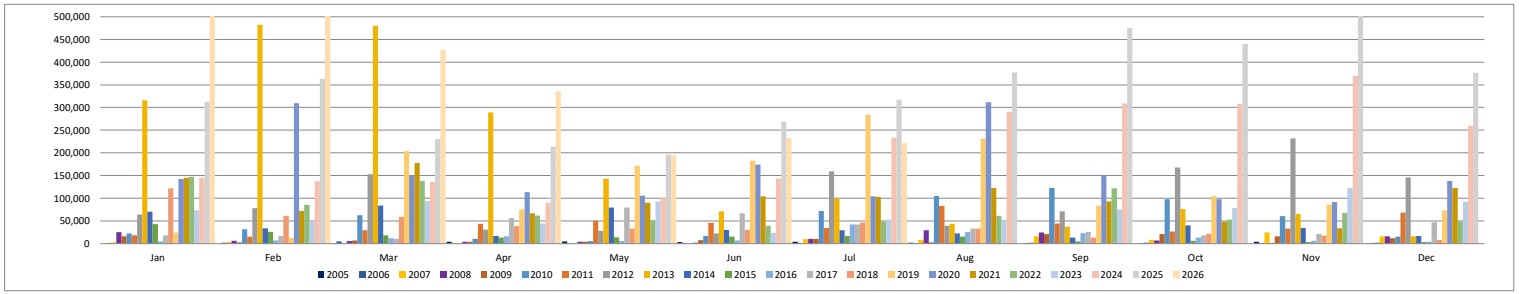

As of End of July 2026

NOTE: Data contained in these tables is based on data generated by the PDEx Trading System.
The PDS Group makes no further representation or warranty regarding the accuracy and completeness thereof.

SPECIAL PURPOSE TREASURY BONDS
Philippine Dealing & Exchange Corp. (PDEx)
(in million pesos)

Month	2005	2006	2007	2008	2009	2010	2011	2012	2013	2014	2015	2016	2017	2018	2019	2020	2021	2022	2023
Jan	0.00	0.00	0.00	0.00	0.00	0.00	0.00	450.00	2,337.43	517.00	0.00	0.00	0.00	0.00	0.00	0.00	0.00	0.00	0.00
Feb	0.00	0.00	0.00	0.00	0.00	0.00	0.00	0.00	3,751.70	3,382.40	0.00	0.00	0.00	0.00	0.00	0.00	0.00	0.00	0.00
Mar	0.00	0.00	0.00	0.00	0.00	0.00	89.00	0.00	27.00	2,100.00	0.00	0.00	0.00	0.00	0.00	0.00	0.00	0.00	0.00
Apr	0.00	0.00	0.00	0.00	0.00	0.90	32.67	0.00	100.00	0.00	0.00	0.00	0.00	0.00	0.00	0.00	0.00	0.00	0.00
May	0.00	0.00	0.00	0.00	0.00	9.96	178.70	0.00	0.00	15.00	0.00	0.00	0.00	0.00	0.00	0.00	0.00	0.00	0.00
Jun	0.00	0.00	0.00	0.00	0.00	0.00	0.00	0.00	290.57	1,115.00	0.00	0.00	0.00	0.00	0.00	0.00	0.00	0.00	0.00
Jul	0.00	0.00	0.00	0.00	70.00	0.00	0.00	0.00	0.00	3,867.43	0.00	0.00	0.00	0.00	0.00	0.00	0.00	0.00	0.00
Aug	0.00	0.00	0.00	0.00	0.00	0.00	4.70	0.00	0.00	1,605.93	0.00	0.00	0.00	0.00	0.00	0.00	0.00	0.00	0.00
Sep	0.00	33.00	89.00	0.00	0.00	53.20	0.00	0.00	0.00	2,329.59	0.00	0.00	0.00	0.00	0.00	0.00	0.00	0.00	0.00
Oct	0.00	300.00	0.00	1,140.00	0.00	26.20	0.00	100.00	1,350.00	112.71	0.00	0.00	0.00	0.00	0.00	0.00	0.00	0.00	0.00
Nov	0.00	950.00	0.00	0.00	50.00	0.00	0.00	400.00	5.13	0.00	0.00	0.00	0.00	0.00	0.00	0.00	0.00	0.00	0.00
Dec	0.00	540.00	0.00	0.00	52.90	0.00	0.00	1,650.00	0.00	0.00	0.00	0.00	0.00	0.00	0.00	0.00	0.00	0.00	0.00
TOTAL	0.00	1,823.00	89.00	1,140.00	172.90	90.26	305.07	2,600.00	7,861.83	15,045.06	0.00	0.00	0.00	0.00	0.00	0.00	0.00	0.00	0.00

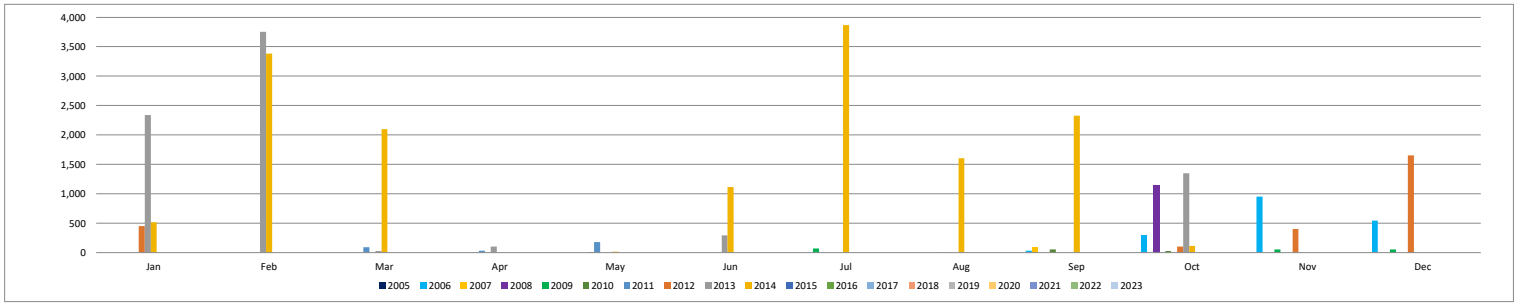

As of End of July 2026

NOTE: Data contained in these tables is based on data generated by the PDEx Trading System.
The PDS Group makes no further representation or warranty regarding the accuracy and completeness thereof.

ZERO-COUPON BONDS
Philippine Dealing & Exchange Corp. (PDEx)
(in million pesos)

Month	2005	2006	2007	2008	2009	2010	2011	2012	2013	2014	2015	2016	2017	2018	2019	2020	2021	2022	2023
Jan	0.00	0.00	0.00	0.00	69.13	2.26	0.00	0.00	0.00	0.00	0.00	0.00	0.00	0.00	0.00	0.00	0.00	0.00	0.00
Feb	0.00	0.00	0.00	0.00	16.45	0.55	1,800.12	0.00	0.00	0.00	0.00	0.00	0.00	0.00	0.00	0.00	0.00	0.00	0.00
Mar	0.00	0.00	0.00	0.00	30.09	986.16	2,607.38	0.00	0.00	0.00	0.00	0.00	0.00	0.00	0.00	0.00	0.00	0.00	0.00
Apr	0.00	0.00	0.00	1.10	2.02	5.86	3,000.43	0.00	0.00	0.00	0.00	0.00	0.00	0.00	0.00	0.00	0.00	0.00	0.00
May	0.00	0.00	0.00	8.70	8.70	2.45	0.00	0.00	0.00	0.00	0.00	0.00	0.00	0.00	0.00	0.00	0.00	0.00	0.00
Jun	0.00	0.00	0.00	7.00	54.97	0.30	0.00	0.00	0.00	0.00	0.00	0.00	0.00	0.00	0.00	0.00	0.00	0.00	0.00
Jul	0.00	0.00	0.00	0.00	1,492.04	1.01	3,046.00	0.00	0.00	0.00	0.00	0.00	0.00	0.00	0.00	0.00	0.00	0.00	0.00
Aug	0.00	0.00	0.00	2.10	0.30	0.20	0.00	0.00	0.00	0.00	0.00	0.00	0.00	0.00	0.00	0.00	0.00	0.00	0.00
Sep	0.00	0.00	0.00	13.71	21.11	0.00	0.00	0.00	0.00	0.00	0.00	0.00	0.00	0.00	0.00	0.00	0.00	0.00	0.00
Oct	0.00	180.00	0.00	8.33	1.51	254.75	0.00	0.00	0.00	0.00	0.00	0.00	0.00	0.00	0.00	0.00	0.00	0.00	0.00
Nov	0.00	0.00	0.00	19.22	0.00	1.14	0.00	0.00	0.00	0.00	0.00	0.00	0.00	0.00	0.00	0.00	0.00	0.00	0.00
Dec	0.00	0.00	0.00	8.93	130.51	0.21	0.00	0.00	0.00	0.00	0.00	0.00	0.00	0.00	0.00	0.00	0.00	0.00	0.00
TOTAL	0.00	180.00	0.00	69.10	1,826.82	1,254.90	10,453.94	0.00	0.00	0.00	0.00	0.00	0.00	0.00	0.00	0.00	0.00	0.00	0.00

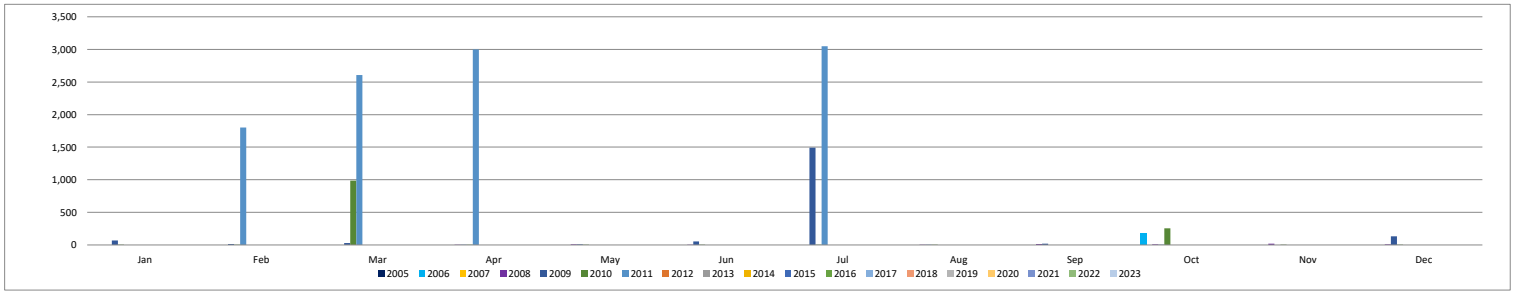

As of End of July 2026

NOTE: Data contained in these tables is based on data generated by the PDEx Trading System.
The PDS Group makes no further representation or warranty regarding the accuracy and completeness thereof.

Corporate Securities

CORPORATE SECURITIES
Philippine Dealing & Exchange Corp. (PDEx)
(in million pesos)

Monthly Trade Summary

Month	2007	2008	2009	2010	2011	2012	2013	2014	2015	2016	2017	2018	2019	2020	2021	2022	2023	2024	2025	2026
Jan	0.00	0.00	34.05	752.08	1,399.33	381.17	6,853.33	2,005.30	2,321.49	2,060.90	3,656.83	2,407.48	2,039.85	5,628.76	4,989.03	5,531.36	1,664.81	3,309.92	1,977.14	3,062.49
Feb	0.00	447.70	49.80	966.49	1,417.12	403.43	4,705.26	5,990.84	3,529.69	2,661.42	2,352.09	2,228.60	2,320.84	6,869.22	5,857.19	4,219.67	1,914.25	3,161.92	2,730.88	3,081.78
Mar	0.00	0.00	6.00	226.28	739.00	212.90	1,845.72	2,278.83	3,246.53	4,045.79	5,414.90	2,760.88	3,356.32	6,264.64	5,724.66	3,201.88	3,612.39	2,220.07	2,580.93	2,176.38
Apr	0.00	0.00	193.15	8,842.62	1,341.54	2,008.06	4,617.83	6,225.54	1,881.81	4,157.26	2,949.50	2,522.01	3,886.32	4,740.65	3,212.05	3,397.77	11,963.57	1,606.48	1,296.84	7,660.08
May	0.00	0.00	40.67	5,054.20	448.29	1,438.58	2,638.37	3,266.09	4,220.57	3,870.98	5,798.01	2,133.41	10,943.39	3,397.56	5,369.66	3,120.45	3,825.68	1,578.71	1,670.12	1,405.58
Jun	0.00	0.00	272.58	5,104.32	1,178.63	2,871.08	2,309.74	3,938.88	3,545.56	3,324.57	2,330.79	1,505.48	5,084.10	5,755.04	5,233.49	4,808.83	2,457.20	1,414.23	1,898.59	3,420.13
Jul	0.00	0.00	179.98	9,127.21	676.31	2,052.01	3,555.11	5,669.48	2,585.72	4,883.22	4,853.16	2,818.70	12,992.57	12,343.16	4,114.82	2,963.49	5,325.95	2,378.86	4,106.71	9,393.04
Aug	0.00	0.00	204.40	3,696.75	1,071.57	1,784.47	2,049.69	5,458.97	4,785.44	5,681.91	4,788.44	2,799.27	7,128.78	6,081.14	4,089.54	4,965.75	3,314.04	4,924.13	4,624.43	0.00
Sep	0.00	58.00	95.66	5,806.62	756.95	1,855.20	2,642.12	4,415.18	5,360.59	3,596.19	3,962.16	1,698.91	4,949.41	5,415.49	5,778.65	4,238.11	2,838.42	2,703.06	2,910.06	0.00
Oct	0.00	16.70	70.60	3,676.31	686.67	576.60	5,060.31	3,029.46	4,882.42	4,240.68	3,274.73	3,427.99	6,226.97	9,809.42	3,686.72	1,287.55	2,091.55	3,184.23	3,119.42	0.00
Nov	0.00	44.00	619.61	978.91	867.34	766.68	2,476.35	2,098.02	1,480.88	3,052.89	3,116.90	1,560.380	4,696.673	3,794.56	2,581.63	1,798.61	4,751.16	2,040.30	2,917.03	0.00
Dec	59.40	10.50	438.81	767.57	551.49	893.00	1,590.39	1,569.17	2,132.64	2,176.77	2,679.55	1,577.40	3,512.38	5,805.45	2,160.44	3,546.72	2,025.80	1,723.58	3,411.63	0.00
TOTAL	59.40	576.90	2,205.31	44,999.37	11,134.22	15,243.20	40,344.21	45,945.76	39,973.31	43,752.56	45,177.06	27,440.50	67,137.61	75,905.08	52,797.86	43,080.18	45,784.80	30,245.48	33,243.76	30,199.48

Number of Outstanding Listed Securities:	171	Number of Issuers*:	43

*Based on Outstanding Issues

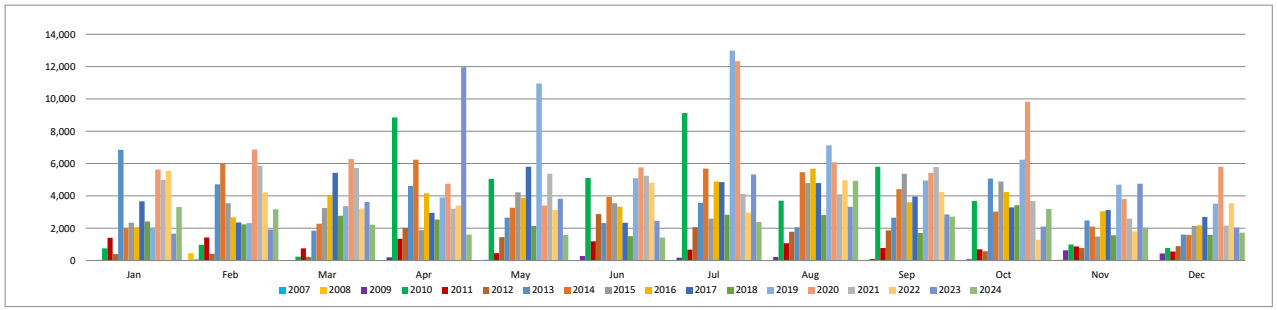

As of End of July 2026

NOTE: Data contained in these tables is based on data generated by the PDEx Trading System.
The PDS Group makes no further representation or warranty regarding the accuracy and completeness thereof.

ABCI Series A 3-Year Bonds Due 2029(PHP 0.26002B) & ABCI Series B 5-Year BondsDue 2031 (PHP 1.53998B)
Philippine Dealing & Exchange Corp. (PDEx)
(in million pesos)

Securities Summary

Tenor	Coupon Rate	Issue Date	Maturity Date
3 Years	7.4428%	7/3/2026	7/3/2029
5 Years	7.9583%	7/3/2026	7/3/2031

Monthly Trade Summary

Month	2026
Jan	0.00
Feb	0.00
Mar	0.00
Apr	0.00
May	0.00
Jun	0.00
Jul	6.60
Aug	0.00
Sep	0.00
Oct	0.00
Nov	0.00
Dec	0.00
TOTAL	6.60

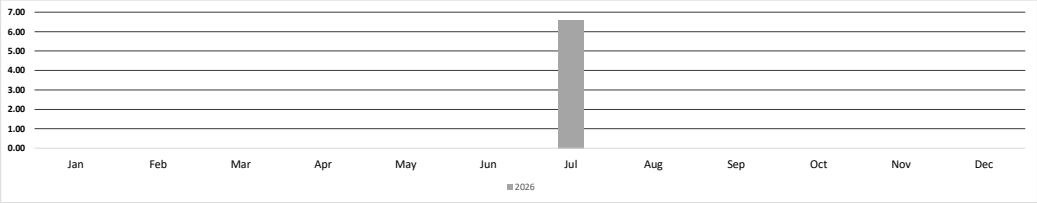

As of End of July 2026

NOTE: Data contained in these tables is based on data generated by the PDEx Trading System.
The PDS Group makes no further representation or warranty regarding the accuracy and completeness thereof.

ABS BONDS DUE 2021 (PHP 6 B)*
Philippine Dealing & Exchange Corp. (PDEx)
(in million pesos)

Securities Summary

Tenor	Coupon Rate	Issue Date	Maturity Date
7 Years	5.3350%	2/10/2014	8/10/2019*

Monthly Trade Summary

Month	2014	2015	2016	2017	2018	2019
Jan	0.00	1.80	13.15	3.00	3.20	3.24
Feb	24.60	0.00	71.26	10.90	4.10	0.00
Mar	5.00	61.92	11.70	2.00	8.20	2.25
Apr	43.60	2.35	9.59	4.75	30.79	8.60
May	0.52	30.30	10.31	1.00	8.93	5.90
Jun	22.72	17.35	4.83	4.40	6.79	1.10
Jul	13.55	20.90	1.20	5.20	8.30	0.00
Aug	44.80	47.45	7.40	10.00	23.30	0.00
Sep	10.45	18.87	10.00	3.00	10.80	0.00
Oct	0.90	11.80	1.15	5.83	0.10	0.00
Nov	0.25	93.50	3.75	1.00	0.00	0.00
Dec	5.00	18.10	1.00	8.15	2.00	0.00
TOTAL	171.39	324.34	145.34	59.23	106.51	21.09

*Early redeemed security

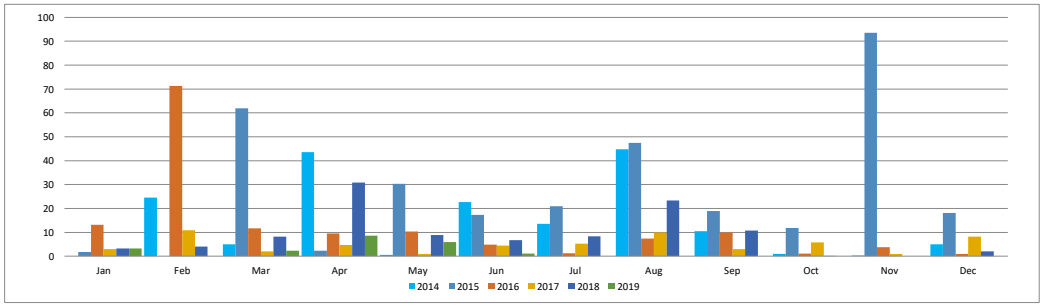

As of End of July 2026

NOTE: Data contained in these tables is based on data generated by the PDEx Trading System.
The PDS Group makes no further representation or warranty regarding the accuracy and completeness thereof.

AC BONDS DUE 2012* (PHP 6 B), 2017 (PHP 10 B), 2019 (PHP 10 B), 2021 (PHP 10 B), 2023 (PHP 10B), 2025 (PHP 10B), 2027 (PHP 10 B), 2024 (PHP 4.00 B), 2026 (PHP 6.00 B), 2025 (PHP 5.00 B), 2027 (PHP 7.5 B), 2029 (PHP 2.5 B)
Philippine Dealing & Exchange Corp. (PDEx)
(in million pesos)

Securities Summary

Tenor	Coupon Rate	Issue Date	Maturity Date
5 Years	6.8250%	11/21/2007	11/22/2011*
7 Years	7.2000%	4/30/2010	4/30/2017
10 Years	6.8000%	5/12/2011	5/12/2021
15 Years	6.8750%	5/11/2012	5/11/2027*
7 Years	5.4500%	11/23/2012	11/23/2019
10 Years	3.9200%	7/7/2016	7/7/2023
8 Years	4.8200%	2/10/2017	8/10/2023*
3 Years	3.0260%	5/28/2021	5/28/2024
5 Years	3.7874%	5/28/2021	5/28/2026
3 Years	4.4542%	5/26/2022	5/26/2025
5 Years	5.6239%	5/26/2022	5/26/2027
7 Years	6.1351%	5/26/2022	5/26/2029

*Early redeemed security

Prev. Years Trade Summary

Year	Total Volume
2008	501.20
2007	59.40

Monthly Trade Summary

Month	2009	2010	2011	2012	2013	2014	2015	2016	2017	2018	2019	2020	2021	2022	2023	2024	2025	2026
Jan	17.05	0.00	70.30	0.00	617.92	157.24	156.16	102.85	30.55	132.32	174.63	154.63	143.58	93.57	42.07	57.86	74.91	14.85
Feb	45.50	208.90	6.78	36.69	231.65	262.86	267.24	91.80	526.40	83.98	72.75	93.24	126.20	129.48	131.95	107.14	36.50	60.57
Mar	4.00	20.30	0.25	9.50	206.57	186.75	217.24	303.17	251.44	110.24	114.10	109.24	146.03	73.52	141.83	98.27	23.15	28.65
Apr	0.85	137.04	12.17	7.30	43.72	236.60	94.92	113.61	60.22	156.83	199.97	396.50	181.66	154.68	360.20	35.97	18.90	20.98
May	25.17	44.40	35.02	647.60	82.70	337.50	235.52	615.91	135.03	79.07	158.03	87.35	343.34	283.87	734.59	83.96	10.50	24.70
Jun	101.90	57.05	241.39	5.00	368.51	465.82	156.48	320.09	125.17	46.66	164.22	226.35	480.68	192.94	79.89	76.95	17.99	5.25
Jul	0.00	150.60	105.00	86.90	147.44	1,387.89	125.58	729.03	174.39	48.65	163.34	1,013.70	39.08	51.38	131.30	64.98	22.01	6.27
Aug	0.00	415.50	125.30	285.99	205.91	1,019.71	144.58	376.75	93.03	116.04	447.10	293.57	192.49	49.42	49.36	112.61	10.73	0.00
Sep	1.50	155.71	32.00	141.55	141.85	481.25	167.03	499.61	167.32	135.90	216.64	238.74	105.29	87.03	164.14	138.71	36.70	0.00
Oct	0.00	45.50	11.00	12.50	50.95	376.19	258.95	166.52	115.81	107.94	127.84	122.14	53.56	80.58	89.85	61.98	13.89	0.00
Nov	1.30	179.20	498.75	43.75	186.17	177.72	106.30	204.39	27.71	58.58	103.58	105.19	61.10	143.44	85.35	23.28	34.10	0.00
Dec	1.50	12.60	6.00	252.19	165.72	63.79	188.06	70.10	120.58	99.22	99.19	275.10	147.24	103.32	63.45	92.65	32.69	0.00
TOTAL	198.77	1,426.80	1,143.96	1,528.97	2,449.11	5,153.30	2,118.07	3,593.83	1,827.65	1,175.43	2,041.38	3,115.75	2,020.25	1,443.21	2,073.98	954.36	332.07	161.27

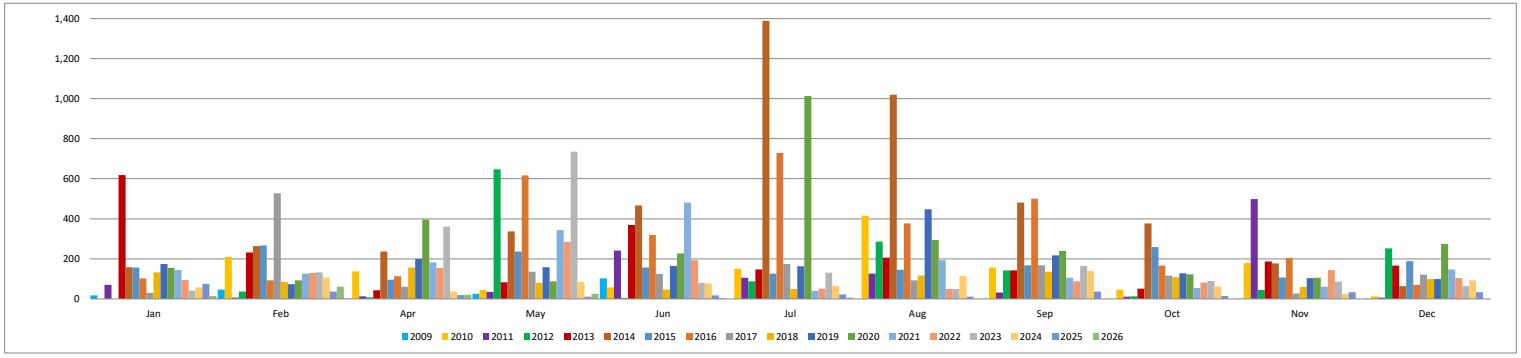

As of End of July 2026

NOTE: Data contained in these tables is based on data generated by the PDEx Trading System.
The PDS Group makes no further representation or warranty regarding the accuracy and completeness thereof.

AEV BONDS DUE 2020 (PHP 16.7 B), 2023 (PHP 1.8 B), 2022 (PHP 8.5 B), 2024 (PHP 3.35 B), 2027 (PHP 5.1 B), 2029 (PHP 1.65 B), 2023 (PHP 6.85 B), 2025 (PHP 0.70B)
AEV BONDS DUE 2025 (PHP 5.00B), 2028 (PHP 5.00), 2026 (PHP 9.1 B), 2029 (PHP 10.9 B), 2025 (PHP 5.82B), 2028 (PHP 5.83B), 2033 (PHP 5.81B)
Philippine Dealing & Exchange Corp. (PDEx)
(in million pesos)

Securities Summary

Tenor	Coupon Rate	Issue Date	Maturity Date
7 Years	4.4125%	11/21/2013	1/21/2020
10 Years	4.6188%	11/21/2013	1/21/2023*
5 Years	4.4722%	8/6/2015	11/6/2020
7 Years	5.0056%	8/6/2015	8/6/2022*
12 Years	6.0169%	8/6/2015	8/6/2027
3 Years	2.8403%	11/16/2020	11/16/2023
5 Years	3.3059%	11/16/2020	11/16/2025
4 Years	3.2977%	8/9/2021	8/9/2025
7 Years	4.1018%	8/9/2021	8/9/2028
3.5 Years	6.8725%	12/7/2022	6/7/2026
7 Years	7.5321%	12/7/2022	12/7/2029
2 Years	6.3402%	9/21/2023	9/21/2025
5 Years	6.4762%	9/21/2023	9/21/2028
10 Years	6.8032%	9/21/2023	9/21/2033

*Early redeemed security

Monthly Trade Summary

Month	2014	2015	2016	2017	2018	2019	2020	2021	2022	2023	2024	2025	2026
Jan	18.95	54.00	136.51	29.91	29.60	141.69	174.93	434.06	62.52	74.01	191.78	74.08	33.09
Feb	11.85	44.39	76.00	94.50	84.58	67.32	328.20	272.49	25.90	132.85	61.62	212.05	43.54
Mar	0.00	93.30	81.39	140.82	95.65	78.53	111.05	33.96	336.00	96.90	43.39	89.36	85.22
Apr	1.00	11.20	274.02	29.54	33.38	92.81	170.39	11.50	226.70	115.29	54.46	43.31	30.02
May	74.60	34.97	170.51	122.50	80.70	436.93	125.63	79.15	41.62	86.57	99.85	32.40	54.71
Jun	49.00	45.60	300.43	175.11	39.62	335.83	122.07	81.64	38.20	33.02	40.90	43.36	43.48
Jul	24.50	27.72	180.59	90.20	113.38	219.48	117.90	41.40	42.97	88.65	69.50	123.04	16.74
Aug	78.37	389.75	70.33	761.57	314.50	215.51	229.35	860.01	44.00	175.67	143.35	54.11	0.00
Sep	46.76	867.41	120.36	270.03	59.91	489.95	142.49	45.42	126.53	196.99	143.71	59.12	0.00
Oct	120.65	380.58	58.25	86.96	237.55	249.97	5.72	119.10	59.69	93.58	63.98	8.89	0.00
Nov	34.11	101.42	256.49	59.01	34.14	407.86	115.94	10.40	42.16	213.31	126.39	56.22	0.00
Dec	16.30	28.36	28.63	74.50	160.28	271.42	59.92	1.95	214.98	77.07	101.61	110.70	0.00
TOTAL	476.09	2,078.70	1,753.52	1,934.65	1,283.29	3,007.31	1,703.59	1,991.08	1,261.27	1,383.90	1,140.54	906.64	306.80

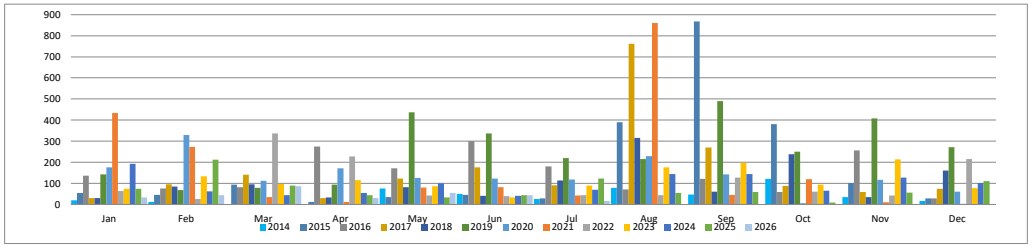

As of End of July 2026

NOTE: Data contained in these tables is based on data generated by the PDEx Trading System.
The PDS Group makes no further representation or warranty regarding the accuracy and completeness thereof.

ALI BONDS DUE 2013 (PHP 4 B), 2019 (PHP 9.35 B), 2020 (PHP 4 B), 2022 (PHP 5.65 B), (PHP 10 B), 2024 (PHP 15 B), 2025 (PHP 8 B)*, 2033 (PHP 2 B), 2022 (PHP 7 B), 2026 (PHP 8 B), 2025 (PHP 7 B), 2023 (PHP 7 B)
2027 (PHP 7 B), 2026 (PHP 8 B), 2024 (PHP 3B), HOMESTARTER BONDS DUE 2019 (PHP 3.0 B), SHORT DATED NOTES DUE 2019 (PHP 4.3 B), FIXED RATE NOTES DUE 2019 (PHP 3.1 B), 2023 (PHP 8 B)
ALI BONDS DUE 2021 (PHP 9.0 B), 2027 (PHP 1.0 B), 2025 (PHP 6.25 B), 2025 (PHP 10.00 B), 2031 (PHP 3.00 B), 2028 (PHP 12.00 B), 2024 (PHP 12B), 2027 (PHP 7B), 2029 (PHP 14B), 2028 (10.08B), 2033 (PHP 4.93B)
ALI ASEAN Sustainability-Linked Bonds Due 2034 (PHP 6B), ALI ASEAN Sustainability-Linked Bonds 2 Due 2034 (PHP 8B), ALI ASEAN Sustainability-Linked Bonds Due 2030 (PHP 7.5B), ALI ASEAN Sustainability-Linked Bonds Due 2035(PHP 7.5B)
Philippine Dealing & Exchange Corp. (PDEx)
(in million pesos)

Securities Summary

Tenor	Coupon Rate	Issue Date	Maturity Date
5 Years	8.7500%	8/13/2008	8/14/2013
7 Years	5.6250%	4/27/2012	4/27/2019
7 Years	4.6250%	10/10/2013	10/10/2020
10 Years	6.0000%	4/27/2012	4/27/2022
10.5 Years	5.0000%	6/30/2013	1/30/2024*
20 Years	6.0000%	10/10/2013	10/10/2033
11 Years	5.6250%	4/25/2014	4/25/2025*
7 Years	4.5000%	4/29/2015	4/29/2022
10 Years	4.8500%	3/23/2016	3/23/2026
9.5 Years	4.7500%	4/25/2016	10/25/2025
7 Years	3.8915%	10/7/2016	10/7/2023
10 Years	5.2624%	5/2/2017	5/2/2027
1.75 Years	2.7500%	7/17/2017	4/17/2019
1.25 Years	3.2500%	11/23/2017	2/23/2019
10 years	5.9203%	4/27/2018	4/27/2028*
5 Years	7.0239%	10/5/2018	10/5/2023*
2 Years	4.2463%	11/6/2019	11/6/2021
7.25 Years	4.9899%	11/6/2019	2/6/2027
2 Years	3.0000%	6/26/2020	6/26/2022
4 Years	3.8620%	9/29/2020	9/29/2025
4 Years	3.6262%	5/4/2021	5/4/2025
10 Years	4.0776%	10/26/2021	10/26/2031
6 Years	5.8086%	5/5/2022	5/5/2028
2 years	4.3969%	7/4/2022	7/4/2024
5 years	6.2110%	7/4/2022	7/4/2027
7 years	6.8045%	7/4/2022	7/4/2029
5 years	6.0253%	6/26/2023	6/26/2028
10 years	6.2948%	6/26/2023	6/26/2033
10 years	6.9931%	7/18/2024	7/18/2034
10 years	6.1334%	11/13/2024	11/13/2034
5 years	6.0671%	10/23/2025	10/23/2030
10 years	6.3192%	10/23/2025	10/23/2035

*Early redeemed security

Prev. Years Trade Summary

Year	Total Volume
13.5	75.70

Monthly Trade Summary

Month	2009	2010	2011	2012	2013	2014	2015	2016	2017	2018	2019	2020	2021	2022	2023	2024	2025	2026
Jan	17.00	5.10	2.05	16.15	321.65	50.08	206.07	228.17	295.02	292.47	276.60	438.06	474.01	165.71	123.60	343.28	302.31	220.48
Feb	4.30	69.00	15.10	1.00	248.83	120.71	327.89	188.71	270.09	304.13	855.08	469.99	725.82	260.95	112.51	197.22	280.30	486.24
Mar	2.00	33.10	12.55	0.00	31.70	270.35	557.17	397.84	531.70	442.05	799.12	261.71	867.91	211.05	152.95	203.23	261.63	194.53
Apr	192.30	11.60	12.50	338.70	83.40	44.13	225.54	481.32	179.08	495.54	237.92	85.22	517.60	209.75	162.63	143.00	199.83	124.93
May	14.50	18.20	36.30	180.20	321.70	218.55	314.56	712.50	400.39	489.95	708.60	334.40	872.09	473.65	250.73	124.79	129.64	85.89
Jun	4.10	13.00	17.40	890.40	611.11	382.02	483.40	938.64	522.54	284.29	593.64	1,109.38	608.69	100.93	326.15	142.55	122.36	138.34
Jul	74.29	6.53	5.45	1,295.54	1,536.48	246.84	606.23	171.89	1,302.86	908.96	548.61	1,039.81	361.42	517.61	327.37	235.88	408.54	132.87
Aug	78.65	14.67	56.15	305.94	93.28	368.90	665.27	1,356.58	688.38	478.56	1,289.01	909.56	314.95	259.40	439.93	194.44	399.23	0.00
Sep	23.80	4.15	50.80	240.61	205.04	378.55	685.67	449.48	591.93	478.45	621.15	1,157.76	259.22	97.92	214.50	365.79	227.26	0.00
Oct	8.00	12.15	63.40	144.67	161.25	694.39	360.15	907.50	300.00	361.69	337.99	1,139.94	463.31	146.29	139.30	193.60	530.34	0.00
Nov	19.30	9.00	11.90	223.76	113.29	388.40	126.10	274.13	584.57	260.81	580.98	647.08	185.00	171.56	360.28	424.28	188.21	0.00
Dec	2.70	8.00	1.00	83.55	37.69	119.55	129.31	69.77	325.22	126.94	492.85	742.44	294.24	96.36	145.60	125.63	386.39	0.00
TOTAL	440.94	204.50	284.60	3,720.51	3,765.42	3,282.46	4,687.35	6,176.50	5,991.78	4,923.85	7,341.55	8,335.35	5,944.25	2,711.16	2,755.55	2,693.69	3,436.04	1,383.28

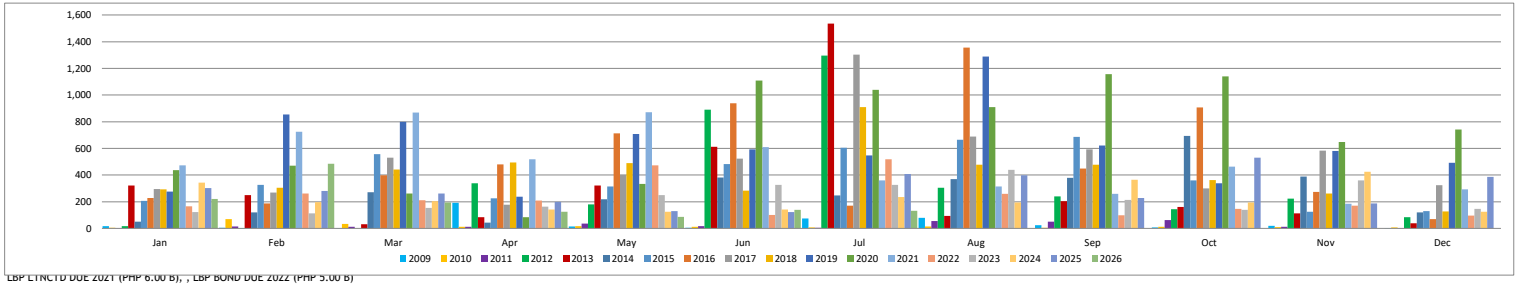

LBP LTNCTD DUE 2021 (PHP 6.00 B), , LBP BOND DUE 2022 (PHP 5.00 B)

As of End of July 2026

NOTE: Data contained in these tables is based on data generated by the PDEx Trading System.
The PDS Group makes no further representation or warranty regarding the accuracy and completeness thereof.

AP BONDS DUE 2012 (PHP 706 M), 2014* (PHP 2.29 B), 2021 (PHP 6.6 B), 2022 (PHP 9 B), 2025 (PHP 0.55 B), 2026 (PHP 3.4 B), 2027 (PHP 3.0 B), 2024 (PhP 7.7 B),2026 (PhP 7.25 B), 2028 (PhP 2.5 B), 2026 (PHP 8.00), 2025 (PhP 4.8B), 2028 (PhP 7.2B), 2027 (PhP 3.00B), 2029 (Php 7.00B)
2027 (Php 11.29254B), 2030 (Php 9.46866B) & 2035 (Php 9.23880B)
Philippine Dealing & Exchange Corp. (PDEx)
(in million pesos)

Securities Summary

Tenor	Coupon Rate	Issue Date	Maturity Date
3 Years	8.0000%	4/30/2009	4/30/2012
5 Years	8.0000%	4/30/2009	4/30/2012*
7 Years	5.2050%	9/10/2014	9/10/2021
12 Years	6.1000%	9/10/2014	9/10/2026*
10 Years	5.3367%	7/3/2017	7/3/2027
5.25 Years	7.5095%	10/25/2018	1/25/2024*
10 Years	8.5091%	10/25/2018	10/25/2028
2 Years	3.1250%	7/6/2020	7/6/2022
5 Years	3.9350%	7/6/2020	7/6/2025
5 Years	3.8224%	3/16/2021	3/16/2026
4 Years	3.9992%	12/2/2021	12/2/2025
7 Years	5.0283%	12/2/2021	12/2/2028
5 Years	5.3066%	3/17/2022	3/17/2027
7 Years	5.7388%	3/17/2022	3/17/2029
2 Years	5.8846%	7/14/2025	7/14/2027
5 Years	6.2934%	7/14/2025	7/14/2030
10 Years	6.8572%	7/14/2025	7/14/2035

*Early redeemed security

Monthly Trade Summary

Month	2009	2010	2011	2012	2013	2014	2015	2016	2017	2018	2019	2020	2021	2022	2023	2024	2025	2026
Jan	0.00	0.00	0.00	0.00	0.00	0.00	10.00	9.00	10.05	4.40	7.87	263.25	448.82	130.67	100.51	169.41	73.45	491.39
Feb	0.00	0.00	0.00	0.00	0.00	0.00	5.05	37.65	3.67	0.55	4.69	324.55	399.93	89.81	460.85	406.56	71.17	237.69
Mar	0.00	0.00	1.00	0.00	0.00	0.00	4.10	28.50	0.00	8.47	8.48	47.88	830.61	195.22	147.62	150.41	62.12	74.32
Apr	0.00	0.00	14.80	0.00	0.00	0.00	3.50	281.83	0.05	3.78	21.65	36.25	197.32	142.34	12.91	166.24	27.31	57.80
May	0.00	0.00	16.50	0.00	0.00	0.00	38.80	1.00	12.37	0.00	34.64	145.72	105.02	141.51	98.62	72.40	70.33	42.22
Jun	0.00	0.00	32.80	0.00	0.00	0.00	38.23	0.00	4.49	17.05	16.05	130.58	250.90	64.44	134.31	48.75	137.69	61.91
Jul	0.00	0.00	68.90	0.00	0.00	0.00	6.20	60.00	119.98	4.73	587.31	1,534.77	180.82	49.25	266.11	53.00	620.95	88.26
Aug	0.00	0.00	8.40	0.00	0.00	0.00	4.00	1.00	10.00	1.20	214.23	122.08	104.97	187.99	89.89	96.87	579.40	0.00
Sep	0.00	0.00	125.20	0.00	0.00	255.97	3.00	41.00	31.80	5.00	42.09	192.70	1,070.00	56.49	182.21	362.41	292.10	0.00
Oct	0.00	0.00	9.90	0.00	0.00	17.25	975.00	63.67	21.82	1,528.16	630.89	21.09	192.93	92.85	79.36	266.76	198.58	0.00
Nov	0.00	0.00	1.50	0.00	0.00	2.25	50.00	93.00	3.00	69.50	27.10	36.19	19.53	86.86	155.52	41.10	501.76	0.00
Dec	0.00	0.00	0.00	0.00	0.00	3.00	19.00	17.20	1.35	6.10	105.97	88.70	190.33	56.54	116.81	34.48	264.85	0.00
TOTAL	0.00	0.00	279.00	0.00	0.00	278.47	1,156.88	633.85	218.58	1,648.94	1,700.97	2,943.76	3,991.18	1,293.97	1,844.72	1,868.39	2,899.71	1,053.59

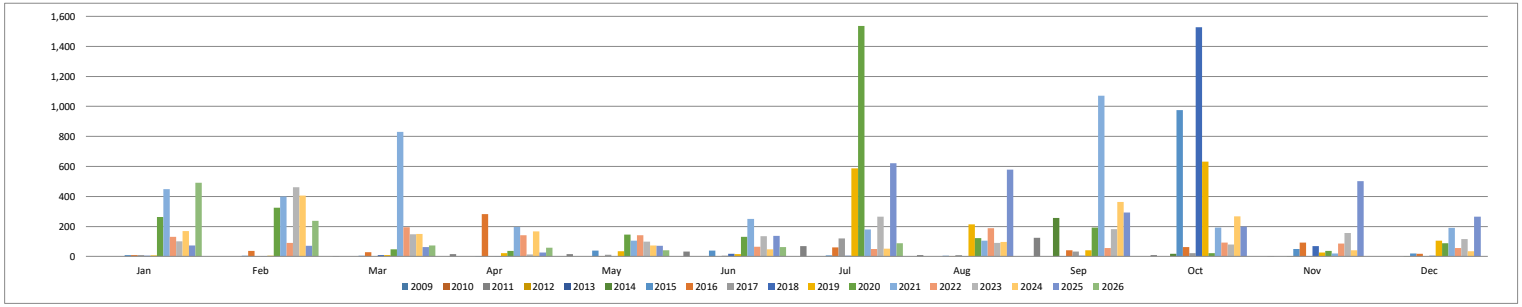

As of End of July 2026

NOTE: Data contained in these tables is based on data generated by the PDEx Trading System.
The PDS Group makes no further representation or warranty regarding the accuracy and completeness thereof.

AEON NOTES DUE 2021 (PhP 0.9 B), 2023 (PhP 0.1 B)
Philippine Dealing & Exchange Corp. (PDEx)
(in million pesos)

Securities Summary				Monthly Trade Summary						
Tenor	Coupon Rate	Issue Date	Maturity Date	Month	2018	2019	2020	2021	2022	2023
3 Years	7.2990%	11/16/2018	11/16/2021	Jan	0.00	0.00	0.00	0.00	0.00	0.00
5 Years	7.6950%	11/16/2018	11/16/2023	Feb	0.00	0.00	0.00	0.00	0.00	0.00
				Mar	0.00	0.00	0.00	0.00	0.00	0.00
				Apr	0.00	0.00	0.00	0.00	0.00	0.00
				May	0.00	0.00	0.00	0.00	0.00	0.00
				Jun	0.00	0.00	0.00	0.00	0.00	0.00
				Jul	0.00	0.00	0.00	0.00	0.00	0.00
				Aug	0.00	0.00	0.00	0.00	0.00	0.00
				Sep	0.00	0.00	0.00	0.00	0.00	0.00
				Oct	0.00	0.00	0.00	0.00	0.00	0.00
				Nov	0.00	0.00	0.00	0.00	0.00	0.00
				Dec	0.00	0.00	0.00	0.00	0.00	0.00
				TOTAL	0.00	0.00	0.00	0.00	0.00	0.00

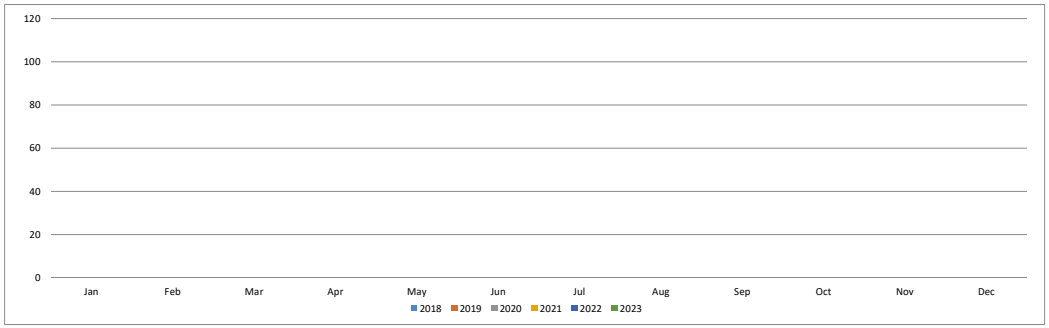

As of End of July 2026

NOTE: Data contained in these tables is based on data generated by the PDEx Trading System.
The PDS Group makes no further representation or warranty regarding the accuracy and completeness thereof.

ACR Commercial Paper Due October 21, 2019 (PhP 0.1 B), Due June 27,2019 (PhP 0.522 B),Due September 25,2019 (PhP 0.16 B), Due March 23, 2020 (PhP 0.098 B), October 11, 2019 (PhP 0.2 B) Due January 10,2020 (PhP 0.292 B), Due July 10, 2020 (PhP 0.608 B), Due May 12, 2020 (Php 0.292 B) Due Aug. 11, 2020 (PhP 0.402 B),

ACR Series L Commercial Paper Due December 14, 2020 (PHP 0.082 B), ACR Series M Commercial Paper Due March 15, 2021 (PHP 0.34 B), ACR Series N Commercial Paper Due September 13, 2021 (PhP 0.58 B)

Series O Commercial Paper Due January 14, 2022 (PHP 0.27 B), Series P Commercial Paper Due July 15, 2022 (PHP 1.14 B), Series Q Commercial Paper Due November 11, 2022

ACR Series R Commercial Paper Due December 26, 2022 (PHP 0.265 B), ACR Series S Commercial Paper Due June 26, 2023 (PHP 1.00 B), Series T Commercial Paper Due June 23, 2023 (PhP 0.149 B), Series U Commercial Paper Due December 22, 2023 (PHP 0.471 B), ACR Commercial Paper Series V Due December 15, 2023 (PHP 0.5167 B), ACR Commercial Paper Series W Due June 14, 2024 (0.8633 B), ACR Series X Commercial Paper Due May 29, 2024 (PHP 0.3301 B), ACR Series Y Commercial Paper Due November 27, 2024 (PHP 0.8189 B), ACR Series Z CP Due November 22, 2024 (PHP 0.5167 B)

ACR Series AA CP Due August 11, 2025 (PHP 0.444 B) & ACR Series AB CP Due February 09, 2026 (PHP 1.156 B)

Philippine Dealing & Exchange Corp. (PDEx)
(in million pesos)

Securities Summary

Tenor	Coupon Rate	Issue Date	Maturity Date
1 Year	N/A	10/26/2018	10/21/2019
3 Mos	N/A	3/29/2019	6/27/2019
6 Mos	N/A	3/29/2019	9/25/2019
1 Year	N/A	2/11/2020	3/23/2020
3 Mos	N/A	2/11/2020	5/12/2020
6 Mos	N/A	2/11/2020	8/11/2020
1 Year	N/A	9/14/2020	9/13/2021
3 Mos	N/A	9/14/2020	12/14/2020
6 Mos	N/A	9/14/2020	3/15/2021
6 Mos	N/A	7/16/2021	1/14/2022
1 Year	N/A	7/16/2021	7/15/2022
1 Year	N/A	11/12/2021	11/11/2022
6 Mos	N/A	6/27/2022	12/26/2022
1 Year	N/A	6/27/2022	6/26/2023
6 Mos	N/A	12/23/2022	6/23/2023
1 Year	N/A	12/23/2022	12/22/2023
6 Mos	N/A	6/16/2023	12/15/2023
1 Year	N/A	6/16/2023	6/14/2024
6 Mos	N/A	11/29/2023	5/29/2024
1 Year	N/A	11/29/2023	11/27/2024
6 Mos	N/A	5/24/2024	11/22/2024
182 Days	N/A	2/10/2025	8/11/2025
364 Days	N/A	2/10/2025	2/9/2026

Monthly Trade Summary

Month	2018	2019	2020	2021	2022	2023	2024	2025	2026
Jan	0.00	0.00	0.00	0.00	0.00	0.00	0.00	0.00	0.00
Feb	0.00	2.00	212.60	0.00	2.30	0.00	0.00	43.00	0.00
Mar	0.00	3.50	0.00	0.00	0.00	0.00	0.00	0.00	0.00
Apr	0.00	0.00	2.00	0.00	0.00	0.00	0.00	0.00	0.00
May	0.00	1.30	0.00	0.00	0.00	0.00	10.70	0.00	0.00
Jun	0.00	0.00	0.00	0.00	0.00	133.40	0.00	0.00	0.00
Jul	0.00	50.40	0.00	0.00	30.00	0.00	0.00	0.00	0.00
Aug	0.00	0.00	0.00	2.00	0.00	0.00	0.00	0.00	0.00
Sep	0.00	0.00	0.00	0.00	10.00	0.00	0.00	0.00	0.00
Oct	0.00	0.00	0.00	0.00	0.00	0.00	6.40	0.00	0.00
Nov	0.00	0.00	0.00	0.00	0.00	71.10	0.00	0.00	0.00
Dec	0.00	0.80	0.00	10.00	0.00	0.00	0.00	0.00	0.00
TOTAL	0.00	58.00	214.60	12.00	42.30	204.50	17.10	43.00	0.00

Alsons Consolidated Resources, Inc.

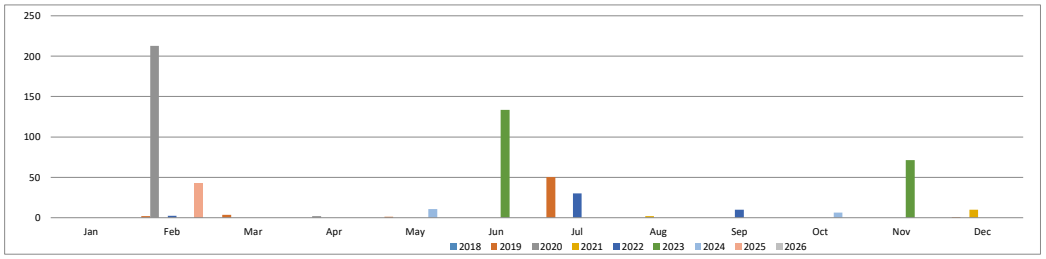

As of End of July 2026

NOTE: Data contained in these tables is based on data generated by the PDEx Trading System.
The PDS Group makes no further representation or warranty regarding the accuracy and completeness thereof.

ACEN Fixed-Rate ASEAN Green Bonds Due 2027 (PHP 10.0 B)
Philippine Dealing & Exchange Corp. (PDEx)
(in million pesos)

Securities Summary

Tenor	Coupon Rate	Issue Date	Maturity Date
5 Years	6.0526%	9/22/2022	9/22/2027

Monthly Trade Summary

Month	2022	2023	2024	2025	2026
Jan	0.00	0.50	0.50	10.00	10.09
Feb	0.00	2.70	5.90	24.16	30.80
Mar	0.00	2.50	12.14	1.00	15.90
Apr	0.00	1.50	5.20	0.00	12.35
May	0.00	0.50	6.50	11.86	6.00
Jun	0.00	7.70	4.50	3.00	14.10
Jul	0.00	3.90	23.95	34.12	4.55
Aug	0.00	115.50	31.30	10.10	0.00
Sep	44.07	9.70	29.00	4.55	0.00
Oct	2.00	43.11	9.73	12.04	0.00
Nov	3.50	14.80	18.99	1.00	0.00
Dec	1.80	3.01	117.50	8.62	0.00
TOTAL	51.37	205.42	265.21	120.45	93.79

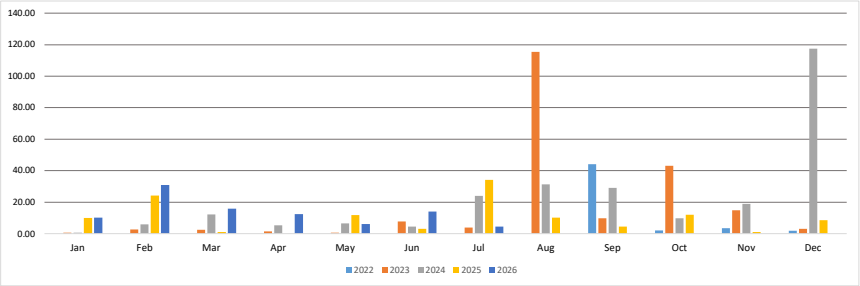

As of End of July 2026

NOTE: Data contained in these tables is based on data generated by the PDEx Trading System.
The PDS Group makes no further representation or warranty regarding the accuracy and completeness thereof.

ALCO GREEN BONDS DUE 2025 (PhP 3.00 B), 2027 (PHP 1.60 B), 2029 (PHP 1.40 B)
Philippine Dealing & Exchange Corp. (PDEx)
(in million pesos)

Securities Summary

Tenor	Coupon Rate	Issue Date	Maturity Date
5 Years	6.3517%	2/6/2020	2/6/2025
5 Years	8.0000%	12/22/2022	12/22/2027
7 Years	8.7557%	12/22/2022	12/22/2029

Monthly Trade Summary

Month	2020	2021	2022	2023	2024	2025	2026
Jan	0.00	0.00	0.00	11.00	0.00	0.00	1.00
Feb	93.30	0.00	4.00	8.00	7.00	0.00	0.00
Mar	5.00	0.00	20.00	41.73	5.50	3.53	1.50
Apr	0.00	0.07	0.00	0.00	6.20	0.00	1.50
May	0.00	37.00	0.00	5.00	6.44	0.00	3.00
Jun	0.00	2.30	2.30	0.15	3.93	0.00	5.00
Jul	0.00	0.10	1.30	84.21	2.30	1.00	5.00
Aug	0.00	0.00	1.00	15.46	2.50	0.00	0.00
Sep	0.00	2.30	15.00	8.96	1.00	1.00	0.00
Oct	0.00	0.17	0.00	2.60	2.00	12.00	0.00
Nov	0.00	0.00	0.50	9.40	0.00	11.70	0.00
Dec	50.00	1.00	64.15	69.50	2.00	2.00	0.00
TOTAL	148.30	42.94	108.25	256.00	38.87	31.23	17.00

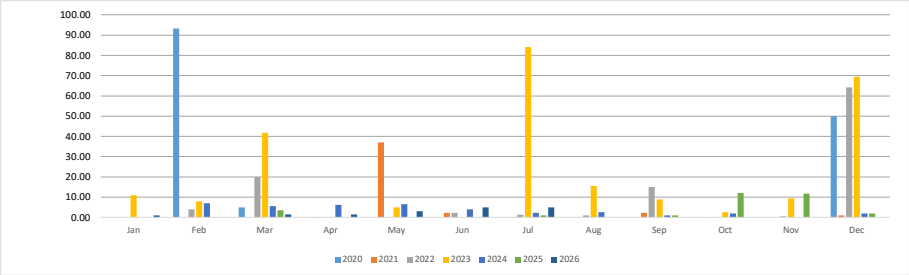

As of End of July 2026

NOTE: Data contained in these tables is based on data generated by the PDEx Trading System.
The PDS Group makes no further representation or warranty regarding the accuracy and completeness thereof.

AREIT Fixed Rate Bonds Due 2023
Philippine Dealing & Exchange Corp. (PDEx)
(in million pesos)

Securities Summary			
Tenor	Coupon Rate	Issue Date	Maturity Date
2 Years	3.0445%	12/28/2021	12/28/2023

Monthly Trade Summary				
Month	2021	2022	2023	2024
Jan	0.00	1.10	2.40	0.00
Feb	0.00	4.00	1.00	0.00
Mar	0.00	0.00	2.60	0.00
Apr	0.00	1.00	1.00	0.00
May	0.00	1.00	1.00	0.00
Jun	0.00	0.00	1.00	0.00
Jul	0.00	2.00	6.60	0.00
Aug	0.00	0.00	0.00	0.00
Sep	0.00	1.00	3.70	0.00
Oct	0.00	2.50	2.20	0.00
Nov	0.00	2.00	0.00	0.00
Dec	58.42	2.00	0.00	0.00
TOTAL	58.42	16.60	21.50	0.00

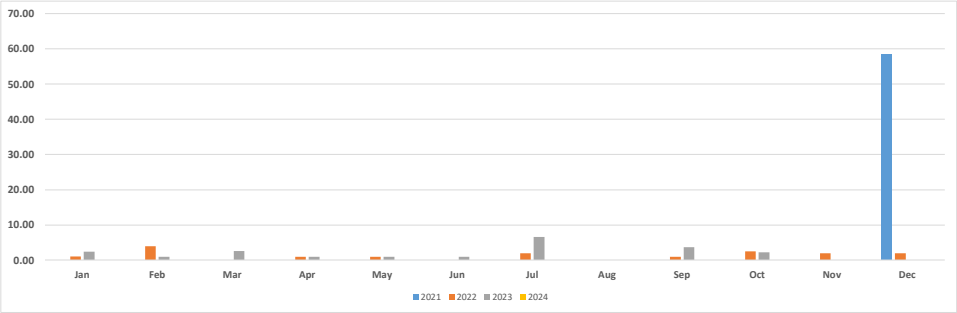

As of End of July 2026

NOTE: Data contained in these tables is based on data generated by the PDEx Trading System.
The PDS Group makes no further representation or warranty regarding the accuracy and completeness thereof.

BB2SPT BONDS DUE 2017 (PHP 300 M)
Philippine Dealing & Exchange Corp. (PDEx)
(in million pesos)

Securities Summary

Tenor	Coupon Rate	Issue Date	Maturity Date
5 Years	4.8000%	8/17/2012	8/17/2017

Monthly Trade Summary

Month	2012	2013	2014	2015	2016	2017
Jan	0.00	0.00	0.00	0.10	0.23	0.00
Feb	0.00	0.40	0.41	0.00	0.00	0.00
Mar	0.00	0.95	0.24	0.00	0.02	0.01
Apr	0.00	0.00	2.00	0.13	0.00	0.00
May	0.00	1.03	0.00	0.00	1.25	0.00
Jun	0.00	0.36	0.16	0.00	0.00	0.00
Jul	0.00	0.27	0.17	0.00	0.00	0.00
Aug	0.00	0.00	2.00	1.00	0.20	0.00
Sep	0.00	0.00	2.50	0.01	0.10	0.00
Oct	0.00	0.00	0.51	2.50	0.00	0.00
Nov	0.00	0.11	0.00	0.10	0.00	0.00
Dec	0.00	0.55	0.11	1.50	0.00	0.00
TOTAL	0.00	3.67	8.09	5.33	1.80	0.01

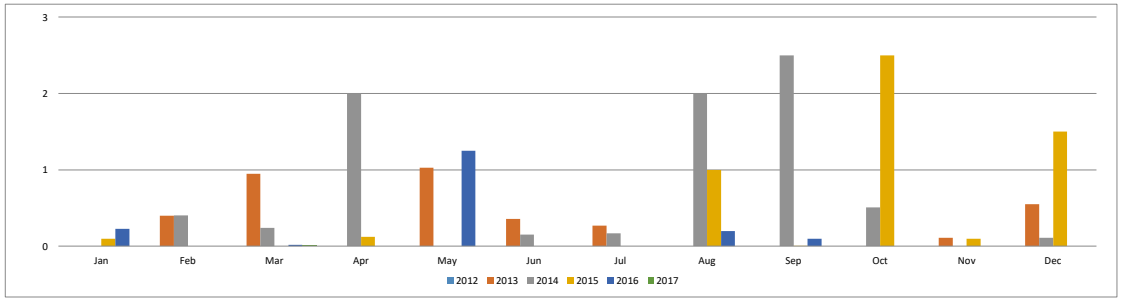

As of End of July 2026

NOTE: Data contained in these tables is based on data generated by the PDEx Trading System.
The PDS Group makes no further representation or warranty regarding the accuracy and completeness thereof.

CHI BONDS DUE 2021 (PHP 5.0 B)
Philippine Dealing & Exchange Corp. (PDEx)
(in million pesos)

Securities Summary				Monthly Trade Summary								
Tenor	Coupon Rate	Issue Date	Maturity Date	Month	2014	2015	2016	2017	2018	2019	2020	2021
7 Years	5.3200%	6/6/2014	6/6/2021	Jan	0.00	50.00	0.00	0.00	3.80	0.00	1.00	13.01
				Feb	0.00	45.00	7.20	1.50	7.80	0.10	1.00	61.66
				Mar	0.00	2.50	4.80	0.10	2.00	0.00	85.00	6.70
				Apr	0.00	11.50	18.10	0.00	0.70	0.10	2.00	9.70
				May	0.00	14.00	42.20	3.70	0.20	2.50	3.36	0.00
				Jun	0.00	6.05	25.95	3.76	3.50	3.50	0.00	0.00
				Jul	1.20	2.45	4.00	2.00	0.00	2.10	0.00	0.00
				Aug	39.00	10.00	0.00	0.50	4.11	7.00	18.89	0.00
				Sep	10.80	0.50	9.35	3.00	2.70	0.05	13.00	0.00
				Oct	0.00	0.00	3.00	0.70	0.00	1.00	48.80	0.00
				Nov	0.00	1.05	0.00	1.00	0.00	0.00	26.85	0.00
				Dec	3.00	0.80	7.80	0.20	0.60	3.50	8.15	0.00
				TOTAL	54.00	143.85	122.40	16.46	25.41	19.85	208.05	91.07

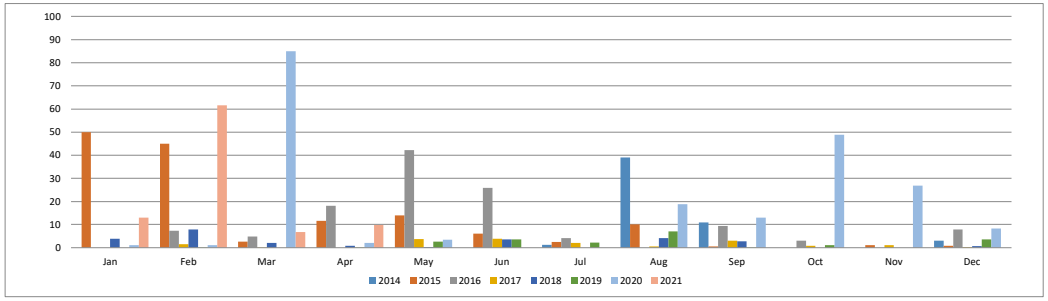

As of End of July 2026

NOTE: Data contained in these tables is based on data generated by the PDEx Trading System.
The PDS Group makes no further representation or warranty regarding the accuracy and completeness thereof.

CLI Fixed Rate Bonds Due 2026 (PHP 2.77 B), Due 2028 (PHP 1.24B), Due 2029 (PHP 0.99 B), Series D Due 2028 (PHP 2.85640B) Series E Due 2030 (PHP 2.14360B)
CLI Sustainability-Linked Bonds Due 2029 (PHP 2.18708 B), 2032 (PHP .602810 B), 2035 (PHP 1.21530 B)
Philippine Dealing & Exchange Corp. (PDEx)
(in million pesos)

Securities Summary

Tenor	Coupon Rate	Issue Date	Maturity Date
3.5 years	6.4222%	10/7/2022	4/7/2026
5.5 years	6.9884%	10/7/2022	4/7/2028
7 years	7.3649%	10/7/2022	10/7/2029
3 years	6.6348%	3/21/2025	3/21/2028
5 years	6.9157%	3/21/2025	3/21/2030
4 years	6.5408%	12/5/2025	12/5/2029
7 years	6.6807%	12/5/2025	12/5/2032
10 years	6.9572%	12/5/2025	12/5/2035

Monthly Trade Summary

Month	2022	2023	2024	2025	2026
Jan	0.00	0.00	20.90	3.20	24.30
Feb	0.00	5.00	26.31	0.50	4.31
Mar	0.00	0.00	6.34	127.70	10.00
Apr	0.00	0.00	1.50	7.62	8.50
May	0.00	0.00	27.56	10.00	12.60
Jun	0.00	3.99	0.50	0.43	5.00
Jul	0.00	2.50	1.13	1.44	11.80
Aug	0.00	26.20	7.97	1.50	0.00
Sep	0.00	4.00	2.00	10.10	0.00
Oct	8.00	5.20	41.50	11.16	0.00
Nov	0.55	9.70	0.00	1.50	0.00
Dec	0.50	23.41	1.30	24.50	0.00
TOTAL	9.05	80.00	137.01	199.65	76.51

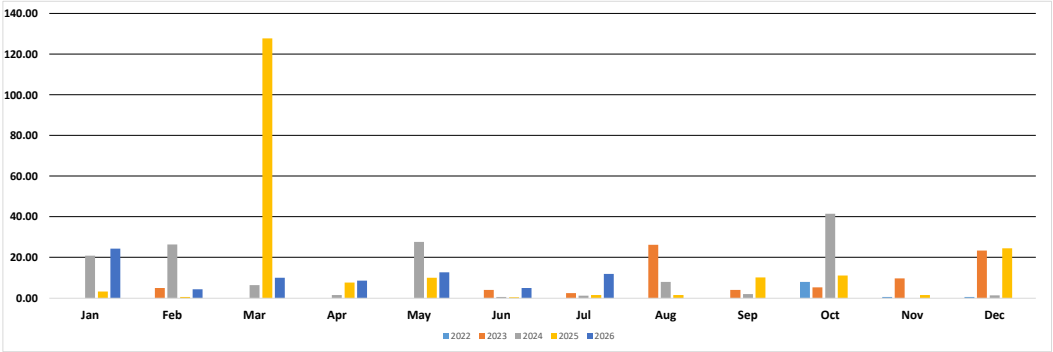

As of End of July 2026

NOTE: Data contained in these tables is based on data generated by the PDEx Trading System.
The PDS Group makes no further representation or warranty regarding the accuracy and completeness thereof.

CNVRG Fixed Rate Bonds Due 2027 (PHP 10.0 B)
Philippine Dealing & Exchange Corp. (PDEx)
(in million pesos)

Securities Summary

Tenor	Coupon Rate	Issue Date	Maturity Date
5 Years	5.5942%	4/8/2022	4/8/2027

Monthly Trade Summary

Month	2022	2023	2024	2025	2026
Jan	0.00	4.20	13.76	1.00	18.31
Feb	0.00	2.79	59.00	37.54	20.20
Mar	0.00	0.00	151.32	25.92	12.30
Apr	69.90	10.20	0.70	17.73	5.98
May	0.00	1.20	15.30	17.70	1.40
Jun	4.70	8.24	1.45	14.00	5.49
Jul	1.60	9.40	13.50	7.16	30.40
Aug	1.00	16.40	62.58	3.00	0.00
Sep	0.42	9.93	0.00	9.44	0.00
Oct	16.13	4.00	1.75	7.00	0.00
Nov	3.20	15.00	4.80	1.29	0.00
Dec	0.42	4.15	82.09	128.76	0.00
TOTAL	97.37	85.51	406.25	270.55	94.08

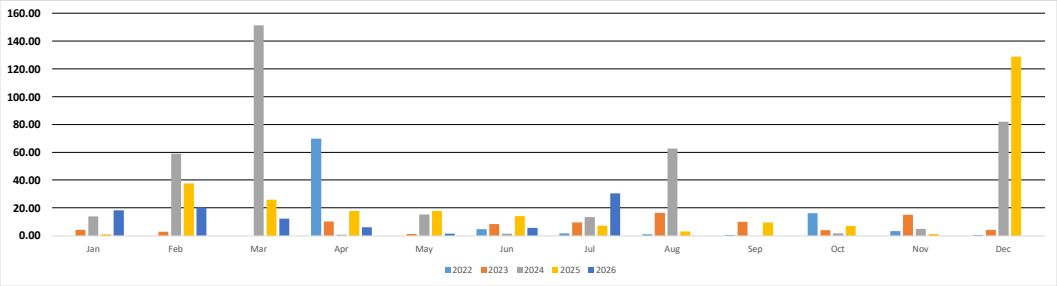

As of End of July 2026

NOTE: Data contained in these tables is based on data generated by the PDEx Trading System.
The PDS Group makes no further representation or warranty regarding the accuracy and completeness thereof.

CPG BONDS DUE 2017 (PHP 1.19 B), 2020 (PHP 1.39 B), 2021 (PHP 0.12 B), 2022 (PHP 3 B), 2024 (PHP 3.00B), 2027 (PHP 3.00 B), 2026 (PHP 0.69), 2028 (PHP 1.31), 2030 (PHP 1.00 B)
2030 (PHP 2.32505 B), 2033 (PHP 2.67495 B) & 2031 (PHP 3.00 B)
Philippine Dealing & Exchange Corp. (PDEx)
(in million pesos)

Securities Summary

Tenor	Coupon Rate	Issue Date	Maturity Date
3 Years	6.0000%	9/2/2014	9/2/2017
6 Years	6.6878%	9/2/2014	3/2/2020
7 Years	6.9758%	9/2/2014	9/2/2021
3 Years	7.8203%	4/15/2019	4/15/2022
3 Years	4.8467%	3/1/2021	3/1/2024
5 Years	5.7524%	2/24/2022	2/24/2027
3 Years	6.5760%	3/17/2023	3/17/2026
5 Years	7.4054%	3/17/2023	3/17/2028
7 Years	7.6800%	3/17/2023	3/17/2030
4 Years	6.5080%	2/20/2026	2/20/2030
7 Years	7.6280%	2/20/2026	2/20/2033
5 Years	7.7000%	6/30/2026	6/30/2031

Monthly Trade Summary

Month	2014	2015	2016	2017	2018	2019	2020	2021	2022	2023	2024	2025	2026
Jan	0.00	0.00	38.74	0.00	0.00	0.00	1.28	6.50	5.01	0.00	81.45	1.10	4.98
Feb	0.00	0.00	14.70	1.50	0.00	2.00	4.48	14.40	77.60	0.00	80.73	5.50	20.10
Mar	0.00	0.00	2.20	6.30	0.00	0.00	4.83	176.63	1.00	116.70	144.00	103.88	60.50
Apr	0.00	12.20	7.77	0.00	0.00	104.03	0.00	9.02	30.93	0.00	43.82	78.84	2.00
May	0.00	36.37	7.20	6.00	0.00	2.00	0.90	35.66	0.85	2.50	3.50	63.50	9.40
Jun	0.00	115.50	16.11	0.00	0.00	0.00	0.00	3.20	1.85	2.94	38.53	7.90	0.00
Jul	0.00	8.45	4.32	0.20	0.00	2.60	5.93	18.80	1.86	23.00	92.16	0.00	0.00
Aug	0.00	11.90	3.50	0.50	0.00	150.00	0.00	8.00	2.31	2.00	26.20	0.00	0.00
Sep	0.00	57.29	0.50	0.00	1.00	0.00	7.73	22.05	0.50	0.50	7.17	0.40	0.00
Oct	0.50	28.74	1.90	6.60	0.00	0.40	3.25	2.23	0.00	1.50	38.98	12.10	0.00
Nov	0.50	20.00	0.30	8.20	0.10	1.00	0.83	10.23	0.50	11.05	42.38	0.00	0.00
Dec	2.00	29.60	0.50	2.30	0.00	3.20	6.83	8.92	1.55	12.70	11.50	0.00	0.00
TOTAL	3.00	320.05	97.73	31.60	1.10	265.23	36.06	315.64	123.96	172.89	610.42	273.22	96.98

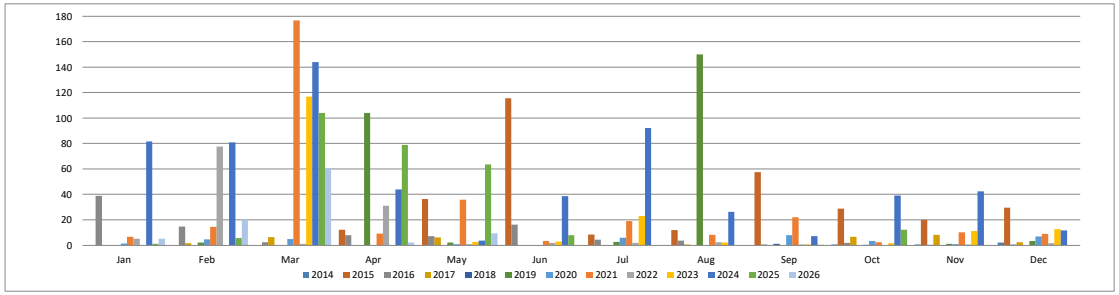

As of End of July 2026

NOTE: Data contained in these tables is based on data generated by the PDEx Trading System.
The PDS Group makes no further representation or warranty regarding the accuracy and completeness thereof.

TECH Series A Commercial Paper Due May 21, 2020 (PhP 0.769 B),
Series B Commercial Paper Due Aug 20,2020 (PhP 0.545 B), Series C Commercial Paper Due Feb 18,2021 (PhP 0.686 B)
Series D Commercial Paper Due October 27, 2021 (PhP 0.305B),Series F Commercial Paper Due June 6, 2023 (PhP 0.2938), Series G Commercial Paper Due December 5, 2023 (PhP 0.3046)
Series E Commercial Paper Due April 27, 2022 (PhP 0.695B)
Philippine Dealing & Exchange Corp. (PDEx)
(in million pesos)

Securities Summary

Tenor	Coupon Rate	Issue Date	Maturity Date
3 Months	0.0000%	2/20/2020	5/21/2020
6 Months	0.0000%	2/20/2020	8/20/2020
1 Year	0.0000%	2/20/2020	2/18/2021
6 Months	0.0000%	4/28/2021	10/27/2021
1 Year	0.0000%	4/28/2021	4/27/2022
6 Months	0.0000%	12/6/2022	6/6/2023
1 Year	0.0000%	12/6/2022	12/5/2023

Monthly Trade Summary

Month	2020	2021	2022	2023
Jan	0.00	0.00	0.00	0.00
Feb	0.00	0.00	0.00	0.00
Mar	0.00	0.00	0.00	0.00
Apr	0.00	0.00	0.00	0.00
May	0.00	0.00	0.00	0.00
Jun	0.00	0.00	0.00	0.00
Jul	0.00	0.00	0.00	0.00
Aug	0.00	0.00	0.00	0.00
Sep	5.10	10.00	0.00	0.00
Oct	0.00	0.00	0.00	0.00
Nov	12.20	0.00	0.00	0.00
Dec	0.00	1.10	26.10	0.00
TOTAL	17.30	11.10	26.10	0.00

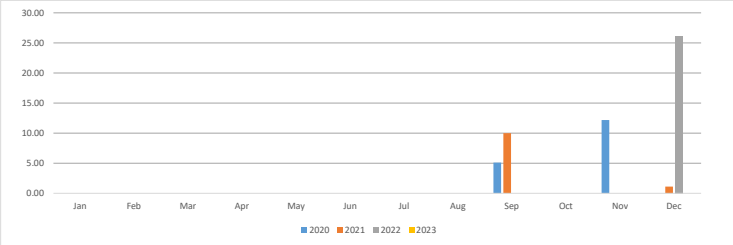

As of End of July 2026

NOTE: Data contained in these tables is based on data generated by the PDEx Trading System.
The PDS Group makes no further representation or warranty regarding the accuracy and completeness thereof.

CPI BONDS DUE 2023 (PHP 6.0 B)
Philippine Dealing & Exchange Corp. (PDEx)
(in million pesos)

Securities Summary

Tenor	Coupon Rate	Issue Date	Maturity Date
5.5 Years	5.0496%	7/7/2017	1/7/2023

Monthly Trade Summary

Month	2017	2018	2019	2020	2021	2022	2023
Jan	0.00	0.00	0.06	80.92	72.80	3.10	0.00
Feb	0.00	60.65	2.18	31.30	2.00	150.60	0.00
Mar	0.00	0.00	1.00	14.59	11.00	5.00	0.00
Apr	0.00	0.00	1.70	11.30	1.50	22.83	0.00
May	0.00	2.10	0.58	0.00	3.76	7.60	0.00
Jun	0.00	2.48	0.00	3.00	90.27	3.70	0.00
Jul	4.00	0.50	11.36	2.67	31.60	4.10	0.00
Aug	1.00	0.00	0.40	0.00	24.67	217.82	0.00
Sep	12.00	0.00	3.15	52.44	0.00	8.37	0.00
Oct	9.66	0.20	1.90	2.80	0.00	25.00	0.00
Nov	5.34	5.10	27.10	0.20	0.00	0.00	0.00
Dec	1.00	0.00	40.40	1.00	30.83	2.56	0.00
TOTAL	33.00	71.03	89.83	200.22	268.43	450.68	0.00

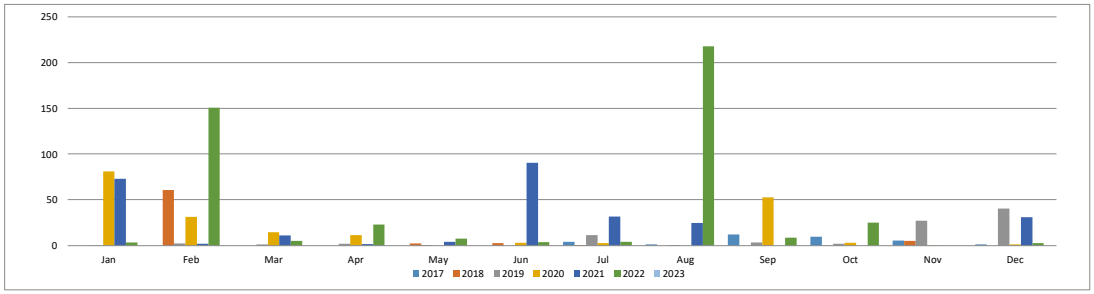

As of End of July 2026

NOTE: Data contained in these tables is based on data generated by the PDEx Trading System.
The PDS Group makes no further representation or warranty regarding the accuracy and completeness thereof.

CREIT ASEAN Green Bonds Due 2028 (PHP 4.5 B)
Philippine Dealing & Exchange Corp. (PDEx)
(in million pesos)

Securities Summary

Tenor	Coupon Rate	Issue Date	Maturity Date
5 Years	7.0543%	2/10/2023	2/10/2028

Monthly Trade Summary

Month	2023	2024	2025	2026
Jan	0.00	0.00	0.00	8.00
Feb	31.90	5.00	36.40	7.50
Mar	0.00	0.00	0.20	5.00
Apr	0.00	0.00	1.10	1.00
May	2.00	27.00	0.00	4.00
Jun	0.00	0.00	0.00	0.00
Jul	0.00	0.00	0.00	0.00
Aug	5.00	0.00	0.00	0.00
Sep	0.00	2.00	2.00	0.00
Oct	1.00	0.00	0.00	0.00
Nov	0.00	2.70	2.00	0.00
Dec	0.00	0.00	4.50	0.00
TOTAL	39.90	36.70	46.20	25.50

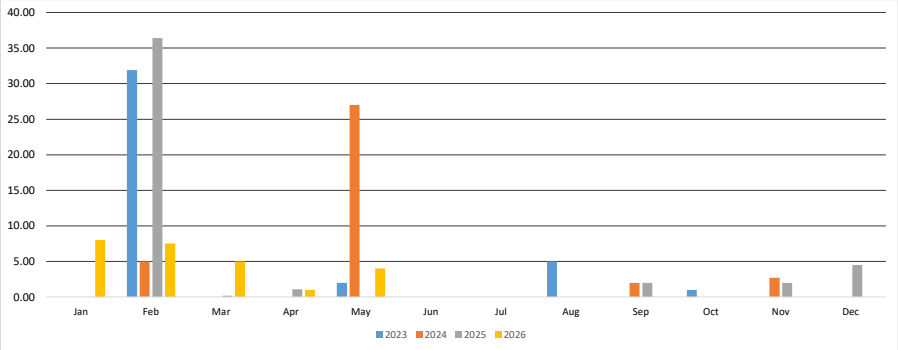

As of End of July 2026

NOTE: Data contained in these tables is based on data generated by the PDEx Trading System.
The PDS Group makes no further representation or warranty regarding the accuracy and completeness thereof.

DD BONDS DUE 2026 (PHP 5.3 B), 2024 (PHP 9.7 B), 2025 (PHP 2.5B), 2028 (PHP 1.1B), 2028 (PHP 1.0 B), Series C Due 2028 (PHP 6B), Series D Due 2029 (PHP 4B), Series E Due 2030 (PHP 10B), Series F Due 2032 (PHP 9.1B)
Series 3 Notes 2030 (PHP 2.5B), Series G Due 2029 (PHP 6.499 B), Series H Due 2031 (PHP 2.411 B), Series 3B Due 2030 (PHP 2.35900 B), Series 4 Due 2033 (PHP 2.5 B), Series 5 Due 2033 (PHP 2.5 B), Series 4B Due 2033 (PHP 2B) , Series 6 Due 2034 (PHP 2B) & Series 6B Due 2034 (PHP 1.5B)
Philippine Dealing & Exchange Corp. (PDEx)
(in million pesos)

Securities Summary

Tenor	Coupon Rate	Issue Date	Maturity Date
10 Years	5.9721%	12/15/2016	12/10/2026
7 Years	6.0952%	7/21/2017	7/21/2024
1.5 Years	9.5307%	9/8/2023	3/8/2025
5 Years	9.5354%	9/8/2023	9/8/2028
4.36 Years	9.5354%	5/23/2024	9/8/2028
3.5 Years	8.0080%	7/16/2024	1/16/2028
5 Years	8.0080%	9/20/2024	9/20/2029
5.5 Years	8.0000%	11/27/2024	5/27/2030
7 Years	7.7700%	2/21/2025	2/21/2032
5 Years	9.5307%	3/20/2025	3/20/2030
3.5 Years	7.7000%	9/19/2025	3/19/2029
5.5 Years	7.7000%	9/19/2025	3/19/2031
4.25 Years	9.5307%	2/23/2026	3/20/2030
7 Years	7.7500%	3/23/2026	3/23/2033
7 Years	7.7500%	4/23/2026	4/23/2033
6.875 Years	7.7500%	5/6/2026	3/23/2033
8 Years	8.8000%	7/6/2026	7/6/2034
7.96Years	8.8000%	7/13/2026	7/6/2034

Monthly Trade Summary

Month	2016	2017	2018	2019	2020	2021	2022	2023	2024	2025	2026
Jan	0.00	19.50	11.00	6.48	12.05	81.93	12.37	37.00	2.02	1.80	16.75
Feb	0.00	1.00	15.05	0.00	27.70	40.63	25.45	20.66	0.00	67.01	44.44
Mar	0.00	16.20	10.40	17.60	2.00	58.08	2.65	7.16	5.00	26.15	23.00
Apr	0.00	0.00	3.15	11.50	5.15	26.15	11.70	0.10	0.00	4.00	29.50
May	0.00	11.20	3.30	0.65	0.00	189.26	10.59	5.00	0.00	1.00	1.00
Jun	0.00	0.80	6.85	3.40	9.50	229.76	3.69	29.60	0.00	0.20	23.00
Jul	0.00	583.10	2.00	38.95	4.00	131.78	16.00	15.00	95.25	0.00	29.97
Aug	0.00	10.50	15.55	2.60	18.00	76.10	21.00	21.00	0.00	0.00	0.00
Sep	0.00	7.00	3.80	6.50	31.55	12.60	1.05	18.80	144.40	62.58	0.00
Oct	0.00	16.10	8.50	12.48	120.10	3.60	13.90	9.40	14.30	7.00	0.00
Nov	0.00	10.60	1.50	16.20	181.26	14.42	41.80	7.78	93.88	3.00	0.00
Dec	700.60	1.35	0.80	8.20	170.70	14.45	41.10	9.00	0.00	7.07	0.00
TOTAL	700.60	677.35	81.90	124.56	582.01	878.76	201.30	180.50	354.85	179.81	167.66

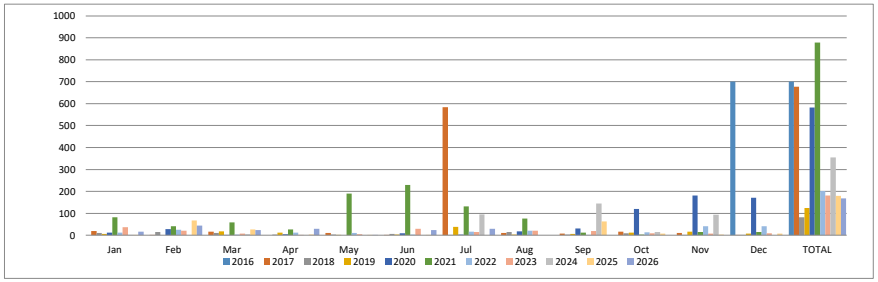

As of End of July 2026

NOTE: Data contained in these tables is based on data generated by the PDEx Trading System.
The PDS Group makes no further representation or warranty regarding the accuracy and completeness thereof.

DMPI Series A Fixed Rate Bonds Due 2023 (PHP 5.8) DMPI Series B Fixed Rate Bonds Due 2025 (PHP 0.65)
Philippine Dealing & Exchange Corp. (PDEx)
(in million pesos)

Securities Summary				Monthly Trade Summary					
Tenor	Coupon Rate	Issue Date	Maturity Date	Month	2020	2021	2022	2023	2024
3 Years	3.4840%	10/30/2020	10/30/2023	Jan	0.00	846.51	3.75	36.30	1.50
5 Years	3.7563%	10/30/2020	10/30/2025	Feb	0.00	271.34	34.15	20.90	0.00
				Mar	0.00	73.01	22.40	22.10	0.00
				Apr	0.00	57.74	4.00	0.00	0.10
				May	0.00	12.00	2.90	14.50	0.00
				Jun	0.00	27.00	5.50	0.60	0.00
				Jul	0.00	9.92	2.00	0.21	47.30
				Aug	0.00	2.40	6.70	8.30	0.00
				Sep	0.00	22.08	35.70	6.56	15.20
				Oct	125.35	11.40	17.00	5.00	0.00
				Nov	16.00	0.65	0.00	5.00	0.00
				Dec	34.30	5.50	2.50	0.00	0.00
				TOTAL	175.65	1,339.55	136.60	119.46	64.10

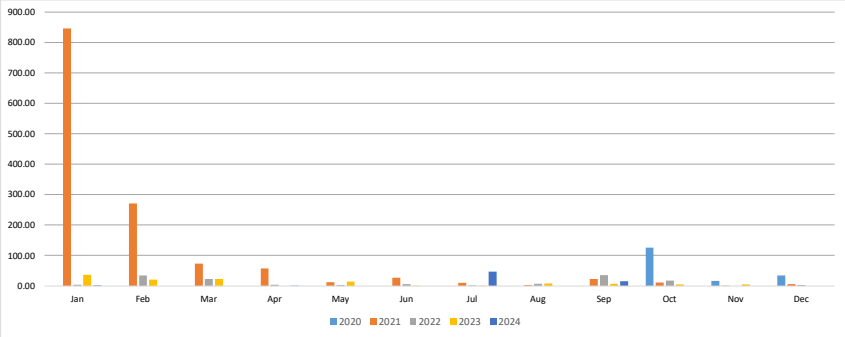

As of End of July 2026

NOTE: Data contained in these tables is based on data generated by the PDEx Trading System.
The PDS Group makes no further representation or warranty regarding the accuracy and completeness thereof.

DNL Series A Due 2024 (PHP 3.00 B) , Series B Due 2026 (PHP 2.00 B)
Philippine Dealing & Exchange Corp. (PDEx)
(in million pesos)

Securities Summary

Tenor	Coupon Rate	Issue Date	Maturity Date
3 Years	2.7885%	9/14/2021	8/20/2024
3 Years	3.5962%	9/14/2021	9/14/2026

Monthly Trade Summary

Month	2021	2022	2023	2024	2025	2026
Jan	0.00	50.00	4.00	3.15	0.00	0.00
Feb	0.00	0.00	4.00	6.51	11.30	0.00
Mar	0.00	34.89	46.51	8.00	1.02	0.00
Apr	0.00	12.85	10.00	6.47	0.00	0.00
May	0.00	11.85	1.50	0.00	0.80	1.52
Jun	0.00	0.00	17.00	0.00	0.00	43.50
Jul	0.00	6.00	6.40	4.50	13.17	4.50
Aug	0.00	20.07	5.00	0.00	0.00	0.00
Sep	2.82	8.35	8.50	0.00	0.00	0.00
Oct	0.63	0.00	0.00	0.00	1.00	0.00
Nov	36.34	15.51	14.44	0.00	3.40	0.00
Dec	46.00	1.52	0.00	0.00	0.80	0.00
TOTAL	85.79	161.04	117.35	28.63	31.49	49.52

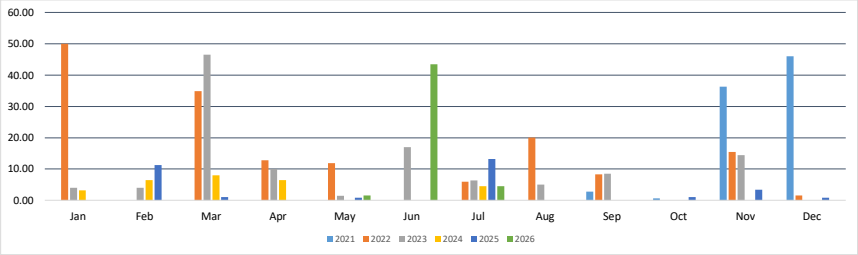

As of End of July 2026

NOTE: Data contained in these tables is based on data generated by the PDEx Trading System.
The PDS Group makes no further representation or warranty regarding the accuracy and completeness thereof.

EDC BONDS DUE 2015 (PHP 8.5 B), 2016 (PHP 3.5 B), 2020 (PHP 3 B), 2023 (PHP 4 B), 2024 (PHP 2.5 B), 2026(PHP 2.5 B), 2027 (PHP 3.0B), 2029 (PHP 3.5B), 2031 (PHP 3.5B)
Philippine Dealing & Exchange Corp. (PDEx)
(in million pesos)

Securities Summary

Tenor	Coupon Rate	Issue Date	Maturity Date
6 Years	8.6418%	12/4/2009	6/4/2015
7 Years	9.3327%	12/4/2009	12/4/2016
7 Years	4.1583%	5/3/2013	5/3/2020
10 Years	4.7312%	5/3/2013	5/3/2023
3 Years	2.8565%	6/25/2021	6/25/2024
10 Years	3.7305%	6/25/2021	6/25/2026
3 Years	6.7478%	5/27/2024	5/27/2027
5 Years	6.8873%	5/27/2024	5/27/2029
7 Years	7.0626%	5/27/2024	5/27/2031

Monthly Trade Summary

Month	2011	2012	2013	2014	2015	2016	2017	2018	2019	2020	2021	2022	2023	2024	2025	2026
Jan	203.95	115.90	23.35	40.28	54.30	39.98	15.52	0.85	5.50	20.17	10.50	4.00	175.03	0.04	32.93	8.66
Feb	200.00	40.00	1.00	42.50	61.50	649.70	4.50	80.64	0.00	420.50	0.00	0.00	1.88	0.00	7.26	3.57
Mar	10.11	21.50	33.90	80.04	60.67	118.04	3.70	14.47	5.83	145.00	0.00	4.90	316.17	0.00	25.15	56.10
Apr	59.20	0.45	40.25	200.34	22.88	103.10	1.10	24.47	12.50	2.75	1.00	6.70	61.70	5.01	14.09	42.22
May	12.00	97.00	559.55	86.05	16.57	116.40	58.17	9.86	71.25	387.45	0.00	3.36	22.95	134.16	4.90	13.60
Jun	39.00	0.50	334.57	56.21	3.00	58.70	8.53	16.24	6.60	37.93	102.43	1.00	33.50	37.66	70.06	10.24
Jul	42.00	19.90	363.62	497.37	64.87	110.33	10.00	3.01	28.62	83.00	27.51	12.86	13.00	5.84	11.63	2.70
Aug	5.50	17.26	145.35	192.83	44.55	47.96	31.97	12.80	134.70	43.86	7.88	195.94	7.00	0.16	9.00	0.00
Sep	58.80	23.20	271.94	178.19	80.22	72.79	22.83	1.95	42.40	81.49	11.10	44.43	2.09	2.89	110.40	0.00
Oct	108.00	0.05	124.30	165.72	42.68	55.00	0.40	2.00	128.33	1.00	10.98	28.11	4.00	16.18	35.93	0.00
Nov	50.00	7.50	83.66	64.48	13.10	0.00	7.00	2.00	26.00	4.00	26.00	64.77	10.36	0.00	18.29	0.00
Dec	151.50	5.00	512.20	58.10	17.47	0.00	4.24	70.70	0.00	0.50	14.30	135.63	1.01	100.80	6.00	0.00
TOTAL	940.06	348.26	2,493.69	1,662.10	481.81	1,372.00	167.96	238.99	461.73	1,227.65	211.70	501.70	648.69	302.74	345.64	137.09

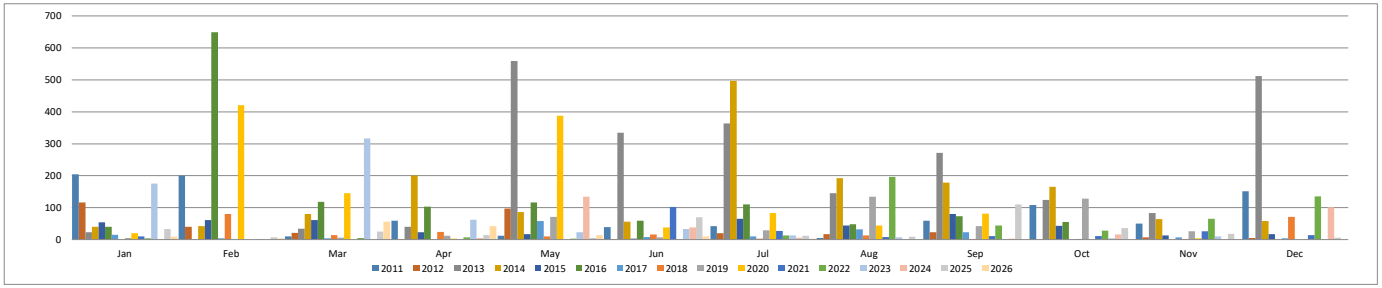

As of End of July 2026

NOTE: Data contained in these tables is based on data generated by the PDEx Trading System.
The PDS Group makes no further representation or warranty regarding the accuracy and completeness thereof.

FDC BONDS DUE 2024 (PHP 8.8 B), 2026 (PHP 10.0B)
Philippine Dealing & Exchange Corp. (PDEx)
(in million pesos)

Securities Summary

Tenor	Coupon Rate	Issue Date	Maturity Date
10 Years	6.1458%	1/24/2014	1/24/2024
2.5 Years	6.3206%	2/7/2024	8/7/2026

Monthly Trade Summary

Month	2014	2015	2016	2017	2018	2019	2020	2021	2022	2023	2024	2025	2026
Jan	500.50	32.57	5.85	771.82	57.50	23.37	10.40	74.42	16.72	17.50	0.60	1.32	1.50
Feb	115.35	133.10	0.00	89.95	10.10	67.20	10.90	15.90	165.95	28.64	103.80	3.85	0.00
Mar	72.21	115.10	20.48	9.80	49.73	14.75	11.24	19.04	15.50	5.00	1.00	9.13	1.40
Apr	154.92	22.75	8.43	24.50	61.15	35.95	67.20	26.75	0.50	33.19	1.58	2.60	29.05
May	31.99	75.02	11.20	14.18	68.55	11.55	34.70	20.27	8.70	15.00	9.70	16.60	2.97
Jun	49.60	22.32	13.67	51.59	33.89	9.60	41.64	28.89	29.00	8.00	2.60	11.52	2.16
Jul	156.12	14.65	10.66	57.14	18.70	27.40	77.04	5.60	4.80	7.00	9.60	8.40	0.50
Aug	35.28	61.03	24.13	77.45	14.64	3.00	82.45	31.00	9.50	15.00	33.30	25.17	0.00
Sep	125.47	74.22	11.00	22.97	25.85	8.50	41.22	25.45	9.70	7.04	59.14	33.16	0.00
Oct	16.40	119.99	19.25	61.51	9.48	8.55	40.80	0.00	3.10	19.50	10.83	17.44	0.00
Nov	6.45	6.36	5.00	16.75	8.25	1.00	0.00	29.25	21.40	3.20	6.61	46.06	0.00
Dec	19.30	14.20	7.10	35.50	20.20	45.50	6.36	12.89	2.05	6.60	11.71	11.29	0.00
TOTAL	1,283.59	691.31	136.77	1,233.15	378.04	256.37	423.94	289.47	286.92	165.67	250.47	186.54	37.58

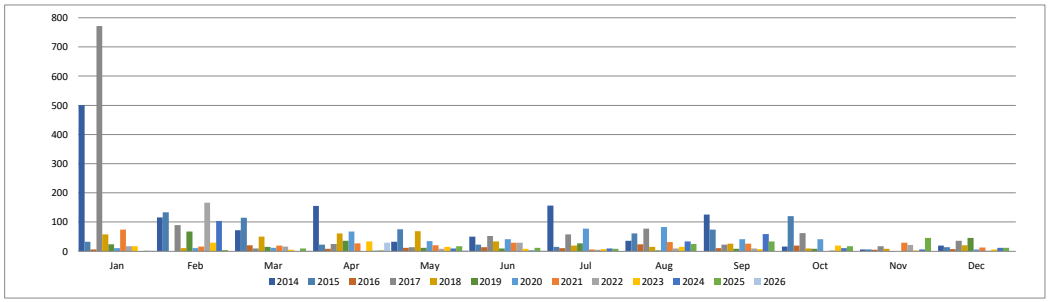

As of End of July 2026

NOTE: Data contained in these tables is based on data generated by the PDEx Trading System.
The PDS Group makes no further representation or warranty regarding the accuracy and completeness thereof.

FLI BONDS DUE 2012 (PHP 500 M), 2014 (PHP 4.5 B), 2016 (PHP 3 B), 2019 (PHP 7 B), 2020 (PHP 4.3 B), 2023 (PHP 2.7 B), 2021 (PHP 5.3 B), 2024 (PHP 1.7 B), 2022 (PHP 7.0 B), 2025 (PHP 1.0 B), 2023 (PHP 6.34B), 2026 (PHP 1.76B), 2025 (PhP 5.0 B), 2027 (PhP 5.0B)
FLI BONDS DUE 2025 (PHP 8.925), BONDS DUE 2027 (PHP 2.975 B), 2027 (PHP 11.4308 B), 5-YEAR FIXED RATE BONDS DUE 2030 (PHP 6.78554), 7-YEAR FIXED RATE BONDS DUE 2032 (PHP 2.66126), 10-YEAR FIXED RATE BONDS DUE 2035 (PHP 2.55320), 3.5-YEAR FIXED RATE BONDS DUE 2029 (PHP 3.0B)
Philippine Dealing & Exchange Corp. (PDEx)
(in million pesos)

Securities Summary

Tenor	Coupon Rate	Issue Date	Maturity Date
3 Years	7.5269%	11/19/2009	11/19/2012
5 Years	8.4615%	11/19/2009	11/20/2014
5 Years	6.1962%	7/7/2011	10/7/2016
7 Years	6.2731%	6/8/2012	6/8/2019
7 Years	4.8562%	11/8/2013	11/8/2020
10 Years	5.4333%	11/8/2013	11/8/2023
7 Years	5.4000%	12/4/2014	12/4/2021
10 Years	5.6389%	12/4/2014	12/4/2024
7 Years	5.3567%	8/20/2015	8/20/2022
10 Years	5.7139%	8/20/2015	8/20/2025
10 Years	3.3353%	11/18/2020	11/18/2023
10 Years	4.1838%	11/18/2020	5/18/2026
4 Years	4.5030%	12/21/2021	12/21/2025
6 Years	5.2579%	12/21/2021	12/21/2027
3 Years	5.3455%	6/23/2022	6/23/2025
5 Years	6.4146%	6/23/2022	6/23/2027
3.5 Years	6.9829%	12/1/2023	6/1/2027
5 Years	6.2916%	3/12/2025	3/12/2030
7 Years	6.6550%	3/12/2025	3/12/2032
10 Years	6.8312%	3/12/2025	3/12/2035
3.5 Years	7.3993%	6/2/2026	12/2/2029

Monthly Trade Summary

Month	2009	2010	2011	2012	2013	2014	2015	2016	2017	2018	2019	2020	2021	2022	2023	2024	2025	2026
Jan	0.00	0.00	0.50	1.23	157.90	42.17	311.00	122.29	111.01	225.65	58.00	154.90	60.99	64.49	74.26	653.07	222.47	43.37
Feb	0.00	0.00	38.60	25.00	120.80	306.48	139.20	121.93	78.93	65.38	38.64	421.28	289.24	194.50	19.45	61.54	164.66	35.42
Mar	0.00	0.00	41.00	0.00	111.50	30.20	69.30	378.39	62.83	17.60	220.75	41.50	70.92	71.25	61.92	95.53	238.97	37.44
Apr	0.00	0.00	1.00	10.00	65.46	44.80	83.02	288.95	10.15	106.05	10.60	73.51	128.52	86.09	39.22	45.78	126.23	26.29
May	0.00	0.20	44.00	0.00	109.02	35.35	365.30	333.18	858.55	68.25	17.60	63.30	252.30	51.33	88.86	41.48	96.86	34.37
Jun	0.00	19.10	35.40	51.50	245.49	130.84	94.10	127.56	93.26	20.44	111.32	251.47	69.50	269.08	135.55	51.65	47.81	283.62
Jul	0.00	0.00	10.73	0.67	63.67	150.02	96.55	70.98	538.93	160.39	138.44	44.77	71.65	104.57	55.43	67.38	233.65	44.80
Aug	0.00	20.00	39.69	7.20	38.18	152.46	309.11	143.63	166.12	311.30	608.91	19.26	32.81	110.76	37.25	130.75	176.15	0.00
Sep	0.00	0.00	0.00	86.87	47.45	103.29	456.68	84.70	201.64	82.72	310.14	26.89	149.58	93.08	39.04	221.85	104.81	0.00
Oct	0.00	1.00	133.20	19.80	14.70	203.10	221.19	340.91	203.21	55.80	146.28	35.39	379.23	31.10	114.09	79.83	49.78	0.00
Nov	0.00	0.00	0.00	13.00	147.99	50.00	42.40	252.30	48.22	69.20	141.35	80.71	85.50	70.39	60.49	158.04	75.27	0.00
Dec	0.00	0.20	0.00	15.00	26.99	348.54	325.66	39.50	87.49	43.74	32.45	143.73	206.29	44.20	90.31	19.25	63.60	0.00
TOTAL	0.00	40.50	344.12	230.27	1,149.15	1,597.24	2,513.51	2,304.31	2,460.34	1,226.52	1,834.46	1,356.71	1,796.52	1,190.83	815.87	1,626.14	1,600.26	505.31

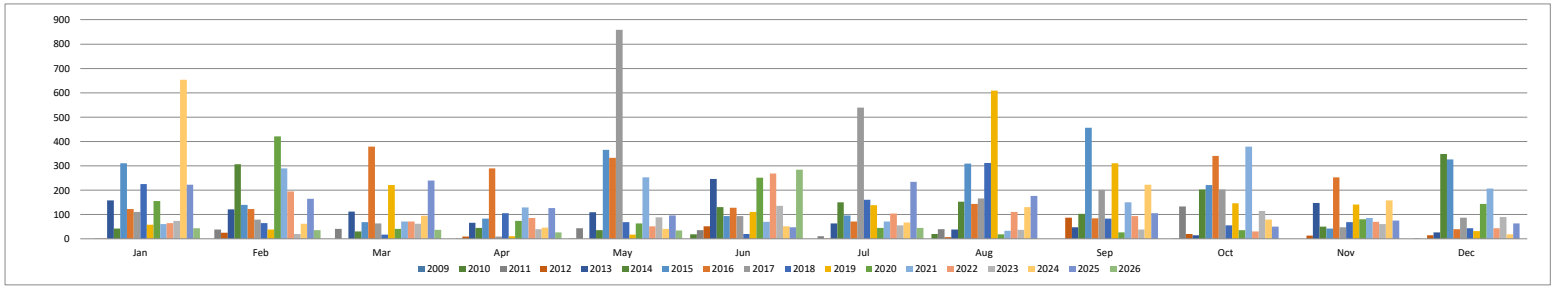

As of End of July 2026

NOTE: Data contained in these tables is based on data generated by the PDEx Trading System.
The PDS Group makes no further representation or warranty regarding the accuracy and completeness thereof.

FMIC BONDS DUE 2017 (PHP 9 B), 2019 (PHP 3 B)
Philippine Dealing & Exchange Corp. (PDEx)
(in million pesos)

Securities Summary

Tenor	Coupon Rate	Issue Date	Maturity Date
5 Years	5.6750%	11/25/2011	2/25/2017
5 Years	5.5000%	8/10/2012	11/10/2017
7 Years	5.7500%	8/10/2012	8/10/2019

Monthly Trade Summary

Month	2011	2012	2013	2014	2015	2016	2017	2018	2019
Jan	0.00	0.00	327.98	23.86	80.20	42.24	5.55	54.80	6.85
Feb	0.00	17.40	317.53	26.60	59.90	51.51	101.58	22.90	0.99
Mar	0.00	3.85	30.05	24.60	188.93	37.30	1.89	0.00	0.50
Apr	0.00	262.02	253.67	9.53	44.74	31.80	4.10	3.70	0.61
May	0.00	0.50	32.70	11.60	103.64	9.00	0.80	2.00	0.20
Jun	0.00	1.00	5.50	90.07	104.29	23.29	40.00	4.00	8.11
Jul	0.00	10.40	65.74	124.25	99.95	3.00	50.25	18.39	204.42
Aug	0.00	22.62	25.20	200.20	19.50	16.00	59.50	1.00	19.15
Sep	0.00	29.70	98.60	45.50	47.00	6.00	34.70	29.00	0.00
Oct	0.00	19.75	6.63	90.77	15.00	26.50	2.77	1.00	0.00
Nov	0.00	15.85	8.92	489.38	1.55	53.26	0.50	0.00	0.00
Dec	194.99	68.29	10.00	32.07	60.10	19.45	0.00	0.00	0.00
TOTAL	194.99	451.38	1,182.51	1,168.41	824.79	319.35	301.64	136.79	240.82

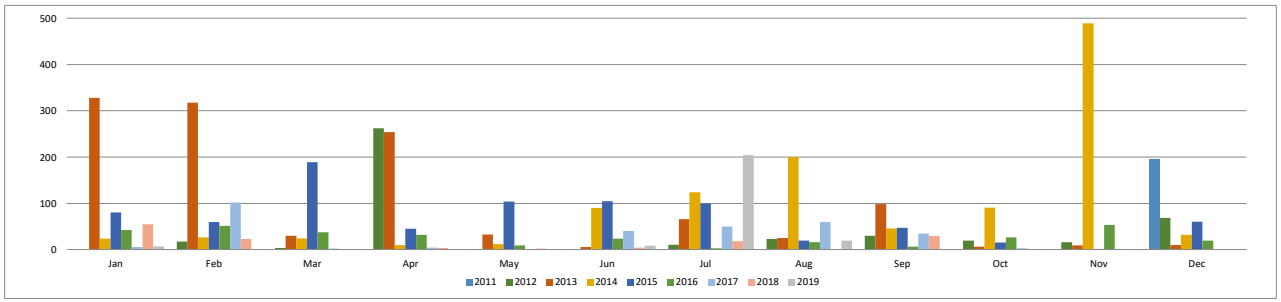

As of End of July 2026

NOTE: Data contained in these tables is based on data generated by the PDEx Trading System.
The PDS Group makes no further representation or warranty regarding the accuracy and completeness thereof.

GLO BONDS DUE 2012 (PHP 1.97 B), 2014* (PHP 3.03 B), 2017 (PHP 4.5 B), 2019 (PHP 5.5 B), 2020 (PHP 4 B), 2023 (PHP 3 B)
Philippine Dealing & Exchange Corp. (PDEx)
(in million pesos)

Securities Summary				Monthly Trade Summary															
Tenor	Coupon Rate	Issue Date	Maturity Date	Month	2009	2010	2011	2012	2013	2014	2015	2016	2017	2018	2019	2020	2021	2022	2023
5 Years	8.0000%	2/25/2009	02/26/2012*	Jan	0.00	24.65	10.10	3.10	56.30	17.49	13.55	36.79	36.61	123.30	75.22	117.76	2.00	10.20	2.50
3 Years	7.5000%	2/25/2009	2/25/2012	Feb	0.00	1.19	0.58	12.30	16.25	17.40	85.15	38.97	113.79	181.90	19.26	93.32	0.00	10.00	0.00
5 Years	5.7500%	6/1/2012	9/1/2017	Mar	0.00	20.48	10.31	0.00	10.50	73.05	73.40	242.81	79.06	121.26	100.24	34.70	1.00	2.00	1.00
7 Years	6.0000%	6/1/2012	6/1/2019	Apr	0.00	40.00	0.68	0.00	13.00	55.40	31.41	157.70	16.84	107.66	28.41	24.00	2.00	6.00	3.04
7 Years	4.8875%	7/17/2013	7/17/2020	May	0.00	4.81	2.90	0.00	1.90	35.22	95.26	640.81	170.67	41.30	224.03	42.24	1.00	1.00	62.79
10 Years	5.2792%	7/17/2013	7/17/2023	Jun	56.78	4.76	0.50	636.90	223.80	57.84	26.48	295.10	50.34	62.66	34.10	3.50	0.00	28.00	0.00
				Jul	6.19	8.40	0.20	47.08	271.30	210.46	30.63	86.69	108.76	53.59	33.04	3.10	1.00	24.14	0.00
				Aug	84.20	67.05	135.75	0.00	196.94	247.98	22.38	33.17	38.36	20.54	42.18	18.00	4.30	3.50	0.00
				Sep	30.56	159.63	30.73	4.40	81.49	196.79	44.90	44.44	89.95	52.35	198.58	0.40	0.98	0.50	0.00
				Oct	5.00	291.65	16.75	8.30	21.00	150.65	107.17	6.80	155.61	27.40	62.76	3.00	56.00	9.22	0.00
				Nov	2.00	25.46	0.00	0.80	104.65	26.60	18.80	42.62	42.52	9.50	25.40	23.80	0.00	4.40	0.00
				Dec	5.00	22.96	5.65	7.40	16.20	20.15	31.20	34.00	88.20	87.60	43.04	1.00	0.00	3.52	0.00
				TOTAL	189.74	671.03	214.15	720.28	1,013.33	1,109.03	580.33	1,659.90	990.70	889.06	886.26	364.81	68.28	102.48	69.33

* Early redemption date

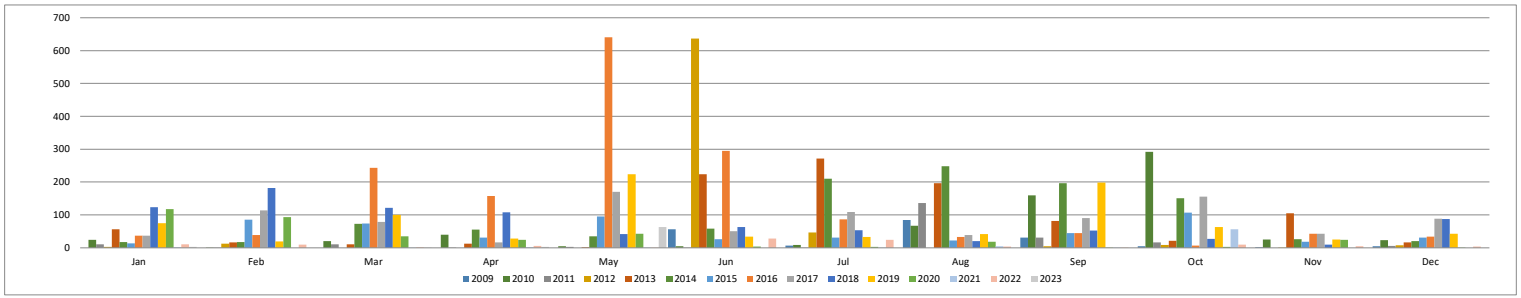

As of End of July 2026

NOTE: Data contained in these tables is based on data generated by the PDEx Trading System.
The PDS Group makes no further representation or warranty regarding the accuracy and completeness thereof.

GTCAP BONDS DUE 2020 (PHP 3.9 B), 2023 (PHP 6.1 B)
Philippine Dealing & Exchange Corp. (PDEx)
(in million pesos)

Securities Summary

Tenor	Coupon Rate	Issue Date	Maturity Date
5 Years	4.7106%	8/7/2014	11/7/2019
7 Years	5.1965%	8/7/2014	8/7/2021
7 Years	4.8371%	2/27/2013	2/27/2020
10 Years	5.0937%	2/27/2013	2/27/2023
10 Years	5.6250%	8/7/2014	8/7/2024

Monthly Trade Summary

Month	2013	2014	2015	2016	2017	2018	2019	2020	2021	2022	2023	2024
Jan	0.00	17.12	42.77	31.15	43.01	50.90	32.25	61.75	1.50	0.00	5.85	0.00
Feb	1,675.80	131.99	76.91	45.50	20.65	17.44	17.18	101.99	18.50	0.00	0.00	0.00
Mar	602.89	129.79	52.79	16.78	15.93	37.01	57.32	161.71	6.00	3.30	0.00	0.00
Apr	707.06	184.59	28.65	22.92	50.75	23.00	63.11	0.20	6.30	7.00	0.00	0.00
May	49.30	22.84	36.65	55.51	83.40	35.65	399.27	1.50	1.80	0.30	5.00	0.00
Jun	68.37	204.75	52.10	70.09	83.17	58.10	20.67	2.50	115.50	2.64	0.00	1.50
Jul	33.44	221.80	13.55	74.28	80.30	54.81	358.95	12.30	6.39	4.06	0.00	0.00
Aug	29.00	275.37	2.62	45.05	166.18	25.00	20.16	29.26	6.50	27.60	0.00	0.00
Sep	135.82	38.55	112.61	3.84	187.65	40.40	5.69	67.45	0.50	6.00	0.00	0.00
Oct	6.84	38.79	82.81	3.39	82.80	28.92	124.49	0.43	3.11	56.50	0.00	0.00
Nov	45.75	114.10	86.08	19.65	123.50	21.14	346.10	143.02	0.00	2.00	0.00	0.00
Dec	62.01	25.62	29.98	8.96	126.20	68.12	45.41	117.19	0.00	0.00	0.00	0.00
TOTAL	3,416.28	1,405.31	617.51	397.12	1,063.53	460.49	1,490.60	699.29	166.10	109.40	10.85	1.50

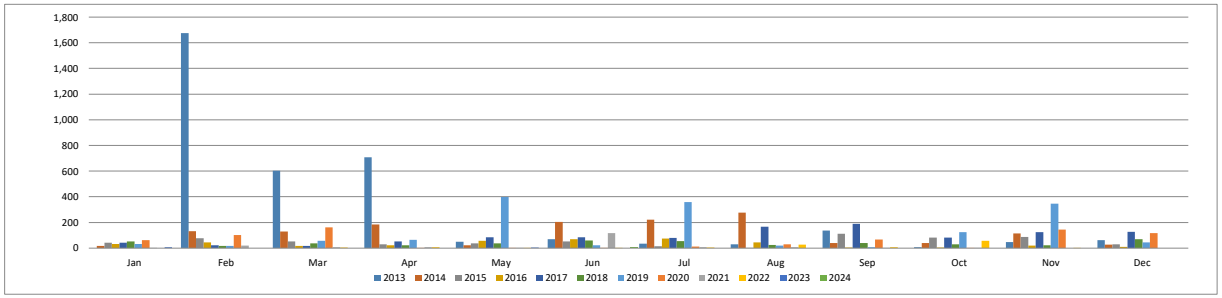

As of End of July 2026

NOTE: Data contained in these tables is based on data generated by the PDEx Trading System.
The PDS Group makes no further representation or warranty regarding the accuracy and completeness thereof.

HOUSE FIXED RATE BONDS DUE 2020 (PHP 8.4 B), 2022 (PHP 0.38 B), 2025 (PHP 0.22 B), 2022 (PHP 1.30 B)
Philippine Dealing & Exchange Corp. (PDEx)
(in million pesos)

Securities Summary

Tenor	Coupon Rate	Issue Date	Maturity Date
5 Years	6.2080%	7/16/2015	10/16/2020
7 Years	6.1310%	7/16/2015	7/16/2022
10 Years	6.8666%	7/16/2015	7/16/2025*
2 Years	4.0500%	10/14/2020	10/14/2022

*Early redeem security

Monthly Trade Summary

Month	2015	2016	2017	2018	2019	2020	2021	2022
Jan	0.00	23.95	60.80	3.00	15.00	22.67	0.00	0.00
Feb	0.00	5.00	0.50	8.40	10.50	65.90	0.00	0.00
Mar	0.00	35.34	10.60	2.26	115.50	22.25	0.50	0.00
Apr	0.00	28.22	4.48	12.30	128.42	937.22	0.00	0.00
May	0.00	23.73	36.30	9.10	3.00	0.00	0.00	0.00
Jun	0.00	8.60	8.30	26.00	1.50	6.57	0.00	0.00
Jul	51.40	3.30	12.70	9.28	191.42	3.00	2.00	0.00
Aug	379.61	11.00	13.22	10.30	27.83	12.00	3.60	0.00
Sep	103.10	3.60	47.35	12.10	76.50	2.00	0.00	0.00
Oct	50.41	14.30	140.73	0.80	2.00	0.00	0.00	0.00
Nov	17.75	54.30	26.00	3.50	98.48	0.00	0.00	0.00
Dec	128.60	8.00	23.00	0.00	1.89	0.00	0.00	0.00
TOTAL	730.86	219.34	383.98	97.04	672.03	1,071.61	6.10	0.00

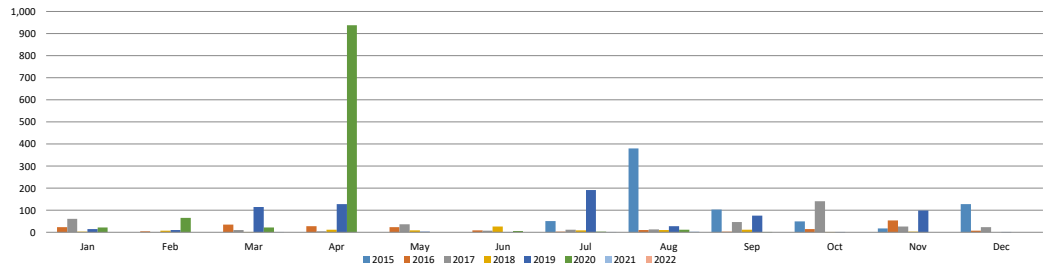

As of End of July 2026

NOTE: Data contained in these tables is based on data generated by the PDEx Trading System.
The PDS Group makes no further representation or warranty regarding the accuracy and completeness thereof.

HTI Series A 2029 (PHP 0.26002B) & HTI Series B Due 2031 (PHP 1.53998B)
Philippine Dealing & Exchange Corp. (PDEx)
(in million pesos)

Securities Summary

Tenor	Coupon Rate	Issue Date	Maturity Date
3 Years	7.0896%	3/16/2026	3/16/2029
5 Years	7.5924%	3/16/2026	3/16/2031

Monthly Trade Summary

Month	2026
Jan	0.00
Feb	0.00
Mar	21.00
Apr	7.00
May	0.00
Jun	0.00
Jul	0.00
Aug	0.00
Sep	0.00
Oct	0.00
Nov	0.00
Dec	0.00
TOTAL	28.00

As of End of July 2026

NOTE: Data contained in these tables is based on data generated by the PDEx Trading System.
The PDS Group makes no further representation or warranty regarding the accuracy and completeness thereof.

JGS BONDS DUE 2014 (PHP 9 B), 2019 (PHP 24.5 B), 2021 (PHP 5.3 B), *2024 (PHP 0.18 B)
Philippine Dealing & Exchange Corp. (PDEx)
(in million pesos)

Securities Summary

Tenor	Coupon Rate	Issue Date	Maturity Date
5 Years	8.2500%	11/19/2009	11/20/2014
5.5 Years	5.2317%	2/27/2014	8/27/2019
7 Years	5.2442%	2/27/2014	2/27/2021
10 Years	5.3000%	2/27/2014	2/27/2024*

* Early redeemed security

JG SUMMIT HOLDINGS, INC.

Monthly Trade Summary

Month	2009	2010	2011	2012	2013	2014	2015	2016	2017	2018	2019	2020	2021
Jan	0.00	0.00	20.97	12.49	264.00	120.50	140.58	89.89	194.87	195.14	71.29	16.20	9.27
Feb	0.00	0.00	437.50	57.00	127.90	140.15	273.78	230.55	156.09	89.89	148.36	33.79	2.00
Mar	0.00	0.00	211.30	46.75	48.98	260.98	165.49	319.17	169.56	124.12	239.73	11.46	0.00
Apr	0.00	0.00	93.25	11.80	136.04	475.90	51.55	547.88	130.63	73.77	44.78	6.00	0.00
May	0.00	0.78	37.10	6.95	204.18	294.00	947.47	235.03	242.21	16.05	251.04	6.01	0.00
Jun	0.00	3.90	32.20	10.00	110.66	382.64	118.08	177.18	43.04	48.24	553.16	24.90	0.00
Jul	0.00	8.01	21.00	7.12	354.31	716.31	134.80	524.99	107.17	54.20	315.42	56.40	0.00
Aug	0.00	15.65	12.41	254.05	6.74	1,199.15	80.80	549.05	107.36	238.15	298.50	20.22	0.00
Sep	0.00	260.00	3.00	51.76	55.29	421.11	136.66	562.47	63.40	63.20	24.62	7.10	0.00
Oct	0.00	30.30	4.80	2.00	22.60	52.92	77.30	474.32	96.51	65.83	414.60	10.64	0.00
Nov	0.00	13.20	10.50	2.00	179.04	94.60	73.32	110.23	48.68	86.75	26.18	14.30	0.00
Dec	0.00	0.00	19.31	33.00	31.30	219.64	54.98	40.12	45.00	58.57	16.40	2.20	0.00
TOTAL	0.00	331.83	903.34	494.92	1,541.03	4,377.89	2,254.82	3,860.88	1,404.51	1,113.91	2,404.08	209.21	11.27

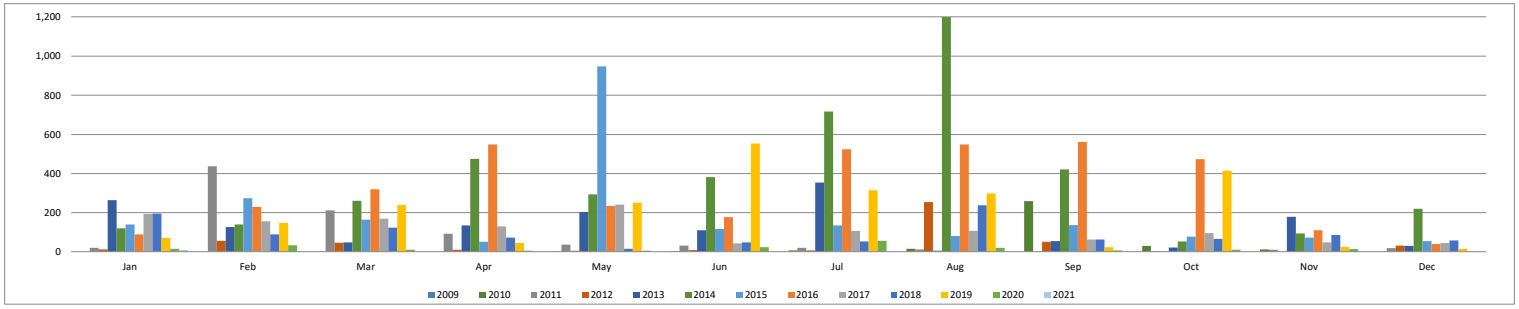

As of End of July 2026

NOTE: Data contained in these tables is based on data generated by the PDEx Trading System.
The PDS Group makes no further representation or warranty regarding the accuracy and completeness thereof.

MAYNILAD Series A Blue Bonds Due 2029 (PHP9B), MAYNILAD Series B Blue Bonds Due 2034 (PHP 6B)
Philippine Dealing & Exchange Corp. (PDEx)
(in million pesos)

Securities Summary

Tenor	Coupon Rate	Issue Date	Maturity Date
5 Years	6.7092%	7/12/2024	7/12/2029
10 Years	7.0931%	7/12/2024	7/12/2034

Monthly Trade Summary

Month	2024	2025	2026
Jan	0.00	12.93	5.31
Feb	0.00	73.68	12.75
Mar	0.00	67.35	14.20
Apr	0.00	10.66	16.60
May	0.00	13.70	11.10
Jun	0.00	8.78	29.40
Jul	238.35	18.97	12.80
Aug	22.07	29.11	0.00
Sep	12.50	67.21	0.00
Oct	35.50	17.50	0.00
Nov	11.68	18.04	0.00
Dec	18.00	7.80	0.00
TOTAL	338.10	345.73	102.16

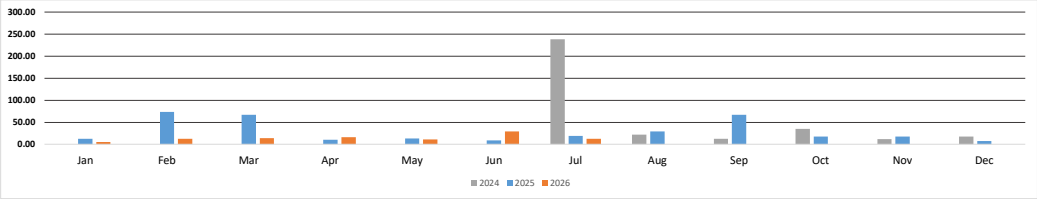

As of End of July 2026

NOTE: Data contained in these tables is based on data generated by the PDEx Trading System.
The PDS Group makes no further representation or warranty regarding the accuracy and completeness thereof.

MWIDE Fixed Rate Bonds Due 2026 (PHP 1.6 B), MWIDE Fixed Rate Bonds Due 2027 (PHP 2.4 B), Series C Due 2027 (3.11364B)
Series D Due 2029 (1.06714B), Series E Due 2031 (0.81922B), MWIDE 3- Year Fixed RateNotes Due 2029 (PHP 1.1 B),
Philippine Dealing & Exchange Corp. (PDEx)
(in million pesos)

Securities Summary

Tenor	Coupon Rate	Issue Date	Maturity Date
3.5 Years	6.9506%	8/17/2022	2/17/2026
5 Years	7.9663%	8/17/2022	8/17/2027
3 Years	7.6348%	7/11/2024	7/11/2027
5 Years	8.0580%	7/11/2024	7/11/2029
7 Years	8.4758%	7/11/2024	7/31/2031
3 Years	7.0000%	1/23/2026	1/23/2029

Monthly Trade Summary

Month	2022	2023	2024	2025	2026
Jan	0.00	0.00	0.00	2.00	0.80
Feb	0.00	0.00	0.00	7.20	1.50
Mar	0.00	2.00	0.00	4.13	4.10
Apr	0.00	3.00	0.00	0.00	2.33
May	0.00	0.00	3.00	22.20	0.27
Jun	0.00	5.00	0.00	0.40	0.00
Jul	0.00	0.00	99.37	0.50	1.50
Aug	174.52	0.00	16.00	1.60	0.00
Sep	0.00	0.00	25.50	5.20	0.00
Oct	0.00	0.00	5.89	11.88	0.00
Nov	0.95	0.00	7.46	0.00	0.00
Dec	12.00	11.80	1.20	0.00	0.00
TOTAL	187.47	21.80	158.42	55.11	10.50

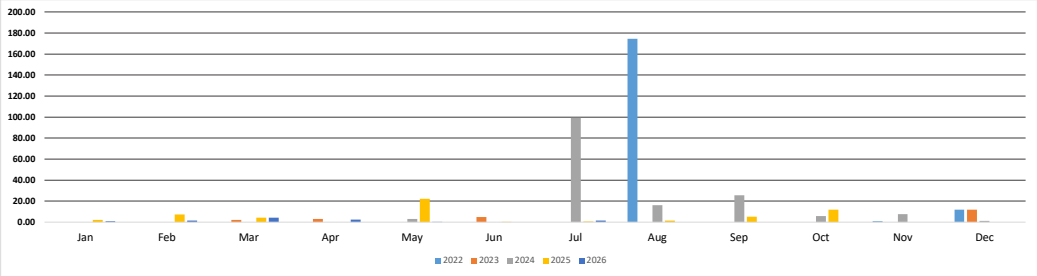

As of End of July 2026

NOTE: Data contained in these tables is based on data generated by the PDEx Trading System.
The PDS Group makes no further representation or warranty regarding the accuracy and completeness thereof.

MEG BONDS DUE 2015 (PHP 5 B), 2024 (PHP 12 B)
Philippine Dealing & Exchange Corp. (PDEx)
(in million pesos)

Securities Summary

Tenor	Coupon Rate	Issue Date	Maturity Date
5 Years	8.4600%	11/18/2009	5/18/2015
7 Years	5.3535%	3/28/2017	3/28/2024

Monthly Trade Summary

Month	2009	2010	2011	2012	2013	2014	2015	2016	2017	2018	2019	2020	2021	2022	2023	2024
Jan	0.00	0.00	0.00	0.00	0.00	14.70	1.00	0.00	0.00	17.55	3.84	9.85	6.60	14.00	16.00	10.00
Feb	0.00	0.00	258.00	11.50	3.50	38.00	0.00	0.00	0.00	15.22	0.00	15.40	83.10	32.51	7.50	49.50
Mar	0.00	0.00	0.00	10.00	33.30	95.40	4.00	0.00	812.00	41.10	8.50	0.81	296.23	4.00	12.20	4.00
Apr	0.00	0.00	50.00	2.00	0.00	15.50	0.00	0.00	143.48	75.60	35.65	1.00	60.35	6.27	83.50	0.00
May	0.00	0.00	10.00	1.00	60.00	0.00	0.00	0.00	309.41	19.00	36.63	0.91	52.75	2.00	27.45	0.00
Jun	0.00	1.00	65.70	0.00	6.00	46.00	0.00	0.00	30.76	11.26	2.00	127.54	4.40	32.10	16.90	0.00
Jul	0.00	0.00	0.00	0.00	5.50	37.20	0.00	0.00	64.49	33.02	17.30	83.95	3.03	5.00	21.12	0.00
Aug	0.00	0.00	90.00	12.00	3.00	44.00	0.00	0.00	36.27	12.50	22.50	119.10	20.10	5.00	11.20	0.00
Sep	0.00	0.00	11.00	2.50	1.00	31.00	0.00	0.00	247.78	28.40	78.00	47.63	13.95	8.88	0.00	0.00
Oct	0.00	0.00	5.00	0.00	5.50	2.00	0.00	0.00	280.40	10.80	20.30	23.98	11.05	3.78	24.92	0.00
Nov	0.00	0.00	0.00	0.00	21.30	2.00	0.00	0.00	666.05	4.41	16.60	19.15	26.70	5.50	24.70	0.00
Dec	0.00	2.00	0.00	1.00	36.70	4.00	0.00	0.00	68.00	0.00	19.00	45.65	5.60	20.00	31.14	0.00
TOTAL	0.00	3.00	489.70	40.00	175.80	329.80	5.00	0.00	2,658.64	268.86	260.32	494.97	583.86	139.04	276.63	63.50

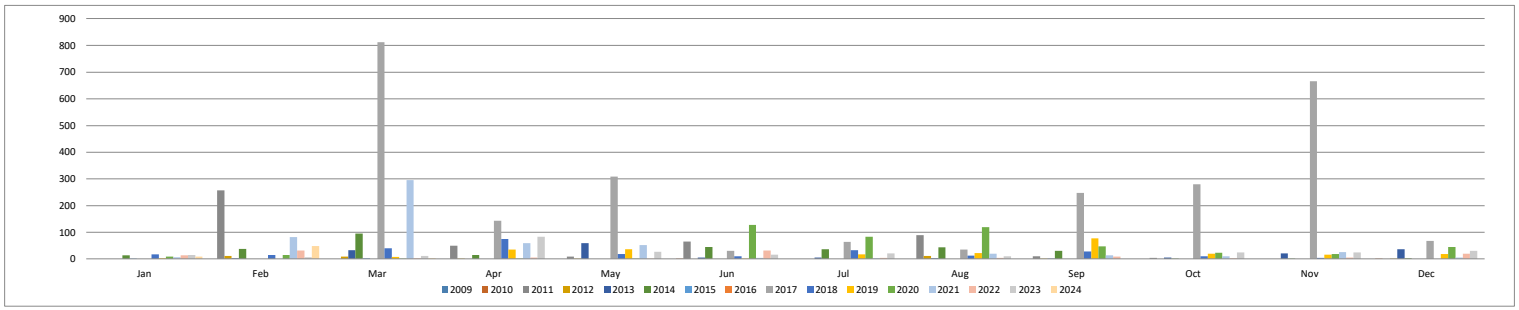

As of End of July 2026

NOTE: Data contained in these tables is based on data generated by the PDEx Trading System.
The PDS Group makes no further representation or warranty regarding the accuracy and completeness thereof.

MER BONDS DUE 2020 (PHP 11.5 B), 2025 (PHP 7 B)
Philippine Dealing & Exchange Corp. (PDEx)
(in million pesos)

Securities Summary

Tenor	Coupon Rate	Issue Date	Maturity Date
7 Years	4.3750%	12/12/2013	12/12/2020
12 Years	4.8750%	12/12/2013	12/12/2025

Monthly Trade Summary

Month	2013	2014	2015	2016	2017	2018	2019	2020	2021	2022	2023	2024	2025	2026
Jan	0.00	135.07	54.35	21.00	73.64	8.89	5.53	44.30	8.18	5.00	1.50	54.15	23.90	0.00
Feb	0.00	60.04	152.28	107.89	0.00	28.71	0.00	80.02	25.50	39.00	8.87	0.00	0.00	0.00
Mar	0.00	74.54	422.98	442.01	17.10	97.06	9.90	15.10	3.00	46.50	7.04	6.50	1.00	0.00
Apr	0.00	95.48	762.68	377.97	14.20	59.77	9.00	0.25	21.60	27.64	1.02	0.00	0.00	0.00
May	0.00	139.86	906.96	22.06	123.75	63.23	18.00	13.32	5.50	12.86	11.40	0.98	11.70	0.00
Jun	0.00	100.44	976.32	26.45	39.40	24.00	63.27	86.42	31.21	1.79	0.00	6.50	0.00	0.00
Jul	0.00	13.57	481.18	17.80	89.42	42.76	11.27	102.85	23.42	6.26	9.02	20.03	13.00	0.00
Aug	0.00	219.62	502.49	55.42	78.25	13.30	117.92	4.00	7.23	2.01	17.66	0.00	0.00	0.00
Sep	0.00	112.60	628.29	29.59	102.11	53.54	105.59	4.40	12.81	0.50	4.72	0.00	3.00	0.00
Oct	0.00	111.60	930.40	25.80	9.60	96.91	26.10	6.10	5.49	4.40	0.00	37.79	0.50	0.00
Nov	0.00	91.08	37.25	175.77	65.60	29.49	5.33	13.68	12.40	2.10	3.60	24.10	0.00	0.00
Dec	428.95	113.96	9.50	15.74	57.36	20.19	10.00	6.50	0.00	0.00	51.50	10.52	0.00	0.00
TOTAL	428.95	1,267.86	5,864.68	1,317.49	670.43	537.85	381.91	376.94	156.33	148.06	116.33	160.57	53.10	0.00

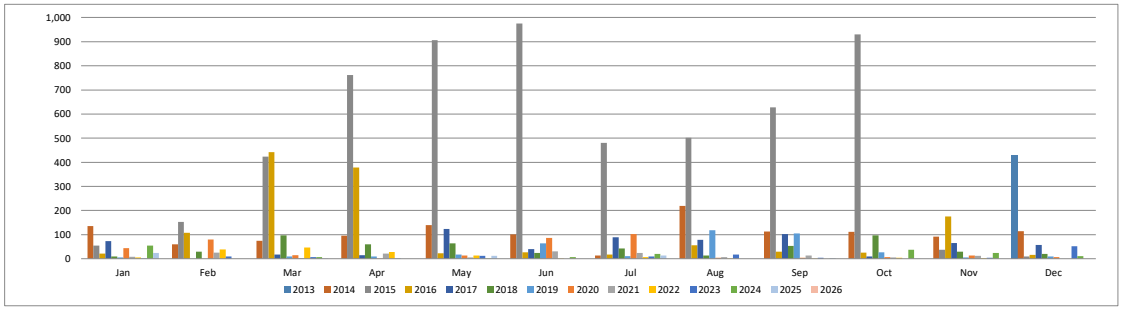

As of End of July 2026

NOTE: Data contained in these tables is based on data generated by the PDEx Trading System.
The PDS Group makes no further representation or warranty regarding the accuracy and completeness thereof.

MNTC NOTES DUE 2021 (PHP 4.4 B), 2024 (PHP 2.6 B), NLEX DUE 2025 (PHP 4.0B), NLEX DUE 2028 (PHP 2.0B)
Philippine Dealing & Exchange Corp. (PDEx)
(in million pesos)

Securities Summary

Tenor	Coupon Rate	Issue Date	Maturity Date
7 Years	5.0700%	3/31/2014	3/31/2021
10 Years	5.5000%	3/31/2014	3/31/2024
7 Years	6.6407%	7/4/2018	7/4/2025
10 Years	6.9000%	7/4/2018	7/4/2028

Monthly Trade Summary

Month	2014	2015	2016	2017	2018	2019	2020	2021	2022	2023	2024	2025	2026
Jan	0.00	0.00	12.50	1.20	2.30	10.56	13.35	10.95	6.60	3.19	23.05	3.00	1.00
Feb	0.00	12.90	40.60	8.45	35.30	3.01	40.83	27.70	79.45	9.10	0.50	12.60	0.00
Mar	255.50	6.06	3.15	10.60	41.90	13.00	33.11	87.32	0.15	9.85	1.00	1.50	4.00
Apr	50.90	11.90	61.48	4.00	14.50	2.60	34.10	15.85	3.30	4.00	0.01	2.80	0.00
May	28.10	73.10	23.23	10.10	3.50	58.00	5.18	34.62	18.97	2.60	5.60	3.80	0.00
Jun	133.90	3.00	13.20	7.20	28.10	0.41	46.56	56.92	8.95	2.00	22.09	37.00	0.00
Jul	3.80	9.80	1.30	8.25	48.96	520.00	45.15	97.40	5.90	23.40	22.16	9.96	0.00
Aug	8.00	29.80	3.90	12.70	9.42	157.12	31.60	14.84	1.25	13.00	4.00	0.00	0.00
Sep	5.50	0.10	14.30	15.65	22.00	40.78	15.55	7.80	7.10	11.22	1.70	11.00	0.00
Oct	0.00	69.00	10.40	1.60	5.30	217.67	24.67	22.70	3.10	11.83	3.97	0.00	0.00
Nov	5.40	68.92	0.30	24.00	4.00	115.03	11.49	2.60	6.20	1.00	7.30	2.42	0.00
Dec	16.65	1.24	9.55	40.20	0.60	21.75	30.15	5.90	4.08	34.97	7.48	7.74	0.00
TOTAL	507.75	285.82	193.90	143.95	215.88	1,159.92	331.73	384.60	145.05	126.16	98.86	91.82	0.00

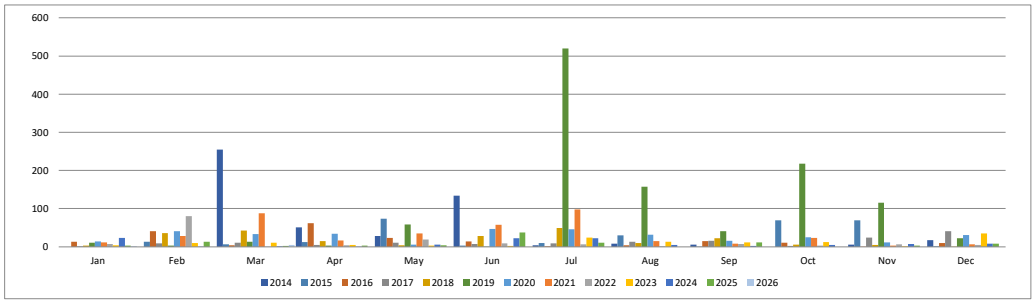

As of End of July 2026

NOTE: Data contained in these tables is based on data generated by the PDEx Trading System.
The PDS Group makes no further representation or warranty regarding the accuracy and completeness thereof.

MPTC 3-Year Fixed Rate Bonds Due 2028 (PHP 6.66730B), MPTC 5-Year Fixed Rate Bonds Due 2030 (PHP 6.66731 B) &
MPTC 10-Year Fixed Rate Bonds Due 2035 (PHP 6.66539 B)
Philippine Dealing & Exchange Corp. (PDEx)
(in million pesos)

Securities Summary

Tenor	Coupon Rate	Issue Date	Maturity Date
3 Years	5.5443%	11/2/2025	11/2/2028
5Years	5.7879%	11/2/2025	11/2/2030
10 Years	6.3069%	11/2/2025	11/2/2035

Monthly Trade Summary

Month	2025	2026
Jan	0.00	196.39
Feb	0.00	52.29
Mar	0.00	31.41
Apr	0.00	22.66
May	0.00	50.32
Jun	0.00	41.40
Jul	0.00	2.20
Aug	0.00	0.00
Sep	0.00	0.00
Oct	0.00	0.00
Nov	0.00	0.00
Dec	251.64	0.00
TOTAL	251.64	396.67

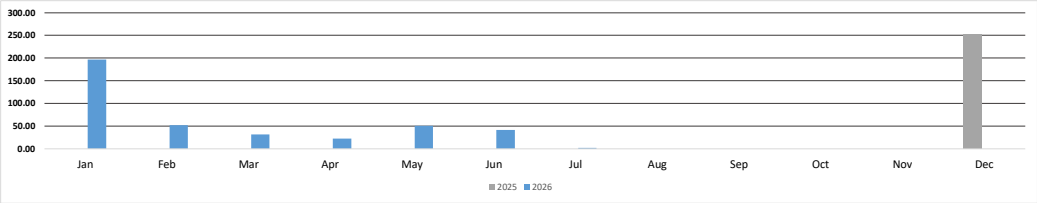

As of End of July 2026

NOTE: Data contained in these tables is based on data generated by the PDEx Trading System.
The PDS Group makes no further representation or warranty regarding the accuracy and completeness thereof.

MWC BONDS DUE 2013* (PHP 4 B)
Philippine Dealing & Exchange Corp. (PDEx)
(in million pesos)

Securities Summary

Tenor	Coupon Rate	Issue Date	Maturity Date
5 Years	8.2500%	10/22/2008	10/23/2011*

* Early redemption date

Monthly Trade Summary

Month	2010	2011
Jan	0.00	0.00
Feb	0.10	1.50
Mar	0.00	10.20
Apr	0.35	89.97
May	0.00	0.00
Jun	2.00	0.00
Jul	0.00	0.00
Aug	0.50	0.10
Sep	0.10	0.00
Oct	0.30	0.00
Nov	0.00	0.00
Dec	0.00	0.00
TOTAL	3.35	101.77

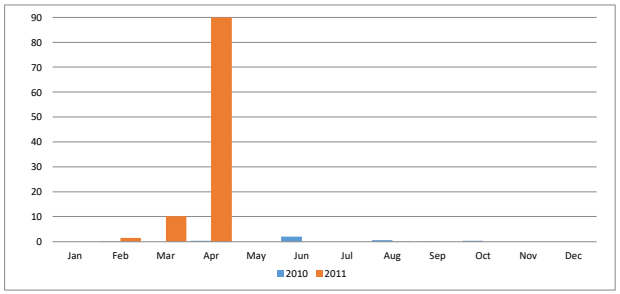

As of End of July 2026

NOTE: Data contained in these tables is based on data generated by the PDEx Trading System.
The PDS Group makes no further representation or warranty regarding the accuracy and completeness thereof.

PCOR BONDS DUE 2021 (PHP 13.0 B), 2023 (PHP 7.0 B), 2024 (PHP 13.2 B), 2025 (PHP 6.8 B), 2025 (PHP 9.00B), 2027(PHP 9.00B)
PCOR BOND DUE 2030 (PHP15.910), 2032 (PHP 4.604) & 2035 (PHP 11.486)
Philippine Dealing & Exchange Corp. (PDEx)
(in million pesos)

Securities Summary				Monthly Trade Summary											
Tenor	Coupon Rate	Issue Date	Maturity Date	Month	2016	2017	2018	2019	2020	2021	2022	2023	2024	2025	2026
5 Years	4.0032%	10/27/2016	10/27/2021	Jan	0.00	98.66	69.30	119.75	239.83	67.87	39.65	46.53	101.85	26.44	123.53
7 Years	4.5219%	10/27/2016	10/27/2023	Feb	0.00	137.88	30.10	9.00	34.37	65.58	22.47	34.49	16.42	79.55	57.07
5.5 Years	7.8183%	10/19/2018	4/19/2024	Mar	0.00	57.14	66.00	191.31	177.82	481.68	79.92	71.62	686.39	48.11	29.53
7 Years	8.0551%	10/19/2018	10/19/2025	Apr	0.00	40.64	12.87	446.86	184.42	175.10	197.72	108.60	383.08	45.01	141.24
4 Years	3.4408%	10/12/2021	10/12/2025	May	0.00	74.82	28.61	481.06	164.93	175.54	68.59	66.63	13.25	37.45	110.98
6 Years	4.3368%	10/12/2021	10/12/2027	Jun	0.00	50.51	27.89	98.23	123.66	233.79	55.44	62.28	14.34	30.10	61.20
5 Years	6.5945%	7/7/2030	7/7/2030	Jul	0.00	145.68	69.05	467.14	46.21	51.33	90.06	48.65	39.20	518.58	56.92
7 Years	6.9761%	7/7/2032	7/7/2032	Aug	0.00	266.19	68.97	88.74	57.03	101.43	129.77	51.20	49.75	210.82	0.00
10 Years	7.3896%	7/7/2035	7/8/2035	Sep	0.00	46.50	37.74	32.75	111.40	82.45	52.87	46.09	63.63	222.49	0.00
				Oct	562.40	28.44	243.35	139.48	127.42	179.44	53.12	13.40	31.98	354.14	0.00
				Nov	297.09	21.10	87.68	181.21	56.28	52.66	46.82	56.66	143.20	364.93	0.00
				Dec	122.15	73.70	6.60	161.44	59.16	25.83	115.65	80.47	28.97	128.05	0.00
				TOTAL	981.64	1,041.24	748.16	2,416.97	1,382.53	1,692.69	952.08	686.62	1,572.06	2,065.67	580.47

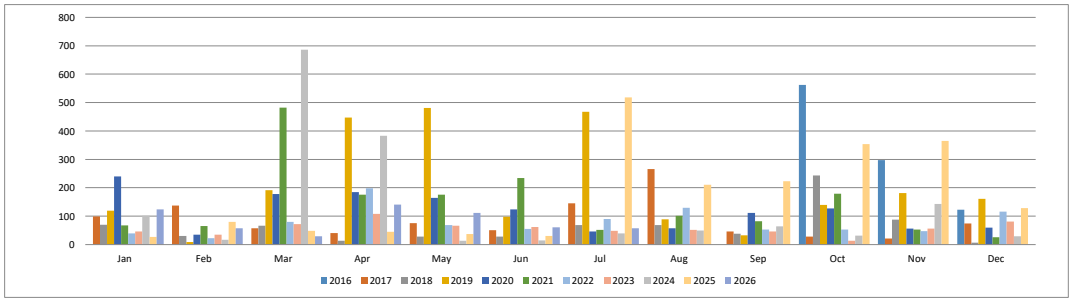

As of End of July 2026

NOTE: Data contained in these tables is based on data generated by the PDEx Trading System.
The PDS Group makes no further representation or warranty regarding the accuracy and completeness thereof.

PHN 3-Year Fixed Rate Bonds Due 2024
Philippine Dealing & Exchange Corp. (PDEx)
(in million pesos)

Securities Summary

Tenor	Coupon Rate	Issue Date	Maturity Date
3 Years	3.5335%	8/20/2021	8/20/2024

Monthly Trade Summary

Month	2021	2022	2023	2024
Jan	0.00	3.20	0.00	0.00
Feb	0.00	1.30	5.00	2.12
Mar	0.00	7.75	2.00	1.50
Apr	0.00	0.00	0.00	0.00
May	0.00	2.20	5.00	0.00
Jun	0.00	0.00	0.00	0.00
Jul	0.00	4.50	0.50	0.00
Aug	120.26	0.00	10.05	0.00
Sep	9.50	0.00	0.00	0.00
Oct	1.00	0.00	0.55	0.00
Nov	0.75	0.00	0.20	0.00
Dec	16.20	0.00	2.00	0.00
TOTAL	147.71	18.95	25.30	3.62

PHINMA
Making Lives Better

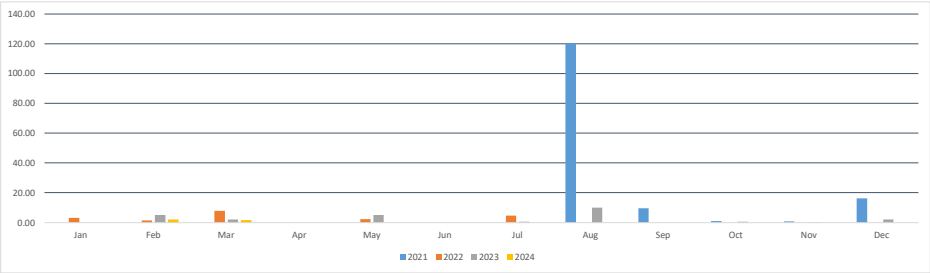

As of End of July 2026

NOTE: Data contained in these tables is based on data generated by the PDEx Trading System.
The PDS Group makes no further representation or warranty regarding the accuracy and completeness thereof.

PNX SHORT TERM COMMERCIAL PAPER DUE JAN 2015 (PHP 0.3 B), APR 2015 (PHP 0.8 B), OCT 2014 (PHP 1.5 B), OCT 2015 (PHP 2 B),
FEB 2016 (PHP 1.3 B). APR 2016 (PHP 1.11 B), JULY 2016 (PHP 1.12 B), DEC 2016 (PHP 1.27 B), JAN 2017 (PHP 1.11 B), DEC 2017 (PHP 1.121 B),
JUNE 2019 (PHP 3.5 B) ,SEP 2019 (PHP 1.375 B), DEC 2019 (PHP 3.5 B), JULY 2020 (PHP 3.5 B), DEC 2020 (PHP 3.0 B), JULY 2021 (PHP 3.08 B)
Philippine Dealing & Exchange Corp. (PDEx)
(in million pesos)

Securities Summary

Tenor	Coupon Rate	Issue Date	Maturity Date
3 Months	0.0000%	10/24/2014	1/22/2015
6 Months	0.0000%	10/24/2014	4/22/2015
1 Year	0.0000%	10/24/2014	10/13/2015
4 months	0.0000%	10/22/2015	2/22/2016
3 months	0.0000%	1/14/2016	4/13/2016
6 months	0.0000%	1/14/2016	7/12/2016
11 months	0.0000%	1/14/2016	12/22/2016
6 months	0.0000%	7/8/2016	1/4/2017
6 months	0.0000%	6/16/2017	12/13/2017
1 Year	0.0000%	3/23/2018	9/23/2019
6 months	0.0000%	12/27/2018	6/25/2019
1 Year	0.0000%	12/27/2018	12/22/2019
1 Year	0.0000%	8/5/2019	7/30/2020
1 Year	0.0000%	12/11/2019	12/5/2020
332 Days	0.0000%	8/26/2020	7/24/2021

Monthly Trade Summary

Month	2014	2015	2016	2017	2018	2019	2020	2021
Jan	0.00	18.00	18.10	0.00	0.00	125.90	112.70	0.00
Feb	0.00	0.00	0.10	0.00	0.00	103.00	0.00	0.00
Mar	0.00	33.25	0.00	0.00	0.00	10.00	0.00	0.00
Apr	0.00	0.10	0.00	0.00	0.00	20.80	0.00	0.00
May	0.00	2.35	0.00	0.00	0.00	0.00	0.00	0.00
Jun	0.00	16.80	0.00	19.60	0.00	6.50	0.00	0.00
Jul	0.00	0.00	43.14	0.00	0.00	3.10	5.00	0.00
Aug	0.00	0.00	76.86	0.00	0.00	10.30	1.10	0.00
Sep	0.00	0.00	10.00	0.00	0.00	0.00	284.27	0.00
Oct	0.00	48.00	30.00	0.00	0.00	0.00	13.00	0.00
Nov	0.00	0.00	11.80	0.00	0.00	1.00	20.79	0.00
Dec	0.00	0.00	5.00	0.00	125.90	0.00	0.30	0.00
TOTAL	0.00	118.50	190.00	19.60	125.90	280.60	436.86	0.00

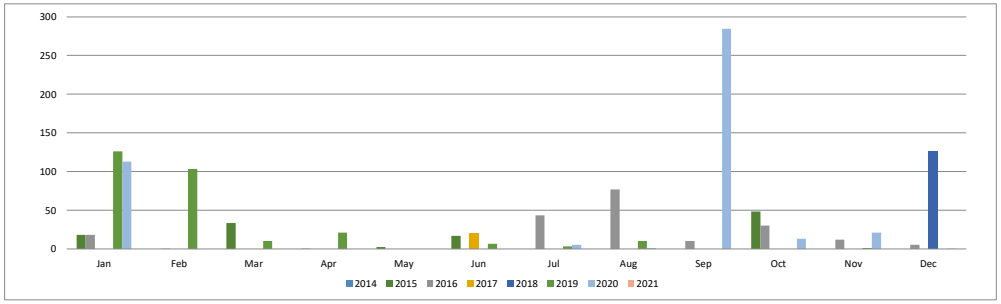

As of End of July 2026

NOTE: Data contained in these tables is based on data generated by the PDEx Trading System.
The PDS Group makes no further representation or warranty regarding the accuracy and completeness thereof.

PSALM BONDS DUE 2015 (PHP 11.32 B), 2017 (PHP 18.68 B)
Philippine Dealing & Exchange Corp. (PDEx)
(in million pesos)

Securities Summary

Tenor	Coupon Rate	Issue Date	Maturity Date
5 Years	6.8750%	4/22/2010	4/22/2015
7 Years	7.7500%	4/22/2010	4/22/2017

Monthly Trade Summary

Month	2010	2011	2012	2013	2014	2015	2016	2017
Jan	0.00	561.87	201.28	4,812.60	628.71	248.50	306.20	851.84
Feb	0.00	136.10	100.02	238.43	3,633.07	1,113.30	244.81	121.24
Mar	0.00	115.78	20.11	87.14	274.55	153.99	852.13	489.24
Apr	8,229.68	510.55	163.15	2,891.07	601.37	186.67	302.93	313.53
May	4,671.35	82.40	141.59	499.66	97.91	38.42	218.55	0.00
Jun	4,666.36	529.77	1,066.98	91.75	275.92	334.95	256.40	0.00
Jul	8,662.35	252.72	125.11	41.73	198.05	277.58	183.59	0.00
Aug	2,497.25	390.73	136.31	238.05	328.62	1,642.67	720.01	0.00
Sep	3,823.05	225.30	279.54	1,038.88	578.68	1,426.68	802.39	0.00
Oct	1,804.00	151.58	103.94	4,362.77	379.60	128.04	905.36	0.00
Nov	206.51	252.84	130.25	524.42	136.78	26.73	626.65	0.00
Dec	428.38	116.55	124.83	23.74	239.69	82.70	270.02	0.00
TOTAL	34,988.94	3,326.20	2,593.12	14,850.23	7,372.95	5,660.21	5,689.03	1,775.86

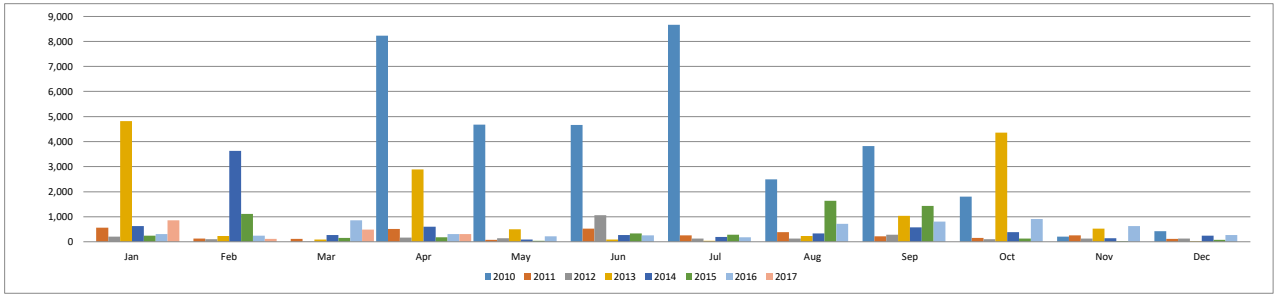

As of End of July 2026

NOTE: Data contained in these tables is based on data generated by the PDEx Trading System.
The PDS Group makes no further representation or warranty regarding the accuracy and completeness thereof.

RLC BONDS DUE 2014 (PHP 10 B), 2022 (PHP 10.64 B), 2023 (PHP 12.76 B), 2025 (PHP 1.36 B), (PHP 0.43 B), 2025 (PHP 6.00 B), 2027 (PHP 9.00 B), 2026 (PHP 6.00 B), 2028 (PHP 9.00 B)
Philippine Dealing & Exchange Corp. (PDEx)
(in million pesos)

Securities Summary

Tenor	Coupon Rate	Issue Date	Maturity Date
5 Years	8.5000%	7/13/2009	7/14/2014
5 Years	8.2500%	8/26/2009	8/27/2014
7 Years	4.8000%	2/23/2015	2/23/2022
10 Years	4.9344%	2/23/2015	2/23/2025
3 Years	3.6830%	7/17/2020	7/17/2023
5 Years	3.8000%	7/17/2020	7/17/2025
3 Years	5.3789%	8/26/2022	8/26/2025
5 Years	5.9362%	8/26/2022	8/26/2027
3 Years	6.0972%	6/30/2023	6/30/2026
5 Years	6.1663%	6/30/2023	6/30/2028

Monthly Trade Summary

Month	2009	2010	2011	2012	2013	2014	2015	2016	2017	2018	2019	2020	2021	2022	2023	2024	2025	2026
Jan	0.00	0.00	0.00	5.00	17.15	7.50	0.00	14.71	0.35	4.76	11.00	0.00	5.87	125.67	7.64	87.34	26.21	22.85
Feb	0.00	0.00	3.00	38.50	3.00	14.33	166.50	2.00	36.00	31.50	15.24	0.00	3.57	211.57	10.16	77.34	18.34	55.99
Mar	0.00	7.00	6.00	10.00	10.65	23.00	210.64	8.30	19.00	13.10	7.80	0.00	10.60	132.00	1,035.36	82.91	37.46	73.89
Apr	0.00	0.10	23.30	3.40	20.92	3.80	35.34	1.80	0.00	0.00	88.50	2.00	10.00	212.00	103.70	38.33	26.81	17.52
May	0.00	13.00	14.80	2.00	178.89	1.50	39.00	0.00	5.09	1.10	12.00	0.00	329.93	83.57	107.45	12.79	27.24	30.07
Jun	0.00	3.00	1.00	11.00	21.30	17.30	4.00	0.60	2.47	0.50	12.10	1.07	219.79	27.50	699.47	74.89	15.98	47.52
Jul	0.00	8.10	0.00	13.30	252.95	33.10	5.00	84.45	0.00	10.00	22.00	1,560.60	220.10	16.00	64.08	69.49	77.46	8.94
Aug	0.00	28.00	2.00	11.50	2.60	43.00	0.00	50.59	11.90	5.00	12.59	400.49	54.12	190.32	42.30	41.09	160.67	0.00
Sep	0.00	0.00	1.00	9.38	150.16	0.00	1.00	1.00	5.00	8.00	26.00	22.03	533.70	45.51	40.84	28.13	72.20	0.00
Oct	0.00	0.00	73.30	0.00	3.10	0.00	19.60	13.60	4.40	35.16	2.50	1.19	85.93	4.70	16.13	87.70	22.29	0.00
Nov	0.00	5.00	10.50	0.00	111.19	0.00	0.00	41.76	7.00	15.00	1.40	5.58	23.50	13.29	35.43	23.89	23.47	0.00
Dec	0.00	0.00	2.00	0.00	6.10	0.00	201.00	1.00	54.05	15.00	2.00	4.40	17.73	33.27	84.02	39.35	10.37	0.00
TOTAL	0.00	64.20	136.90	104.08	778.00	143.53	682.08	219.81	145.26	139.12	213.13	1,997.36	1,514.84	1,095.40	2,246.58	663.25	518.50	256.78

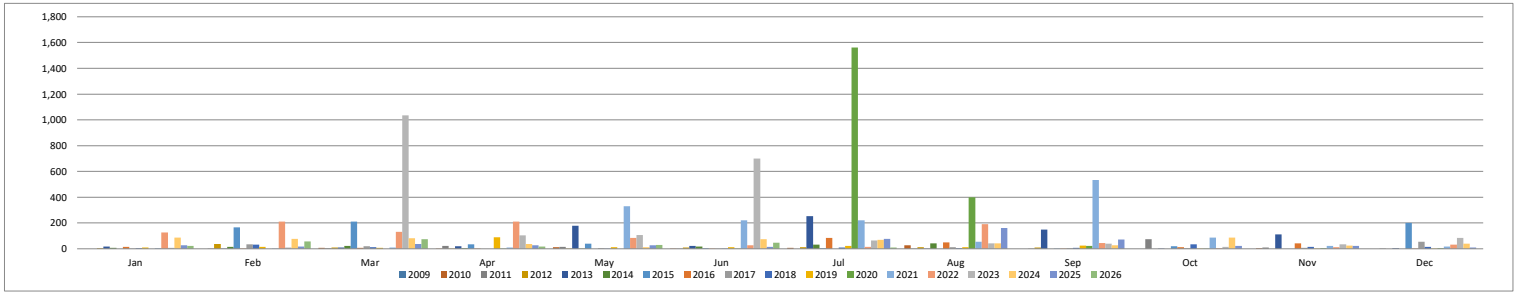

As of End of July 2026

NOTE: Data contained in these tables is based on data generated by the PDEx Trading System.
The PDS Group makes no further representation or warranty regarding the accuracy and completeness thereof.

ROCK BONDS DUE 2021 (PHP 5 B), Series A due 2029 & Series B due 2031
Philippine Dealing & Exchange Corp. (PDEx)
(in million pesos)

Securities Summary

Tenor	Coupon Rate	Issue Date	Maturity Date
7.25 Years	5.0932%	11/15/2013	2/15/2021
3 Years	5.5666%	3/18/2026	3/18/2029
5 Years	5.8595%	3/18/2026	3/18/2031

Monthly Trade Summary

Month	2013	2014	2015	2016	2017	2018	2019	2020	2021	2022	2023	2024	2025	2026
Jan	0.00	14.17	216.00	21.00	1.50	5.00	8.90	67.15	0.10	0.00	0.00	0.00	0.00	0.00
Feb	0.00	2.00	16.45	1.40	7.50	3.50	1.00	9.65	0.00	0.00	0.00	0.00	0.00	0.00
Mar	0.00	53.20	2.00	5.05	20.00	3.00	111.30	71.00	0.00	0.00	0.00	0.00	0.00	289.16
Apr	0.00	9.50	3.60	12.12	15.00	35.00	9.00	3.00	0.00	0.00	0.00	0.00	0.00	16.24
May	0.00	48.00	34.62	7.30	7.70	25.75	25.00	4.56	0.00	0.00	0.00	0.00	0.00	5.30
Jun	0.00	25.39	2.75	5.90	4.37	7.50	3.00	11.30	0.00	0.00	0.00	0.00	0.00	64.55
Jul	0.00	39.10	11.27	7.90	7.32	27.60	31.50	1,085.38	0.00	0.00	0.00	0.00	0.00	58.24
Aug	0.00	43.50	0.10	5.37	91.00	51.12	116.86	690.49	0.00	0.00	0.00	0.00	0.00	0.00
Sep	0.00	6.50	26.00	5.12	415.09	6.10	52.50	50.59	0.00	0.00	0.00	0.00	0.00	0.00
Oct	0.00	15.77	31.00	0.00	818.25	33.40	158.06	11.25	0.00	0.00	0.00	0.00	0.00	0.00
Nov	365.10	3.19	34.00	0.50	667.15	3.20	60.00	7.50	0.00	0.00	0.00	0.00	0.00	0.00
Dec	3.10	20.00	7.00	10.53	35.41	2.00	96.00	2.10	0.00	0.00	0.00	0.00	0.00	0.00
TOTAL	368.20	280.32	384.79	82.19	2,090.29	203.17	673.12	2,013.97	0.10	0.00	0.00	0.00	0.00	433.49

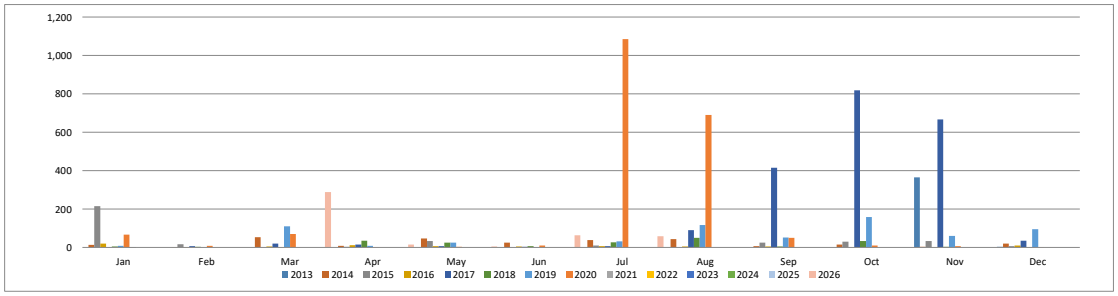

As of End of July 2026

NOTE: Data contained in these tables is based on data generated by the PDEx Trading System.
The PDS Group makes no further representation or warranty regarding the accuracy and completeness thereof.

SLAC SHORT TERM COMMERCIAL PAPER DUE APR 2016 (PHP 0.35 B), JUL 2016 (PHP 0.08 B),
JAN 2017 (PHP 0.57 B, 0.277 B, 0.073 B, & 0.08 B), MAR 2017 (PHP 0.2 B), JUNE 2017 (PHP 0.1 B),
DEC 2017 (PHP 1.5 B), JUN 2018 (PHP 0.355 B), SEP 2018 (PHP 0.645 B), MAR 2019 (PHP 2.0 B)
DEC 2019 (PHP 0.2 B), MAR 2020 (PHP 0.2 B), SEP 2020 (PHP 1.8 B)
JUNE 2021 (PHP 1.2887 B), DEC 2021 (2.000 B), DEC 2022 (PhP 1.866 B)
Philippine Dealing & Exchange Corp. (PDEx)
(in million pesos)

Securities Summary

Tenor	Coupon Rate	Issue Date	Maturity Date
3 months	0.0000%	1/22/2016	4/21/2016
6 months	0.0000%	1/22/2016	7/20/2016
1 Year	0.0000%	1/22/2016	1/6/2017
9 months	0.0000%	4/28/2016	1/6/2017
8 months	0.0000%	5/13/2016	1/6/2017
6 months	0.0000%	7/29/2016	1/25/2017
3 months	0.0000%	12/14/2016	3/14/2017
6 months	0.0000%	12/14/2016	6/12/2017
1 Year	0.0000%	12/14/2016	12/9/2017
90 days	0.0000%	3/28/2018	6/26/2018
180 days	0.0000%	3/28/2018	9/24/2018
360 days	0.0000%	3/28/2018	3/23/2019
1 Year	0.0000%	9/20/2019	9/18/2020
182 days	0.0000%	12/18/2020	6/18/2021
364 days	0.0000%	12/18/2020	12/17/2021
364 days	0.0000%	12/22/2021	12/21/2022

Monthly Trade Summary

Month	2016	2017	2018	2019	2020	2021	2022
Jan	70.66	153.80	0.00	0.00	0.00	30.60	4.60
Feb	80.77	215.10	0.00	0.00	0.00	132.50	5.00
Mar	0.00	31.50	10.00	0.00	0.00	0.00	19.60
Apr	3.70	19.30	0.00	0.00	20.00	0.00	0.00
May	52.38	51.20	0.00	0.00	0.00	0.00	0.00
Jun	54.10	1.10	1.00	0.00	0.00	0.00	0.00
Jul	30.20	13.00	0.00	0.00	0.00	210.00	0.00
Aug	29.00	2.00	1.00	0.00	0.00	0.00	0.00
Sep	4.00	6.00	0.00	173.30	0.00	0.00	0.00
Oct	0.00	1.50	0.00	1.00	0.00	0.00	0.00
Nov	0.00	0.00	5.00	0.00	0.00	0.00	0.00
Dec	0.00	0.00	0.00	0.00	135.50	263.20	0.00
TOTAL	324.82	494.50	17.00	174.30	155.50	636.30	29.20

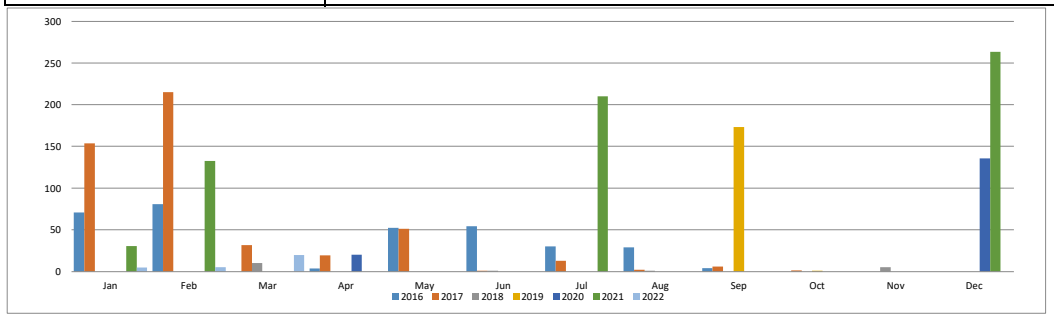

As of End of July 2026

NOTE: Data contained in these tables is based on data generated by the PDEx Trading System.
The PDS Group makes no further representation or warranty regarding the accuracy and completeness thereof.

SLI BONDS DUE 2018 (PHP 2.00 B), 2021 (PHP 2.00 B)
Philippine Dealing & Exchange Corp. (PDEx)
(in million pesos)

Securities Summary

Tenor	Coupon Rate	Issue Date	Maturity Date
3 Years	6.7284%	12/22/2015	6/22/2017*
5.5 Years	6.7150%	12/22/2015	3/22/2021

* Early Redemption Date

Monthly Trade Summary

Month	2015	2016	2017	2018	2019	2020	2021
Jan	0.00	0.05	2.70	0.00	0.00	99.72	2.00
Feb	0.00	0.00	11.38	0.00	0.00	32.50	2.00
Mar	0.00	2.80	0.00	0.00	0.00	9.60	0.00
Apr	0.00	1.20	0.00	0.00	0.00	201.00	0.00
May	0.00	20.50	0.00	0.00	0.00	0.00	0.00
Jun	0.00	2.00	0.00	0.00	0.00	3.60	0.00
Jul	0.00	1.00	0.00	0.00	184.17	0.00	0.00
Aug	0.00	0.20	0.00	0.00	11.97	2.50	0.00
Sep	0.00	0.30	0.00	0.00	0.00	2.00	0.00
Oct	0.00	58.95	0.00	0.00	5.00	0.50	0.00
Nov	0.00	0.20	0.00	0.00	60.00	0.00	0.00
Dec	3.00	0.00	0.00	0.00	0.00	0.00	0.00
TOTAL	3.00	87.20	14.08	0.00	261.14	351.42	4.00

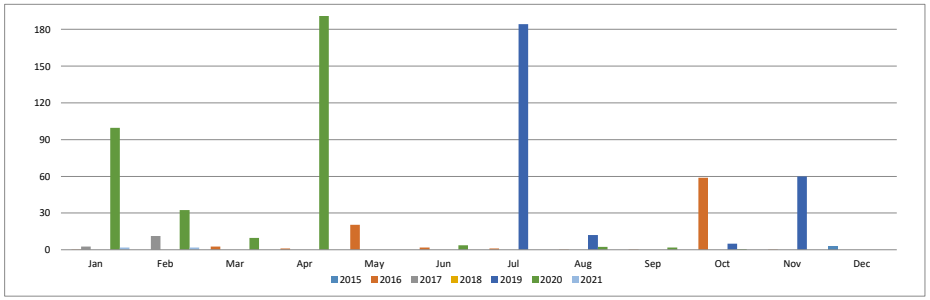

As of End of July 2026

NOTE: Data contained in these tables is based on data generated by the PDEx Trading System.
The PDS Group makes no further representation or warranty regarding the accuracy and completeness thereof.

SLTC BONDS DUE 2020 (PHP 2.40B), 2022 (PHP 2.40B), 2025 (PHP 2.50B)
Philippine Dealing & Exchange Corp. (PDEx)
(in million pesos)

Securities Summary

Tenor	Coupon Rate	Issue Date	Maturity Date
5 Years	4.9925%	5/22/2015	8/22/2020
7 Years	5.5796%	5/22/2015	5/22/2022
10 Years	6.4872%	5/22/2015	5/22/2025

Monthly Trade Summary

Month	2015	2016	2017	2018	2019	2020	2021	2022	2023	2024
Jan	0.00	19.62	2.30	13.15	0.75	10.00	3.35	0.75	0.15	0.00
Feb	0.00	0.00	4.50	1.86	0.50	40.75	2.10	2.00	0.00	0.00
Mar	0.00	7.05	1.05	5.00	140.66	0.05	0.00	30.00	3.39	0.00
Apr	0.00	154.52	1.82	23.00	3.19	0.00	0.00	5.00	0.00	0.00
May	79.70	1.15	15.20	1.00	11.00	1.00	35.40	0.00	0.10	57.00
Jun	13.33	103.76	2.30	1.52	7.24	1.00	26.00	0.00	0.30	14.60
Jul	6.00	105.43	3.18	1.10	2.58	0.70	2.00	0.00	3.14	0.00
Aug	10.50	14.30	66.07	12.20	34.59	0.00	1.50	0.00	0.00	0.00
Sep	4.60	63.00	69.65	0.00	9.67	0.85	2.00	0.00	0.00	0.00
Oct	9.13	2.00	0.00	0.50	6.15	35.15	0.00	0.00	0.00	0.00
Nov	51.00	0.00	5.92	1.00	1.30	0.00	1.00	0.10	0.00	0.00
Dec	128.10	6.50	0.10	3.90	0.65	0.05	1.00	0.00	0.00	0.00
TOTAL	302.36	477.33	172.10	64.23	218.28	89.55	74.35	37.85	7.08	71.60

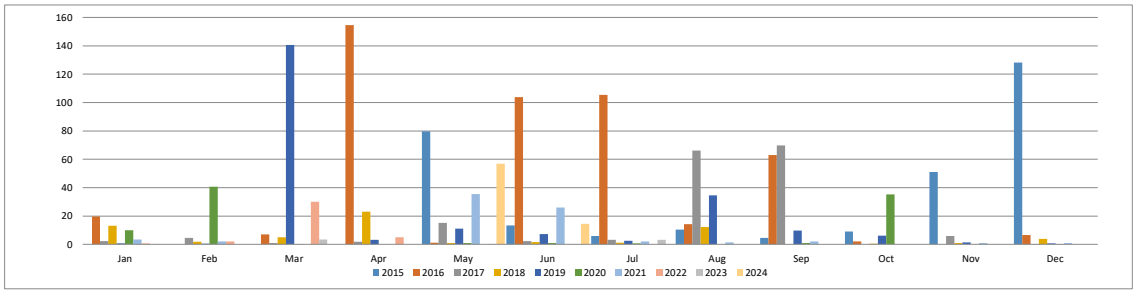

As of End of July 2026

NOTE: Data contained in these tables is based on data generated by the PDEx Trading System.
The PDS Group makes no further representation or warranty regarding the accuracy and completeness thereof.

SM/SMIC BONDS DUE 2014 (PHP 9 B), 2016 (PHP 1 B), 2019 (PHP 6.34 B), 2021 (PHP 11.7 B), 2022 (PHP 8.66 B), (PHP 5.60 B), 2023 (PHP 20B), 2024 (PHP 3.3 B)**, 2024 (PHP 10 B), 2025 (PHP 7.5 B), 2027 (PHP 7.5 B)
Philippine Dealing & Exchange Corp. (PDEx)
(in million pesos)

Securities Summary

Tenor	Coupon Rate	Issue Date	Maturity Date
5 Years	8.2500%	6/25/2009*	6/26/2014
7 Years	9.1000%	6/25/2009*	6/25/2016
7 Years	6.0000%	7/16/2012	7/16/2019
10 Years	6.9442%	7/16/2012	7/16/2022
7 Years	5.2958%	5/19/2014	5/19/2021
10 Years	5.6125%	5/19/2014	5/19/2024**
7 Years	5.1590%	12/9/2016	12/9/2023**
1.5 Years	2.8750%	7/22/2020	1/22/2022
3.5 years	3.3613%	10/2/2020	4/2/2024
3 years	3.5915%	2/18/2022	2/18/2025
5 years	4.7713%	2/18/2022	2/18/2027

*Listing Date on 7/16/2012
**Early redeemed security

Monthly Trade Summary

Month	2011	2012	2013	2014	2015	2016	2017	2018	2019	2020	2021	2022	2023	2024	2025	2026
Jan	0.00	0.00	155.76	127.19	144.18	23.92	422.49	161.69	162.78	156.56	12.10	12.00	38.68	65.70	30.55	21.80
Feb	0.00	0.00	1,296.46	381.96	162.29	69.88	61.30	206.19	45.24	342.71	56.90	358.82	38.20	152.90	37.18	12.08
Mar	0.00	0.00	449.77	108.69	168.62	49.64	103.00	129.03	142.22	171.03	53.54	33.25	64.16	43.00	22.71	4.90
Apr	0.00	0.00	97.35	971.57	56.59	174.66	28.95	95.91	297.96	222.05	74.50	43.49	372.46	17.35	40.24	0.00
May	0.00	0.00	188.69	366.88	80.95	54.53	127.08	106.43	131.15	293.24	252.91	90.97	80.01	50.51	11.03	1.00
Jun	0.00	0.00	145.43	537.99	348.59	126.66	21.58	108.85	88.31	333.96	103.51	32.30	51.20	11.55	0.00	7.10
Jul	0.00	282.22	268.35	382.85	72.14	246.76	124.16	105.91	1,229.79	690.25	74.99	8.56	77.55	9.85	104.41	8.80
Aug	0.00	354.79	915.21	191.40	67.35	417.99	346.53	28.64	161.88	238.13	48.78	21.26	36.89	38.40	98.48	0.00
Sep	0.00	278.23	323.02	135.05	71.05	216.75	200.74	60.59	174.56	407.51	219.85	42.44	97.98	35.42	50.50	0.00
Oct	0.00	137.22	102.47	71.31	162.09	93.05	200.40	90.30	18.01	215.16	109.63	11.80	118.20	49.78	93.02	0.00
Nov	0.00	95.75	174.88	76.13	72.49	55.06	103.64	54.05	244.20	23.09	14.60	142.84	71.74	60.82	34.77	0.00
Dec	0.00	66.60	59.09	84.09	330.47	331.95	66.33	19.70	537.88	49.83	16.86	44.71	24.76	69.59	30.70	0.00
TOTAL	0.00	1,214.81	4,176.47	3,435.11	1,736.81	1,860.84	1,806.20	1,167.29	3,233.97	3,143.51	1,038.17	842.43	1,071.83	604.87	553.59	55.68

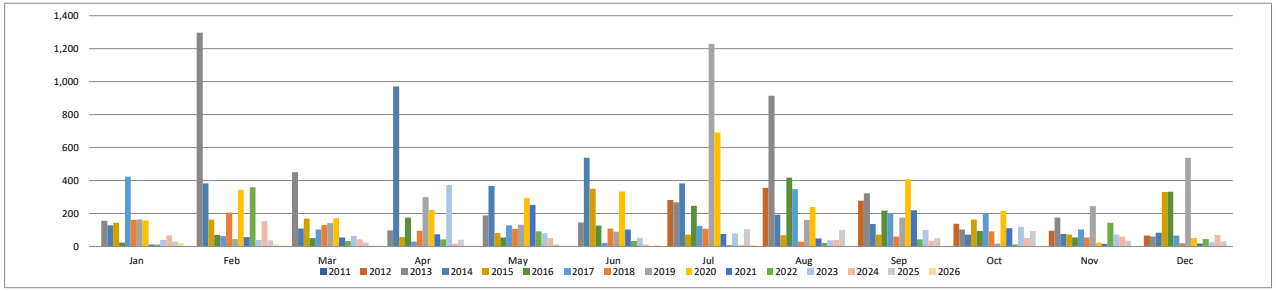

As of End of July 2026

NOTE: Data contained in these tables is based on data generated by the PDEx Trading System.
The PDS Group makes no further representation or warranty regarding the accuracy and completeness thereof.

SMB BONDS DUE 2012 (PHP 13.59 B), 2014 (PHP 22.4 B), 2017 (PHP 3 B), 2019 (PHP 12.81 B), 2021 (PHP 12.5 B), 2022 (PHP 7 B), 2024 (PHP 2.5 B)
Philippine Dealing & Exchange Corp. (PDEx)
(in million pesos)

Securities Summary

Tenor	Coupon Rate	Issue Date	Maturity Date
3 Years	8.2500%	4/3/2009	4/3/2012
5 Years	8.8750%	4/3/2009	4/4/2014
10 Years	10.5000%	4/3/2009	4/3/2019
7 Years	5.9300%	4/2/2012	4/2/2019
10 Years	6.6000%	4/2/2012	4/2/2022
5 Years	6.0500%	10/3/2012	10/3/2017
7 Years	5.5000%	4/2/2014	4/2/2021
10 Years	6.0000%	4/2/2014	4/2/2024

SAN MIGUEL BREWERY INC.

Monthly Trade Summary

Month	2009	2010	2011	2012	2013	2014	2015	2016	2017	2018	2019	2020	2021	2022	2023	2024
Jan	0.00	561.52	447.84	18.84	94.92	87.00	446.71	85.62	79.15	180.70	76.65	56.24	27.60	5.00	0.00	0.00
Feb	0.00	298.24	223.35	20.70	382.84	119.07	295.56	99.11	87.38	133.61	20.36	176.33	15.05	8.43	2.00	0.00
Mar	0.00	98.60	240.70	60.99	172.78	127.59	102.11	249.40	31.46	261.76	229.11	54.59	102.18	1.95	0.00	0.00
Apr	0.00	72.55	231.41	1,129.84	197.20	2,993.89	102.09	298.73	23.45	295.62	24.00	96.96	12.68	1.00	0.00	0.00
May	0.00	45.54	105.02	316.25	272.54	1,307.55	155.86	113.03	409.45	169.32	23.80	55.79	35.00	0.00	0.00	0.00
Jun	0.00	148.33	104.27	65.80	75.79	594.11	233.19	146.31	155.06	91.16	23.34	69.20	56.50	11.75	0.00	0.00
Jul	0.00	231.67	99.46	133.39	148.22	795.61	285.95	48.20	299.06	40.80	70.33	141.99	81.88	1.00	0.50	0.00
Aug	0.00	306.33	171.52	350.71	146.48	553.79	294.93	549.10	191.58	64.16	65.47	111.20	16.16	3.00	0.00	0.00
Sep	0.00	875.57	164.22	658.63	91.58	638.71	279.97	101.40	185.65	84.18	85.45	150.90	147.52	0.00	0.00	0.00
Oct	0.00	653.61	80.99	90.31	159.21	292.35	500.25	56.91	215.49	100.64	204.54	123.89	2.00	0.00	0.00	0.00
Nov	565.41	233.56	5.79	199.02	274.98	223.90	58.12	229.23	74.74	142.64	73.90	16.90	39.54	0.00	0.00	0.00
Dec	44.40	185.31	40.70	236.14	157.51	87.36	74.12	34.00	172.35	287.00	119.08	46.55	0.00	0.00	0.00	0.00
TOTAL	609.81	3,710.83	1,915.27	3,280.62	2,174.04	7,820.92	2,828.86	2,011.04	1,924.81	1,851.60	1,016.03	1,100.55	536.11	32.13	2.50	0.00

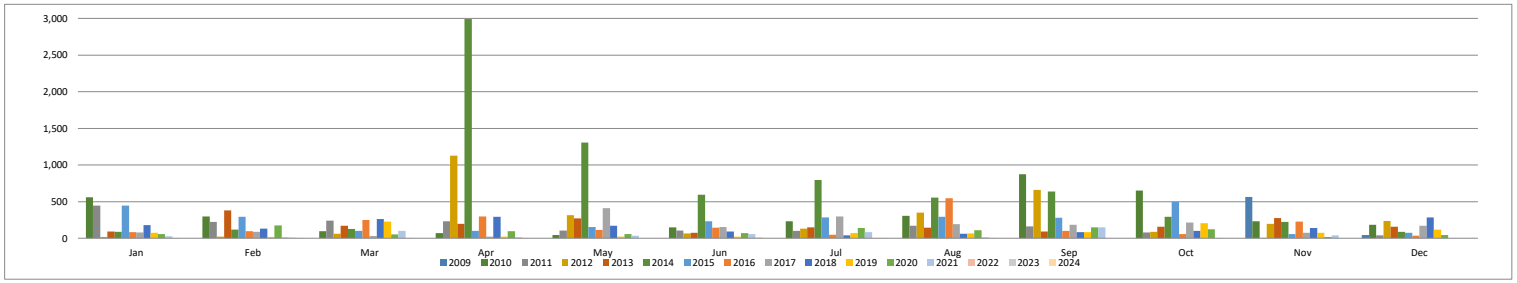

As of End of July 2026

NOTE: Data contained in these tables is based on data generated by the PDEx Trading System.
The PDS Group makes no further representation or warranty regarding the accuracy and completeness thereof.

SMC FIXED RATE BONDS DUE 2022 (PHP 6.69301 B), 2024 (PHP 7.29433 B), 2027 (PHP 6.02266 B),
2022 (PHP 10.0 B), 2023 (PHP 13.1456 B), 2025 (PHP 2.4385 B), 2028 (PHP 4.4159 B), 2020 (PHP 10.0B), 2024 (PHP 10 B), 2027 PHP 30.0B),
SMC FIXED RATE BONDS 2027 (PHP 17.44B), 2029 (PHP 12.56B), 2028 (PHP 27.10055 B), 2029 (PHP 9.71226 B),2031 (PHP 13 B), 2032 (PHP 23.18719 B), 2034 (PHP 7 B), SMC 3-Year Fixed Rate Notes Due 2028 (PHP 5.7 B)
Philippine Dealing & Exchange Corp. (PDEx)
(in million pesos)

Securities Summary

Tenor	Coupon Rate	Issue Date	Maturity Date
5 Years	4.8243%	3/1/2017	3/1/2022
7 Years	5.2840%	3/1/2017	3/1/2024
10 Years	5.7613%	3/1/2017	3/1/2027
5 Years	5.1923%	4/7/2017	4/7/2022
5 Years	6.2500%	3/19/2018	3/19/2023
7 Years	6.6250%	3/19/2018	3/19/2025
10 Years	7.1250%	3/19/2018	3/19/2028
2 Years	5.2500%	5/25/2018	5/25/2020
7 Years	3.3832%	7/8/2021	7/8/2027
5 Years	5.2704%	3/4/2022	3/4/2027
7 Years	5.8434%	3/4/2022	3/4/2029
5.25 Years	7.4458%	12/14/2022	3/14/2028
7 Years	7.8467%	12/14/2022	12/14/2029
10 Years	8.4890%	12/14/2022	12/14/2032
6.5 Years	7.2584%	7/3/2024	1/3/2031
10 Years	7.7197%	7/3/2024	7/3/2034
3 Years	6.3000%	12/23/2025	12/23/2028

Monthly Trade Summary

Month	2017	2018	2019	2020	2021	2022	2023	2024	2025	2026
Jan	0.00	54.22	136.09	215.87	137.74	100.80	122.93	174.21	153.10	396.77
Feb	0.00	31.23	33.56	196.22	432.17	237.71	49.48	48.73	150.64	257.36
Mar	1,770.34	490.71	167.13	195.85	359.63	1,021.47	86.96	59.43	210.85	178.53
Apr	1,673.49	172.13	197.04	52.93	145.60	320.04	79.55	78.90	93.24	155.35
May	1,050.31	186.82	69.55	87.53	230.36	96.01	89.13	89.78	245.86	141.12
Jun	372.48	68.86	46.85	58.38	351.42	101.96	55.16	57.62	503.99	206.72
Jul	212.38	184.52	82.40	285.92	1,016.46	100.21	135.40	332.45	372.81	189.12
Aug	133.13	59.99	340.75	132.95	201.87	343.06	148.80	201.45	218.16	0.00
Sep	87.30	101.02	106.20	133.83	424.36	149.07	233.66	130.75	229.55	0.00
Oct	40.82	97.28	350.59	191.35	233.88	64.23	163.54	743.74	294.38	0.00
Nov	54.66	31.94	277.79	129.19	96.12	42.83	145.10	117.46	97.72	0.00
Dec	43.42	10.10	95.63	174.33	55.99	1,834.10	150.52	100.52	154.47	0.00
TOTAL	7,455.33	1,488.82	1,903.58	1,854.33	3,685.59	4,411.48	1,460.21	2,135.03	2,724.77	1,524.96

SAN MIGUEL CORPORATION

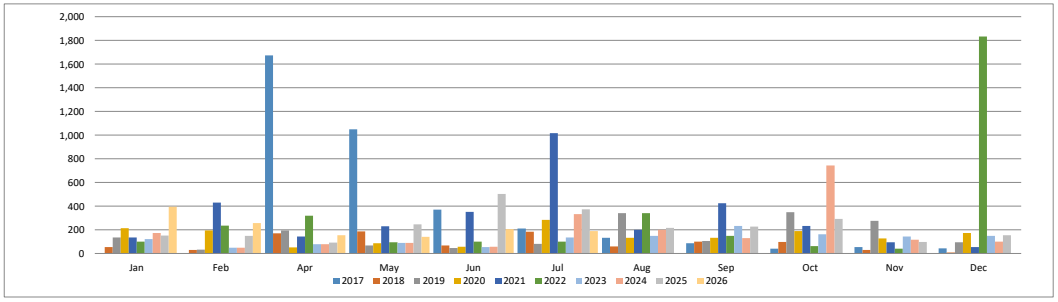

As of End of July 2026

NOTE: Data contained in these tables is based on data generated by the PDEx Trading System.
The PDS Group makes no further representation or warranty regarding the accuracy and completeness thereof.

SMCGP BONDS DUE 2021 (PHP 6.15 B), 2023 (PHP 4.09 B), 2026 (PHP 4.76 B), 2022 (PHP 9.91296 B),
2024 (PHP 6.47802 B), 2027 (PHP3.60902 B), 2023 (PHP 15.0 B), 2022 (PHP 13.84486 B), 2024 (PHP 9.23204 B), 2026 (PHP 6.9231 B)
2025 (PHP 5 B), 2028 (PHP 25 B), 2032 (PHP 10 B)
SMGP DUE 2028 (PHP 1.625 B), DUE 2030 (PHP 3.438 B), DUE 2032 (PHP 0.433 B), DUE 2035(PHP 4.704 B), DUE 2031(PHP 14.60742 B), DUE 2033(PHP 5.50489 B), DUE 2036(PHP 9.88769 B)
Philippine Dealing & Exchange Corp. (PDEx)
(in million pesos)

Securities Summary

Tenor	Coupon Rate	Issue Date	Maturity Date
5 Years	4.3458%	7/11/2016	7/11/2021
7 Years	4.7575%	7/11/2016	7/11/2023
10 Years	5.1792%	7/11/2016	7/112026
5 Years	5.3750%	12/22/2017	12/22/2022
7 Years	6.2500%	12/22/2017	12/22/2024
10 Years	6.6250%	12/22/2017	12/22/2027
5 Years	6.7500%	8/17/2018	8/17/2023
3 Years	6.8350%	4/24/2019	4/24/2022
5 Years	7.1783%	4/24/2019	4/24/2024
7 Years	7.6000%	4/24/2019	4/24/2026
3 Years	5.9077%	7/26/2022	7/26/2025
5.75 Years	7.1051%	7/26/2022	4/26/2028
10 Years	8.0288%	7/26/2022	7/26/2032
3 Years	6.750%	8/11/2025	8/11/2028
5 Years	6.875%	8/11/2025	8/11/2030
7 Years	7.000%	8/11/2025	8/11/2032
10 Years	7.125%	8/11/2025	8/11/2035
5.25 Years	7.626%	4/17/2026	7/17/2031
7 Years	7.868%	4/17/2026	4/17/2033
10 Years	8.176%	4/17/2026	4/17/2036

SMC GLOBAL POWER

Monthly Trade Summary

Month	2016	2017	2018	2019	2020	2021	2022	2023	2024	2025	2026
Jan	0.00	63.05	509.55	40.00	641.09	882.55	282.12	64.05	27.22	58.88	118.62
Feb	0.00	8.06	51.10	65.83	225.02	554.77	414.69	176.05	70.76	83.58	97.98
Mar	0.00	86.85	78.78	140.95	122.73	451.10	197.69	96.80	7.70	101.20	90.06
Apr	0.00	1.10	177.97	933.90	116.54	184.02	319.64	37.45	29.12	39.81	188.29
May	0.00	128.45	50.82	6,547.85	143.72	330.62	264.29	155.69	35.15	50.28	76.52
Jun	0.00	15.57	86.41	1,856.93	322.75	721.83	836.07	9.81	25.83	52.20	228.60
Jul	1,591.95	34.67	369.60	1,623.30	392.52	233.17	1,172.54	79.37	61.14	119.44	45.63
Aug	613.13	231.95	559.02	472.50	197.74	156.83	446.38	95.70	46.77	192.24	0.00
Sep	198.25	287.40	17.40	683.69	309.53	260.17	102.07	27.35	20.10	143.03	0.00
Oct	80.18	43.54	61.25	690.80	2,173.37	364.89	45.91	31.45	40.17	131.70	0.00
Nov	44.53	22.14	23.16	324.74	1,270.09	154.49	54.70	40.75	72.59	106.27	0.00
Dec	11.14	773.21	37.60	257.72	1,194.80	57.34	22.70	35.05	80.15	48.42	0.00
TOTAL	2,539.18	1,695.99	2,022.66	13,638.21	7,109.89	4,351.78	4,158.80	849.52	516.70	1,127.05	845.70

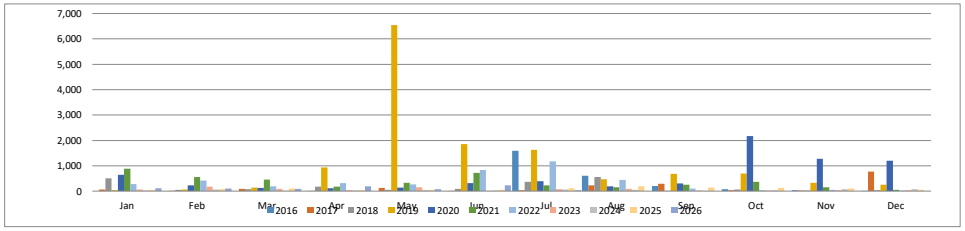

As of End of July 2026

NOTE: Data contained in these tables is based on data generated by the PDEx Trading System.
The PDS Group makes no further representation or warranty regarding the accuracy and completeness thereof.

SMFB FIXED RATE SERIES A BOND DUE 2025 (PhP 8.00 B), SMFB FIXED RATE SERIES B BOND DUE 2027 (PhP 7.00 B),

Philippine Dealing & Exchange Corp. (PDEx)
(in million pesos)

Securities Summary

Tenor	Coupon Rate	Issue Date	Maturity Date
5 Years	5.0500%	3/10/2020	3/10/2025
7 Years	5.2500%	3/10/2020	3/10/2027

Monthly Trade Summary

Month	2020	2021	2022	2023	2024	2025	2026
Jan	0.00	74.94	1.00	8.05	0.90	5.30	1.00
Feb	0.00	96.69	7.91	8.00	2.50	4.00	0.00
Mar	205.34	35.59	30.40	10.90	2.00	0.00	20.70
Apr	14.10	23.95	12.70	0.85	0.50	0.00	16.21
May	63.00	1.30	3.32	6.63	1.00	0.00	4.09
Jun	0.75	61.68	7.60	1.00	2.00	0.00	0.00
Jul	32.75	0.68	12.89	1.31	2.20	0.00	0.00
Aug	3.00	2.86	10.87	0.00	1.88	0.00	0.00
Sep	61.00	5.40	15.23	4.54	2.30	9.50	0.00
Oct	5.00	19.52	16.45	6.44	10.22	84.38	0.00
Nov	15.55	4.50	2.07	15.76	15.50	2.50	0.00
Dec	34.47	1.44	2.59	15.90	2.00	2.62	0.00
TOTAL	434.96	328.55	123.03	79.38	43.00	108.30	42.00

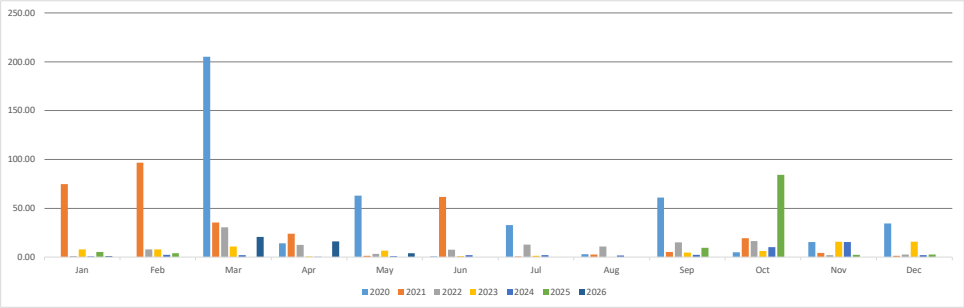

As of End of July 2026

NOTE: Data contained in these tables is based on data generated by the PDEx Trading System.
The PDS Group makes no further representation or warranty regarding the accuracy and completeness thereof.

SMCTC Fixed Rate Bonds Series A Due 2030 (PHP 10.5601B), SMCTC Fixed Rate Bonds Series B Due 2031 (PHP 5.89895B),
SMCTC Fixed Rate Bonds Series C Due 2034 (PHP 18.54095B)
Philippine Dealing & Exchange Corp. (PDEx)
(in million pesos)

Securities Summary

Tenor	Coupon Rate	Issue Date	Maturity Date
5.25 Years	6.4783%	12/5/2024	3/5/2030
7 Years	6.7026%	12/5/2024	12/5/2031
10 Years	6.9331%	12/5/2024	12/5/2034

Monthly Trade Summary

Month	2024	2025	2026
Jan	0.00	85.00	7.38
Feb	0.00	1.10	1.70
Mar	0.00	0.25	10.00
Apr	0.00	3.00	51.50
May	0.00	8.15	60.50
Jun	0.00	64.40	6.00
Jul	0.00	2.50	23.00
Aug	0.00	1.20	0.00
Sep	0.00	7.00	0.00
Oct	0.00	53.75	0.00
Nov	0.00	14.57	0.00
Dec	208.69	12.40	0.00
TOTAL	208.69	253.32	160.08

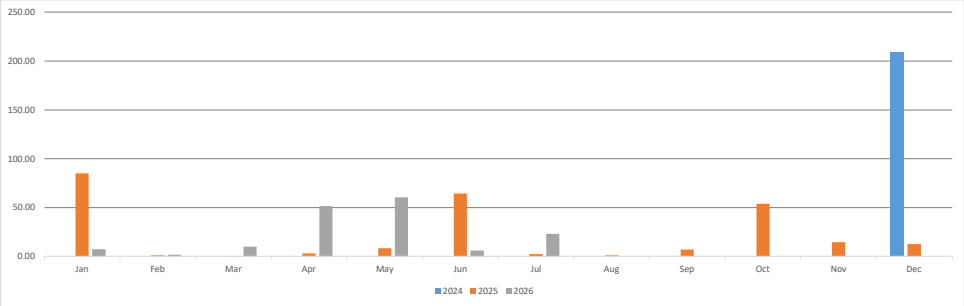

As of End of July 2026

NOTE: Data contained in these tables is based on data generated by the PDEx Trading System.
The PDS Group makes no further representation or warranty regarding the accuracy and completeness thereof.

SMPH BONDS DUE 2020 (PHP 15.04 B), 2021 (PHP 2.36 B), 2024 (PHP 2.60 B), 2021 (PHP 17.97 B), 2025 (PHP 2.03 B), 2026 (PHP 10 B),
2024 (PHP 20 B), 2023 (PHP 10 B), 2025 (PHP 10 B), 2022 (PHP 10 B), 2025 (PHP 11.03 B), 2027 (PHP 3.63 B), 2023 (PHP 7.5B), 2026 (PHP 2.5B), 2028 (PHP 10.0B)
2027 (PHP 10.92 B), 2029 (PHP 13.03 B), 2032 (PHP 6.05 B), 2025 (PHP 16.03B), 2027 (PHP 6.24B), 2029 (PHP 11.03B), 2027 (PHP 6.25 B), 2029 (PHP 6.25 B), 2031 (PHP 12.50 B), 2028 (PHP 7.12B), 2031 (PHP 8.81B), 2035 (PHP 9.05B)
2030 (PHP 6 B), 2032 (PHP 5 B), 2035 (PHP6 B)
Philippine Dealing & Exchange Corp. (PDEx)
(in million pesos)

Securities Summary

Tenor	Coupon Rate	Issue Date	Maturity Date
6 Years	5.1000%	9/1/2014	3/1/2020
7 Years	5.2006%	9/1/2014	9/1/2021
10 Years	5.7417%	9/1/2014	9/1/2024
5.3 Years	4.5095%	11/25/2015	2/25/2021
10 Years	4.7990%	11/25/2015	11/25/2025
10 Years	4.2005%	7/26/2016	7/26/2026
7 Years	5.1683%	5/18/2017	5/18/2024
5 Years	5.6630%	3/1/2018	3/1/2023
7 Years	6.0804%	3/1/2018	3/1/2025
5 Years	4.8643%	3/25/2020	3/25/2025
7 Years	5.0583%	3/25/2020	3/25/2027
3 Years	2.4565%	2/5/2021	8/5/2023
5 Years	3.8547%	2/5/2021	2/5/2026
7 Years	5.0994%	11/15/2021	11/15/2028
5 Years	5.6141%	4/22/2022	4/22/2027
7 Years	6.1175%	4/22/2022	4/22/2029
10 Years	6.5432%	4/22/2022	4/22/2032
2.5 Years	6.2069%	5/23/2023	11/23/2025
4 Years	6.2151%	5/23/2023	5/23/2027
6 Years	6.3275%	5/23/2023	5/23/2029
3 years	6.5754%	6/24/2024	6/24/2027
5 years	6.7537%	6/24/2024	6/24/2029
7 years	6.9650%	6/24/2024	6/24/2031
3 years	6.0282%	2/25/2025	2/25/2028
6 years	6.2113%	2/25/2025	2/25/2031
10 years	6.4784%	2/25/2025	2/25/2035
5 years	5.9096%	11/17/2025	11/17/2030
7 years	6.0858%	11/17/2025	11/17/2032
10 years	6.2855%	11/17/2025	11/17/2035

Monthly Trade Summary

Month	2014	2015	2016	2017	2018	2019	2020	2021	2022	2023	2024	2025	2026
Jan	0.00	17.50	343.39	203.47	116.83	117.89	366.14	189.04	618.33	385.20	339.83	414.56	241.72
Feb	0.00	51.44	278.22	120.40	422.99	172.56	266.86	865.42	243.23	221.21	276.93	354.12	339.32
Mar	0.00	272.95	325.16	216.35	392.48	162.00	1,612.54	473.46	355.48	696.43	223.88	580.79	165.28
Apr	0.00	52.22	171.25	123.52	272.04	151.61	260.36	369.72	643.52	268.23	266.71	262.04	178.28
May	0.00	228.78	171.97	1,187.83	402.56	800.48	637.47	299.01	560.20	519.02	206.91	278.62	83.25
Jun	0.00	57.93	64.77	302.67	310.64	553.61	1,667.47	344.26	496.54	280.13	503.13	253.62	215.38
Jul	0.00	13.17	339.27	479.90	262.90	1,023.66	705.28	247.48	152.82	318.67	387.97	494.35	221.79
Aug	0.00	6.52	314.42	245.06	289.22	653.47	565.94	151.53	480.65	513.89	384.45	269.58	0.00
Sep	379.73	11.65	180.61	241.90	190.75	553.08	433.73	182.25	209.28	259.00	417.93	343.09	0.00
Oct	151.53	32.49	143.24	148.28	113.91	387.58	696.29	253.10	206.19	222.88	902.42	252.20	0.00
Nov	103.64	313.46	119.19	294.59	158.40	533.05	212.62	262.04	334.45	227.64	256.11	716.09	0.00
Dec	61.26	73.48	105.74	221.77	79.12	502.29	766.44	163.47	288.57	270.25	176.24	431.82	0.00
TOTAL	696.16	1,131.59	2,557.22	3,785.74	3,011.82	5,611.28	8,191.14	3,800.78	4,589.26	4,182.55	4,342.51	4,650.87	1,445.01

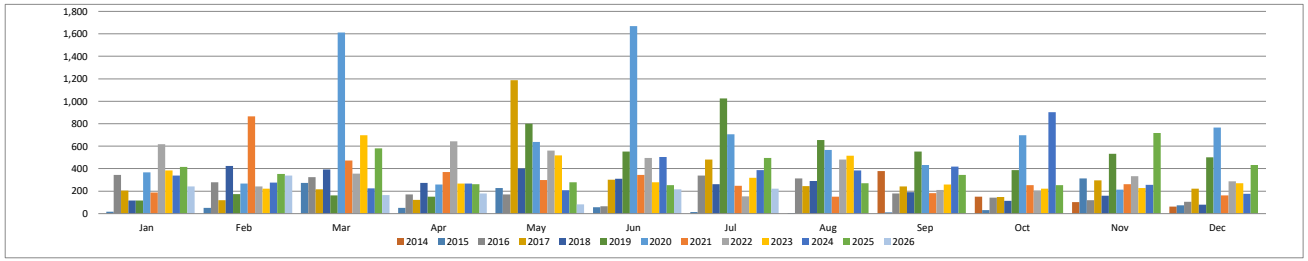

As of End of July 2026

NOTE: Data contained in these tables is based on data generated by the PDEx Trading System.
The PDS Group makes no further representation or warranty regarding the accuracy and completeness thereof.

STIESG BONDS DUE 2024 (PHP 2.18 B), 2027 (PHP 0.82 B)
Philippine Dealing & Exchange Corp. (PDEx)
(in million pesos)

Securities Summary

Tenor	Coupon Rate	Issue Date	Maturity Date
7 Years	5.8085%	3/23/2017	3/23/2024
10 Years	6.3756%	3/23/2017	3/23/2027

Monthly Trade Summary

Month	2017	2018	2019	2020	2021	2022	2023	2024	2025	2026
Jan	0.00	5.06	0.50	18.70	18.80	5.60	0.00	0.00	0.00	0.00
Feb	0.00	4.93	0.00	58.00	20.26	36.27	1.05	2.12	0.00	0.00
Mar	0.00	1.00	0.00	1.50	34.39	6.07	15.61	0.00	0.00	0.00
Apr	7.76	6.10	0.20	94.87	5.73	60.70	20.00	0.00	0.00	0.00
May	13.15	2.40	0.00	6.10	1.00	41.11	172.53	0.00	0.00	0.00
Jun	35.50	4.50	0.00	47.00	6.92	84.45	5.40	0.00	2.00	1.00
Jul	40.00	0.00	4.55	67.45	18.20	25.58	5.85	0.00	0.00	0.00
Aug	37.00	1.95	56.00	105.34	31.75	5.79	1.00	0.00	0.00	0.00
Sep	20.70	2.00	55.00	104.78	24.29	4.03	0.00	0.00	0.00	0.00
Oct	13.55	0.50	6.65	27.57	88.15	0.00	1.00	11.05	0.00	0.00
Nov	4.30	0.70	3.50	26.70	10.80	0.12	10.00	0.00	5.50	0.00
Dec	31.00	0.00	15.63	70.92	20.44	100.62	1.00	0.00	7.56	0.00
TOTAL	202.97	29.14	142.03	628.93	280.73	370.35	233.44	13.17	15.06	1.00

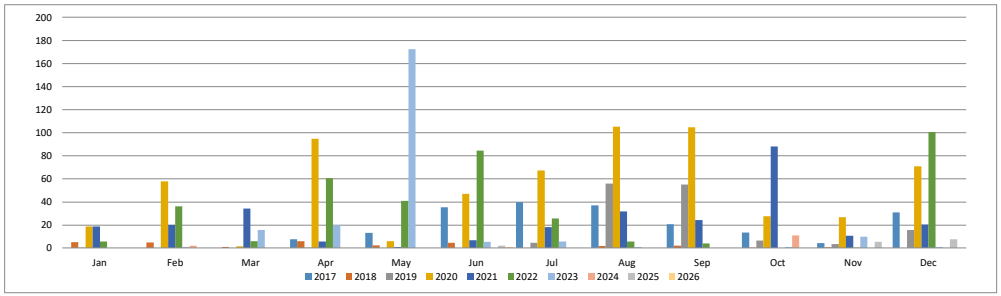

As of End of July 2026

NOTE: Data contained in these tables is based on data generated by the PDEx Trading System.
The PDS Group makes no further representation or warranty regarding the accuracy and completeness thereof.

TDI BONDS DUE 2015 (PHP 5 B)
Philippine Dealing & Exchange Corp. (PDEx)
(in million pesos)

Securities Summary				Monthly Trade Summary						
Tenor	Coupon Rate	Issue Date	Maturity Date	Month	2010	2011	2012	2013	2014	2015
5 Years	8.0550%	2/12/2010	2/13/2015	Jan	0.00	15.00	1.00	1.00	2.79	2.00
				Feb	0.00	3.50	1.20	3.55	2.00	0.00
				Mar	0.00	37.21	12.50	1.00	37.25	0.00
				Apr	0.00	36.00	0.45	55.80	20.30	0.00
				May	0.00	15.20	0.00	49.45	35.70	0.00
				Jun	0.00	10.50	3.10	1.10	21.94	0.00
				Jul	0.00	10.50	0.10	2.10	56.93	0.00
				Aug	25.00	20.27	0.10	3.75	29.07	0.00
				Sep	140.78	49.90	1.70	0.00	20.10	0.00
				Oct	115.00	4.70	10.11	19.00	5.00	0.00
				Nov	150.11	0.30	30.00	34.90	0.00	0.00
				Dec	0.00	0.00	0.00	8.15	0.00	0.00
				TOTAL	430.89	203.08	60.26	179.80	231.07	2.00

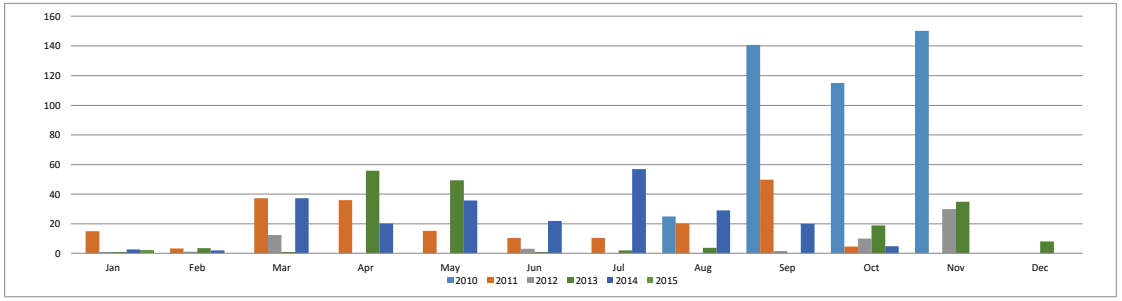

As of End of July 2026

NOTE: Data contained in these tables is based on data generated by the PDEx Trading System.
The PDS Group makes no further representation or warranty regarding the accuracy and completeness thereof.

TEL BONDS DUE 2021 (PHP 12.4 B), 2024 (PHP 2.6 B)
Philippine Dealing & Exchange Corp. (PDEx)
(in million pesos)

Securities Summary

Tenor	Coupon Rate	Issue Date	Maturity Date
7 Years	5.2250%	2/6/2014	2/6/2021
10 Years	5.2813%	2/6/2014	2/6/2024

Monthly Trade Summary

Month	2014	2015	2016	2017	2018	2019	2020	2021	2022	2023	2024
Jan	0.00	20.15	44.95	42.11	47.30	16.93	30.80	3.00	10.50	8.40	0.00
Feb	539.47	39.37	20.29	20.60	140.74	28.47	22.93	60.00	5.60	1.60	0.00
Mar	95.91	62.88	24.48	21.95	41.50	48.83	3.00	1.50	2.00	0.00	0.00
Apr	10.44	13.19	47.50	6.05	119.27	7.70	8.48	0.00	2.40	4.60	0.00
May	67.39	32.40	126.51	54.40	31.72	58.46	23.18	10.00	0.00	8.60	0.00
Jun	292.83	14.16	56.71	42.10	45.00	114.11	10.85	21.25	0.00	2.00	0.00
Jul	358.52	25.34	38.09	14.42	80.40	882.83	32.31	0.60	0.00	22.00	0.00
Aug	141.42	12.87	71.16	131.91	3.50	29.98	78.33	2.50	0.64	4.00	0.00
Sep	212.13	31.38	36.49	133.60	61.40	240.38	56.25	0.00	0.00	0.00	0.00
Oct	70.56	146.75	37.86	39.90	43.83	20.38	12.00	3.00	0.00	0.00	0.00
Nov	7.06	11.71	20.03	13.17	20.94	4.20	7.80	0.00	1.00	5.00	0.00
Dec	5.39	72.38	26.70	62.77	11.87	13.18	77.92	2.05	0.00	0.00	0.00
TOTAL	1,801.12	482.58	550.77	582.99	647.47	1,465.45	363.85	103.90	22.14	56.20	0.00

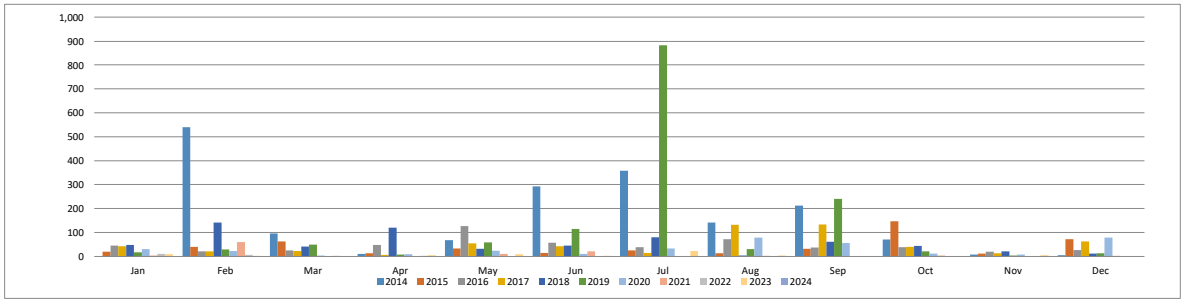

As of End of July 2026

NOTE: Data contained in these tables is based on data generated by the PDEx Trading System.
The PDS Group makes no further representation or warranty regarding the accuracy and completeness thereof.

VLL BONDS DUE 2019 (PHP 4.3 B), 2021 (PHP 0.7 B), 2024 (PHP 3.0 B),2027 (PHP 2.0 B) , 2023 (PHP 6.5 B), 2025 (PHP 3.5) 2025 (PHP 10 B), 2026 (PHP 3.16931 B), 2028 (PHP 2.83069 B)
Philippine Dealing & Exchange Corp. (PDEx)
(in million pesos)

Securities Summary

Tenor	Coupon Rate	Issue Date	Maturity Date
5.5 Years	5.6542%	5/9/2014	11/9/2019
7 Years	5.9437%	5/9/2014	5/9/2021
7 Years	5.7512%	8/8/2017	8/8/2024
10 Years	6.2255%	8/8/2017	8/8/2027
5 Years	8.0000%	12/21/2018	12/21/2023
7 Years	8.2500%	12/21/2018	12/21/2025
5.5 Years	5.6992%	12/18/2019	6/18/2025
3 Years	7.5426%	12/6/2023	12/6/2026
5 Years	7.6886%	12/6/2023	12/6/2028

Monthly Trade Summary

Month	2014	2015	2016	2017	2018	2019	2020	2021	2022	2023	2024	2025	2026
Jan	0.00	0.00	107.90	18.00	3.00	35.30	150.28	178.05	280.90	22.85	296.05	26.75	4.40
Feb	0.00	0.00	58.02	0.00	2.80	60.55	224.76	364.08	6.75	0.05	62.27	173.30	4.90
Mar	0.00	138.30	62.05	0.00	2.00	46.10	1,706.85	166.72	34.54	38.00	62.23	175.05	3.80
Apr	0.00	1.00	126.22	0.00	0.00	9.30	104.14	299.12	99.43	10.35	72.15	28.60	1.30
May	25.00	201.00	28.19	1.00	0.85	163.69	163.49	76.16	9.50	0.00	192.10	2.00	0.00
Jun	1.40	243.00	53.97	0.00	0.00	26.38	92.80	174.89	7.00	6.00	139.90	5.50	1.00
Jul	0.30	67.35	84.24	0.80	3.00	205.78	2,109.58	108.73	28.23	3.58	43.18	15.90	5.00
Aug	0.50	7.65	31.50	610.11	15.24	174.10	154.55	839.46	41.94	3.60	33.80	21.20	0.00
Sep	0.00	1.60	0.00	86.67	0.50	36.33	139.58	440.44	3.05	53.50	7.10	119.40	0.00
Oct	1.00	44.40	0.00	7.06	1.00	56.21	75.68	51.92	6.20	1.00	51.50	23.54	0.00
Nov	0.00	17.82	17.00	2.70	0.45	97.56	79.66	3.80	16.70	10.00	2.00	18.06	0.00
Dec	0.60	53.15	57.44	20.71	115.15	129.07	293.69	8.66	55.00	231.74	64.50	1.50	0.00
TOTAL	28.80	775.28	626.54	747.05	143.99	1,040.36	5,295.05	2,712.02	589.24	380.67	1,026.77	610.80	20.40

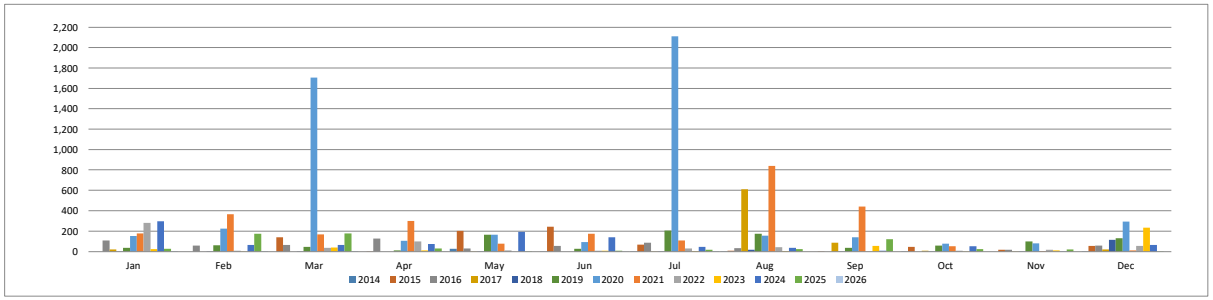

As of End of July 2026

NOTE: Data contained in these tables is based on data generated by the PDEx Trading System.
The PDS Group makes no further representation or warranty regarding the accuracy and completeness thereof.

AUB BONDS DUE 2022 (PHP 7.0 B)
Philippine Dealing & Exchange Corp. (PDEx)
(in million pesos)

Securities Summary

Tenor	Coupon Rate	Issue Date	Maturity Date
3 Years	4.6250%	11/7/2019	11/7/2022

Monthly Trade Summary

Month	2019	2020	2021	2022
Jan	0.00	0.00	12.45	1.00
Feb	0.00	206.00	6.95	0.00
Mar	0.00	0.00	0.00	0.00
Apr	0.00	1.50	5.80	2.10
May	0.00	45.00	63.30	0.00
Jun	0.00	99.50	42.40	0.00
Jul	0.00	45.50	1.00	0.00
Aug	0.00	66.50	0.00	1.00
Sep	0.00	45.35	0.00	0.00
Oct	0.00	2.40	0.00	0.00
Nov	33.60	2.20	56.50	0.00
Dec	0.00	2.80	10.00	0.00
TOTAL	33.60	516.75	198.40	4.10

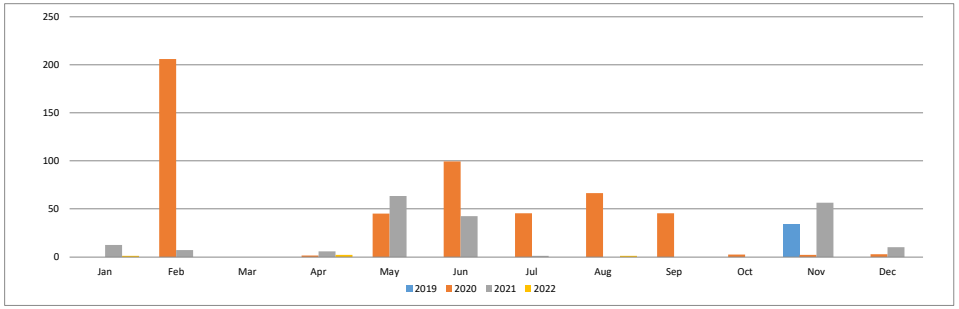

As of End of July 2026

NOTE: Data contained in these tables is based on data generated by the PDEx Trading System.
The PDS Group makes no further representation or warranty regarding the accuracy and completeness thereof.

BDO LTNCTD DUE 2020 (PHP 7.5B), 2023 (PHP 11.8 B), 2023 (PHP 8.2B), 2024 (PHP 7.32), 2025 (PHP 6.5 B),
BDO BONDS DUE 2020 (PHP 35B), DUE 2022 (PHP 40.1 B), (PHP 36 B)
ASEAN Sustainability Bonds Due 2024 (PHP 52.7 B), 2025 (PHP 63.3B), DUE 2026 (PHP 55.70B),DUE 2027 (PHP 115B),ASEAN Sustainability Bonds Due 2029 (PHP 100 B) &ASEAN Sustainability Bonds Due 2028(PHP 132 B)
Philippine Dealing & Exchange Corp. (PDEx)
(in million pesos)

Securities Summary

Tenor	Coupon Rate	Issue Date	Maturity Date
5 Years	3.7500%	10/6/2015	8/17/2017
5.5 Years	3.6250%	8/18/2017	2/18/2023
5.5 Years	4.3750%	5/7/2017	11/7/2023
1.5 Years	6.4200%	2/11/2019	8/11/2020
5.5 Years	5.3750%	4/12/2019	10/12/2024
2.5 Years	4.4080%	2/3/2020	8/3/2022
1.75 Years	3.1250%	7/3/2020	4/3/2022
2 Years	2.9000%	1/28/2022	1/28/2024
1.5 Years	6.0250%	1/29/2024	7/29/2025
1.5 Years	6.3250%	7/24/2024	1/24/2026
3 Years	5.7125%	1/26/2026	1/26/2029

Monthly Trade Summary

Month	2015	2016	2017	2018	2019	2020	2021	2022	2023	2024	2025	2026
Jan	0.00	5.50	1.00	1.20	3.40	55.26	122.60	1,482.75	38.44	314.70	178.68	787.52
Feb	0.00	3.00	0.00	0.45	47.50	692.25	71.20	146.47	148.62	151.90	360.69	233.21
Mar	0.00	6.10	1.50	6.70	11.40	47.60	98.90	39.60	60.00	38.90	182.18	304.56
Apr	0.00	0.45	0.00	1.00	39.80	39.60	111.40	203.80	1,213.00	26.40	123.55	216.40
May	0.00	1.50	13.50	11.70	42.25	20.50	260.64	155.82	143.30	43.50	326.08	336.30
Jun	0.00	1.00	0.00	0.90	21.50	113.35	157.20	965.40	81.90	6.20	74.75	1,538.74
Jul	0.00	23.95	0.00	34.05	39.60	211.30	162.50	125.52	282.16	140.80	442.90	7,910.58
Aug	0.50	27.75	0.00	0.00	74.20	41.40	64.10	246.58	136.00	162.15	1,859.64	0.00
Sep	2.00	1.00	-	-	57.10	58.75	130.95	1,952.89	134.70	83.40	446.87	0.00
Oct	0.00	1.50	50.00	11.00	57.05	2,575.40	299.95	23.30	49.00	148.64	365.57	0.00
Nov	0.00	0.50	1.30	11.50	150.44	63.60	94.30	59.00	73.00	174.80	375.73	0.00
Dec	0.50	1.10	5.80	0.50	35.90	105.80	54.40	33.42	7.10	56.00	278.19	0.00
TOTAL	3.00	73.35	73.10	79.00	580.14	4,024.81	1,628.14	5,434.55	2,367.22	1,347.39	5,014.83	11,327.31

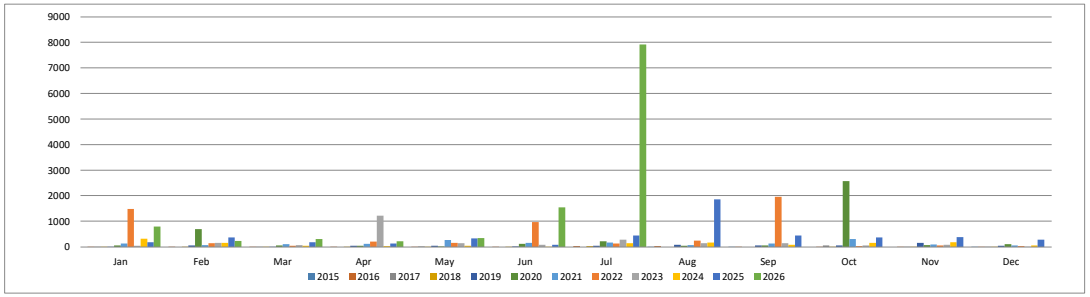

As of End of July 2026

NOTE: Data contained in these tables is based on data generated by the PDEx Trading System.
The PDS Group makes no further representation or warranty regarding the accuracy and completeness thereof.

BFSB BONDS DUE 2022 (PHP 9.6 B)
Philippine Dealing & Exchange Corp. (PDEx)
(in million pesos)

Securities Summary

Tenor	Coupon Rate	Issue Date	Maturity Date
2.5 Years	4.3000%	12/16/2019	6/16/2022

Monthly Trade Summary

Month	2019	2020	2021	2022
Jan	0.00	0.00	0.50	166.45
Feb	0.00	9.50	4.20	11.00
Mar	0.00	10.50	9.00	0.00
Apr	0.00	53.00	1.00	1.00
May	0.00	9.00	3.25	0.00
Jun	0.00	26.60	5.30	0.00
Jul	0.00	27.50	1.00	0.00
Aug	0.00	9.50	21.00	0.00
Sep	0.00	5.30	7.10	0.00
Oct	0.00	25.15	0.00	0.00
Nov	0.00	5.00	100.00	0.00
Dec	44.80	20.30	5.00	0.00
TOTAL	44.80	201.35	157.35	178.45

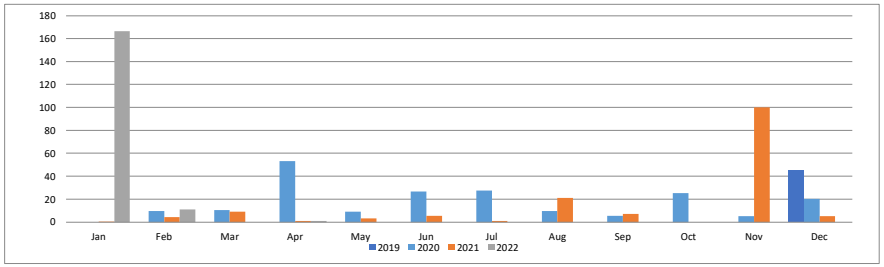

As of End of July 2026

NOTE: Data contained in these tables is based on data generated by the PDEx Trading System.
The PDS Group makes no further representation or warranty regarding the accuracy and completeness thereof.

BNCOM LTNCTD DUE 2025 (PHP 5.029 B), Bonds Due 2024 (PHP 7.5 B), Bonds Due 2025 (PHP 6.56975 B)
BNCOM Series C Bonds Due 2027 (PHP 10.00685 B) & BNCOM Series D Bonds Due 2030 (PHP 7.993150 B)
Philippine Dealing & Exchange Corp. (PDEx)
(in million pesos)

Securities Summary

Tenor	Coupon Rate	Issue Date	Maturity Date
5.5 Years	4.5000%	3/17/2020	9/17/2025
2 Years	5.0263%	7/29/2022	7/29/2024
1.5 Years	6.5635%	5/16/2024	11/16/2025
2 Years	6.1942%	2/19/2025	2/19/2027
5.5 Years	6.3494%	2/19/2025	2/19/2030

Monthly Trade Summary

Month	2020	2021	2022	2023	2024	2025	2026
Jan	0.00	18.20	0.00	3.50	18.00	20.00	12.70
Feb	0.00	5.00	0.30	4.00	30.80	143.55	46.80
Mar	0.00	0.65	1.00	5.50	9.20	66.00	15.20
Apr	0.00	0.00	20.00	3.35	0.00	0.40	16.20
May	0.00	5.60	1.00	4.65	161.60	60.50	10.20
Jun	0.00	1.60	0.50	4.35	5.40	24.50	10.60
Jul	0.00	0.17	166.50	16.50	0.00	21.10	102.65
Aug	1.59	0.25	13.60	3.60	0.00	4.50	0.00
Sep	4.00	0.00	31.25	1.20	8.00	33.30	0.00
Oct	0.50	1.50	0.00	406.20	2.00	29.70	0.00
Nov	3.00	0.50	0.00	1.00	4.00	1.00	0.00
Dec	0.00	0.00	2.10	0.00	0.00	100.40	0.00
TOTAL	9.09	33.47	236.25	453.85	239.00	504.95	214.35

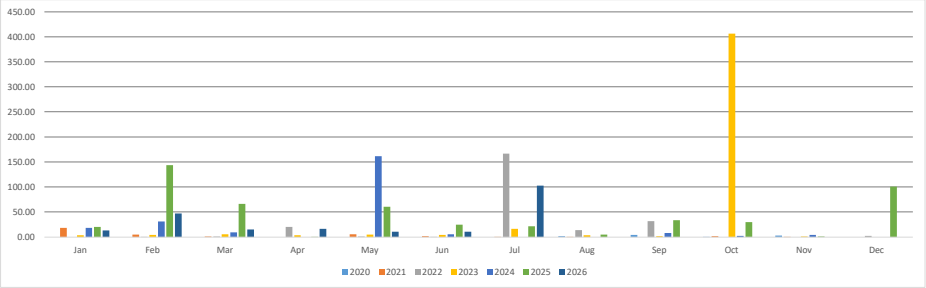

As of End of July 2026

NOTE: Data contained in these tables is based on data generated by the PDEx Trading System.
The PDS Group makes no further representation or warranty regarding the accuracy and completeness thereof.

BPI LTNCTD DUE 2023 (PHP 12.2408 B), DUE 2025 (PHP 3.1199 B); BPI BONDS DUE 2020 (PHP 25.0 B), 2022 (PHP 15.3282 B)
2021(PHP 33.896 B), 2022 (PHP 21.5 B), 2024 (PHP 27.0 B), 2024 (PHP 20.3 B), 2025 (PHP 36.6608B), 2026 (PHP 33.70B), 2026 (PHP 40 B), 2028 (PHP 50B)
Philippine Dealing & Exchange Corp. (PDEx)
(in million pesos)

Securities Summary

Tenor	Coupon Rate	Issue Date	Maturity Date
5.5 Years	3.7500%	11/24/2023	5/24/2023
1.25 Years	6.7970%	12/6/2018	3/6/2020
2 Years	4.2423%	1/24/2020	1/24/2022
1.5 Years	4.0500%	3/27/2020	9/27/2021
1.75 Years	3.0500%	8/7/2020	5/7/2022
2 Years	2.8068%	1/31/2022	1/31/2024
1.5 Years	5.7500%	1/30/2023	7/30/2024
1.5 Years	6.4250%	11/13/2023	5/13/2025
1.5 Years	6.2000%	8/9/2024	2/9/2026
1.5 Years	5.8500%	6/20/2025	12/10/2026
2 Years	5.4050%	2/13/2026	2/13/2028

Monthly Trade Summary

Month	2017	2018	2019	2020	2021	2022	2023	2024	2025	2026
Jan	0.00	0.00	27.58	1,501.95	163.20	1,338.11	79.44	75.00	94.78	45.74
Feb	0.00	8.00	66.60	61.70	156.95	119.86	153.79	24.00	222.15	762.80
Mar	0.00	9.50	60.61	14.00	112.91	22.26	57.35	29.60	26.50	193.15
Apr	0.00	10.70	88.60	1,280.16	72.50	17.26	484.23	147.50	48.77	176.10
May	0.00	3.50	9.00	101.75	217.10	18.50	190.53	9.50	23.30	52.96
Jun	0.00	1.50	66.40	70.00	153.15	267.00	61.37	43.41	132.55	141.28
Jul	0.00	20.00	525.91	63.98	57.15	18.00	167.56	22.00	105.70	103.10
Aug	0.00	0.00	100.30	633.20	208.53	134.50	156.72	2,893.05	19.30	0.00
Sep	0.00	0.50	22.30	186.70	172.37	832.20	191.97	92.84	131.10	0.00
Oct	0.00	0.50	309.80	171.90	119.63	39.10	114.50	65.50	102.15	0.00
Nov	0.00	0.00	52.00	99.12	64.60	64.00	2,509.70	80.70	105.29	0.00
Dec	0.00	18.80	46.25	190.20	24.50	143.28	133.91	151.10	136.16	0.00
TOTAL	0.00	73.00	1,375.35	4,374.65	1,522.59	3,014.07	4,301.07	3,634.20	1,147.75	1,475.13

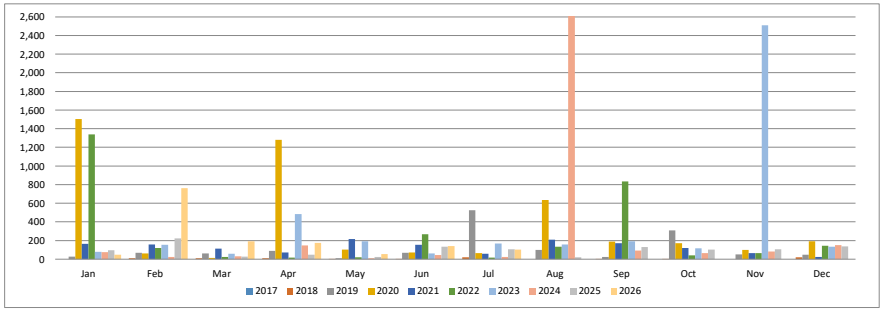

As of End of July 2026

NOTE: Data contained in these tables is based on data generated by the PDEx Trading System.
The PDS Group makes no further representation or warranty regarding the accuracy and completeness thereof.

CHIB LTNCTD DUE 2022 (PHP 9.588 B), 2022 (PHP 6.348 B), 2024 (PHP 10.250 B), CHIB BONDS DUE 2021 (PHP 30 B), 2022 (PHP 15 B), 2024 (PHP 20 B)
Philippine Dealing & Exchange Corp. (PDEx)
(in million pesos)

Securities Summary

Tenor	Coupon Rate	Issue Date	Maturity Date
5.5 Years	3.2500%	11/18/2016	5/18/2022
5.5 Years	3.6500%	6/2/2017	12/2/2022
5.5 Years	4.5500%	7/12/2018	1/12/2024
2 Years	2.7500%	10/22/2020	10/22/2022
3 Years	2.5000%	2/18/2021	2/18/2024

Monthly Trade Summary

Month	2016	2017	2018	2019	2020	2021	2022	2023	2024
Jan	0.00	5.85	8.55	0.30	18.20	64.60	282.60	0.45	41.40
Feb	0.00	2.00	14.05	2.00	70.70	65.80	109.75	5.50	15.00
Mar	0.00	2.10	3.20	0.20	57.80	139.20	35.50	6.05	0.00
Apr	0.00	10.00	1.00	53.50	3.00	22.60	28.75	1.00	0.00
May	0.00	3.50	19.70	0.00	41.30	73.95	15.35	151.10	0.00
Jun	0.00	2.40	0.00	3.00	51.60	81.20	45.95	79.40	0.00
Jul	0.00	31.60	7.25	1,030.69	52.30	43.35	39.30	73.30	0.00
Aug	0.00	1.05	5.75	207.80	31.90	19.90	431.40	762.30	0.00
Sep	0.00	4.90	4.50	8.81	71.35	73.15	56.75	606.70	0.00
Oct	0.00	31.50	1.70	8.40	315.10	98.30	127.30	201.30	0.00
Nov	0.00	15.05	6.50	35.70	110.90	17.55	1.10	107.30	0.00
Dec	5.00	1.10	20.30	17.75	48.60	161.10	5.50	24.00	0.00
TOTAL	5.00	111.05	92.50	1,368.15	872.75	860.70	1,179.25	2,018.40	56.40

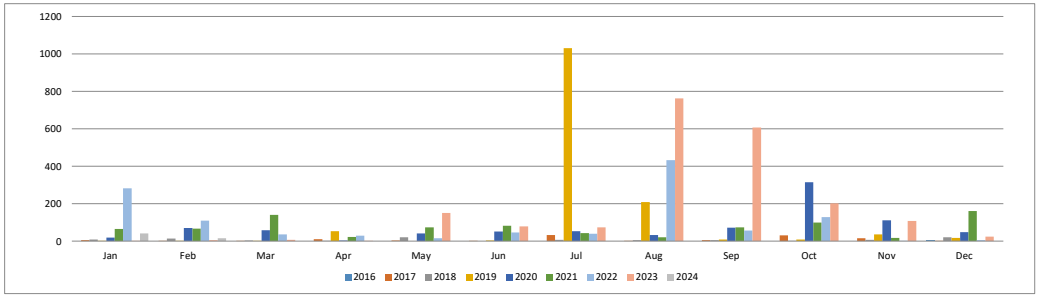

As of End of July 2026

NOTE: Data contained in these tables is based on data generated by the PDEx Trading System.
The PDS Group makes no further representation or warranty regarding the accuracy and completeness thereof.

DBP ASEAN Sustainability BONDS DUE 2021 (PHP 18.125 B), BONDS DUE 2022 (PHP 21 B), BONDS DUE 2024 (PHP 12 B), BONDS DUE 2025 (PHP 3.875B), BONDS DUE 2025 (PHP 8.75B),
BONDS DUE 2026 (PHP 3.7562B) , BONDS DUE 2027 (PHP 7.2438B) , BONDS DUE 2028 (PHP 3.4570B) & BONDS DUE 2030 (PHP 4.7930B)
Philippine Dealing & Exchange Corp. (PDEx)
(in million pesos)

Securities Summary

Tenor	Coupon Rate	Issue Date	Maturity Date
2 Years	4.2500%	11/11/2019	11/11/2021
2 Years	2.5000%	12/11/2020	12/11/2022
2.5 Years	4.0500%	5/4/2022	11/4/2024
1.5 Years	6.4126%	7/27/2023	1/27/2025
1.5 Years	6.1020%	2/12/2024	8/12/2025
1.5 Years	6.0503%	12/13/2024	6/13/2026
3 Years	6.1294%	12/13/2024	12/13/2027
3 Years	5.8751%	6/20/2025	6/20/2028
5 Years	6.1454%	6/20/2025	6/20/2030

Monthly Trade Summary

Month	2019	2020	2021	2022	2023	2024	2025	2026
Jan	0.00	1.10	114.50	17.00	20.00	1.80	0.00	0.00
Feb	0.00	511.00	24.00	239.30	0.00	955.00	0.00	0.00
Mar	0.00	312.00	58.90	11.00	0.00	0.00	0.00	0.00
Apr	0.00	0.00	5.00	0.50	0.00	0.00	0.00	0.00
May	0.00	0.00	81.12	437.00	0.00	0.00	0.00	0.00
Jun	0.00	4.10	0.00	6.50	0.00	0.00	0.00	0.00
Jul	0.00	2.00	6.00	7.30	250.00	0.00	0.00	0.00
Aug	0.00	99.63	56.00	24.00	26.00	0.00	0.00	0.00
Sep	0.00	5.30	43.00	0.00	0.00	0.00	4.00	0.00
Oct	0.00	49.47	9.20	8.20	0.00	0.00	0.00	0.00
Nov	268.10	0.00	9.50	174.20	0.00	0.00	0.00	0.00
Dec	0.00	323.82	2.00	0.00	0.00	0.00	0.00	0.00
TOTAL	268.10	1,308.42	409.22	925.00	296.00	956.80	4.00	0.00

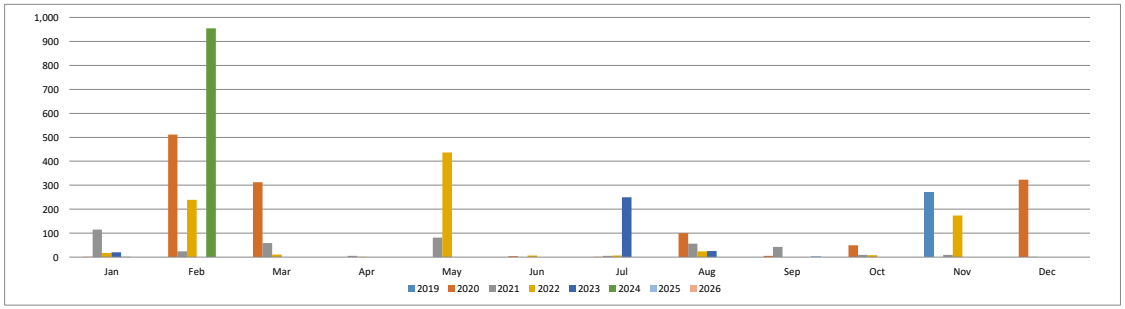

As of End of July 2026

NOTE: Data contained in these tables is based on data generated by the PDEx Trading System.
The PDS Group makes no further representation or warranty regarding the accuracy and completeness thereof.

EW LTNCTD DUE 2022 (PHP 10.0 B), (PHP 2.45067 B), EW Bonds Due 2023 (PHP 3.700 B)
Philippine Dealing & Exchange Corp. (PDEx)
(in million pesos)

Securities Summary

Tenor	Coupon Rate	Issue Date	Maturity Date
7 Years	8.0550%	2/12/2010	2/13/2015
10 Years	8.0550%	2/12/2010	2/13/2015
5.5 Years	4.0000%	3/21/2017	9/21/2022
5.5 Years	4.6250%	6/7/2018	12/7/2023
3 Years	4.5000%	2/21/2020	2/21/2023

Monthly Trade Summary

Month	2017	2018	2019	2020	2021	2022	2023
Jan	0.00	3.50	1.61	1.50	10.35	0.25	0.00
Feb	0.00	0.05	0.00	0.00	3.50	1.00	0.00
Mar	0.00	0.00	0.00	0.20	2.65	4.50	0.00
Apr	0.00	5.35	0.05	1.60	0.00	4.00	0.00
May	0.00	1.00	0.00	50.50	28.35	1.90	0.00
Jun	0.00	3.00	1.40	7.20	7.50	3.00	0.00
Jul	0.00	0.00	0.00	23.20	1.00	16.00	2.00
Aug	20.00	0.15	2.10	17.45	13.87	10.00	0.00
Sep	0.30	0.50	0.00	8.40	1.35	0.00	0.00
Oct	5.65	0.50	0.40	12.50	35.40	0.00	0.00
Nov	3.20	0.05	0.40	2.00	4.40	3.00	0.00
Dec	1.00	0.20	0.00	0.60	9.10	0.00	0.00
TOTAL	30.15	14.30	5.96	125.15	117.47	43.65	2.00

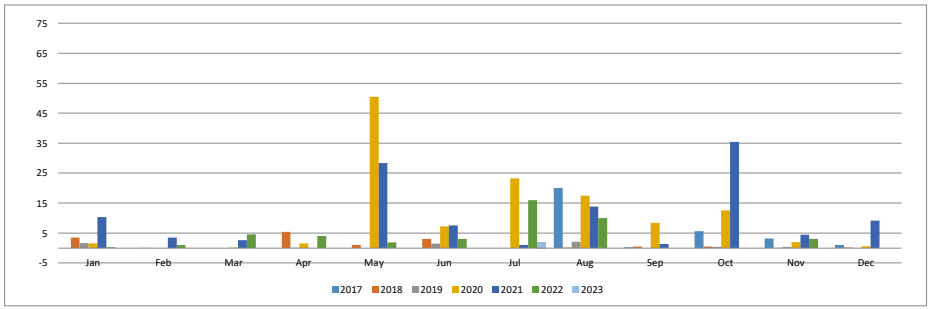

As of End of July 2026

NOTE: Data contained in these tables is based on data generated by the PDEx Trading System.
The PDS Group makes no further representation or warranty regarding the accuracy and completeness thereof.

LBP LTNCTD DUE 2021 (PHP 6.00 B), LBP BOND DUE 2022 (PHP 5.00 B), LBP DUE 2027 (PHP 34.21550B), LBP DUE 2029 (PHP 15.78450 B)
Philippine Dealing & Exchange Corp. (PDEx)
(in million pesos)

Securities Summary

Tenor	Coupon Rate	Issue Date	Maturity Date
6 Years	3.7500%	10/9/2015	4/9/2021
2 Years	2.5872%	11/17/2020	11/17/2022
1.5 Years	5.1714%	2/16/2026	8/16/2027
3 Years	5.5615%	2/16/2026	2/16/2029

Monthly Trade Summary

Month	2015	2016	2017	2018	2019	2020	2021	2022	2023	2024	2025	2026
Jan	0.00	6.00	6.00	0.00	0.00	3.40	0.00	0.00	0.00	0.00	0.00	0.00
Feb	0.00	3.00	6.20	1.00	0.20	2.50	0.00	0.00	0.00	0.00	0.00	88.29
Mar	0.00	5.20	4.00	2.00	0.00	0.00	0.00	1.00	0.00	0.00	0.00	23.40
Apr	0.00	7.00	3.00	2.00	4.00	0.00	2.00	0.00	0.00	0.00	0.00	3.01
May	0.00	31.70	1.70	0.20	1.70	0.00	10.00	0.00	0.00	0.00	0.00	6.45
Jun	0.00	29.70	0.00	0.30	1.00	3.00	0.50	0.81	0.00	0.00	0.00	12.05
Jul	0.00	0.70	3.20	4.00	0.00	0.00	0.00	0.00	0.00	0.00	0.00	61.14
Aug	0.00	0.25	9.00	0.00	0.00	0.00	0.00	18.70	0.00	0.00	0.00	0.00
Sep	0.00	0.00	6.00	1.00	7.70	0.00	0.00	1.00	0.00	0.00	0.00	0.00
Oct	0.00	14.00	0.00	3.00	0.00	1.05	21.00	0.00	0.00	0.00	0.00	0.00
Nov	0.00	36.55	10.60	2.00	2.00	1.00	0.00	0.00	0.00	0.00	0.00	0.00
Dec	1.00	4.50	0.00	0.00	3.00	2.00	0.00	0.00	0.00	0.00	0.00	0.00
TOTAL	1.00	138.60	49.70	15.50	19.60	12.95	33.50	21.51	0.00	0.00	0.00	194.34

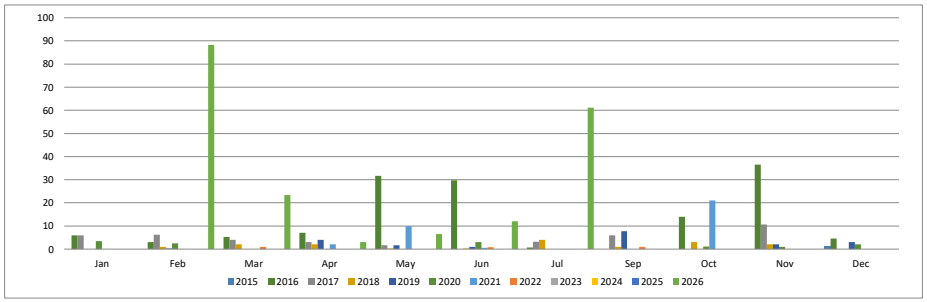

As of End of July 2026

NOTE: Data contained in these tables is based on data generated by the PDEx Trading System.
The PDS Group makes no further representation or warranty regarding the accuracy and completeness thereof.

MBT NOTES DUE 2017* (PHP 8.5 B), 2018* (PHP 5.5 B), 2019* (PHP 4.5 B), LTNCTD DUE 2020 (PHP 8 B), 2021 (PHP 6.25B), 2023 (PHP 8.65 B), 2024 (PHP 3.75 B), 2024 (PHP 8.68 B), MBT BONDS DUE 2020* (PHP 28B),2022 (PHP 17.5 B)
MBT BONDS DUE 2021 (PHP 11.25 B), (PHP 10.50 B), DUE 2023 (PHP 13.75 B), DUE 2026 (PHP 19.00 B), DUE 2024 (PHP 23.72 B), MBT Series F ASEAN Sustainability Bonds Due 2027 (PHP 35 B)
Philippine Dealing & Exchange Corp. (PDEx)
(in million pesos)

Securities Summary

Tenor	Coupon Rate	Issue Date	Maturity Date
10 Years	7.0000%	10/19/2007	10/22/2012*
10 Years	7.7500%	10/3/2008	10/3/2013*
10 Years	7.5000%	5/6/2009	5/7/2014*
6 Years	4.0000%	10/24/2014	4/24/2020
7 Years	4.2500%	11/21/2014	11/21/2021
7 Years	3.5000%	9/19/2016	9/29/2023
7 Years	3.8750%	7/20/2017	7/20/2024
5.5 Years	5.3750%	10/4/2018	4/4/2024
5.5 Years	5.3750%	10/4/2018	4/4/2024
2 Years	7.1500%	11/9/2018	11/9/2020
3 Years	6.3000%	4/11/2019	4/11/2022
1.25 Years	3.0000%	6/24/2020	9/24/2021
5.25 Years	3.6000%	6/4/2021	9/4/2026
1.5 years	5.0000%	10/28/2022	4/28/2024
1.5 years	5.4727%	4/14/2026	10/14/2027

Monthly Trade Summary

Month	2009	2010	2011	2012	2013	2014	2015	2016	2017	2018	2019	2020	2021	2022	2023	2024	2025	2026
Jan	0.00	54.10	60.30	1.00	0.00	0.00	0.00	26.00	1.50	1.00	99.63	147.45	68.95	62.40	16.20	21.50	2.00	14.50
Feb	0.00	24.30	21.00	22.50	0.00	0.00	0.00	14.20	26.00	10.50	36.00	467.41	145.05	81.50	14.50	45.00	0.00	0.00
Mar	0.00	9.60	10.00	11.00	0.00	0.00	5.35	5.20	8.90	17.50	43.45	78.83	215.40	32.55	56.87	7.00	20.50	14.70
Apr	0.00	35.30	2.70	51.50	0.00	0.00	9.50	27.00	1.50	2.00	358.50	99.00	161.00	67.50	28.00	23.00	0.00	5,684.30
May	1.00	13.34	33.00	31.00	10.00	0.00	2.00	5.65	44.10	8.00	49.30	98.38	318.20	62.05	12.50	1.00	0.00	15.70
Jun	109.80	5.00	0.00	0.60	0.00	0.00	1.50	2.30	7.75	2.30	133.03	174.50	166.40	12.52	9.10	20.00	0.00	92.50
Jul	99.50	11.20	15.50	1.00	0.00	0.00	24.00	0.00	30.40	9.00	1,047.29	205.95	140.30	20.60	15.70	2.00	10.50	3.50
Aug	41.50	52.47	9.90	9.00	0.00	0.00	16.00	14.60	12.50	6.40	116.89	156.65	124.40	1,040.00	3.10	85.00	20.00	0.00
Sep	39.60	28.00	0.00	0.00	0.00	0.00	7.60	3.00	11.55	3.00	230.91	176.40	80.00	19.00	32.00	0.00	0.00	0.00
Oct	30.00	82.80	6.00	1.50	0.00	0.00	25.50	1.00	18.35	6.00	1,011.40	61.75	121.30	54.70	3.00	8.00	23.00	0.00
Nov	15.00	6.90	5.00	0.50	0.00	0.00	26.55	7.30	34.70	325.60	187.70	35.30	53.00	43.20	12.00	4.00	12.50	0.00
Dec	20.70	60.87	1.10	0.00	0.00	0.00	10.10	101.00	7.00	28.80	75.85	151.65	125.50	10.50	17.50	0.00	5.00	0.00
TOTAL	357.10	383.87	164.50	129.60	10.00	0.00	128.10	207.25	204.25	420.10	3,389.94	1,853.27	1,719.50	1,506.52	220.47	216.50	93.50	5,825.20

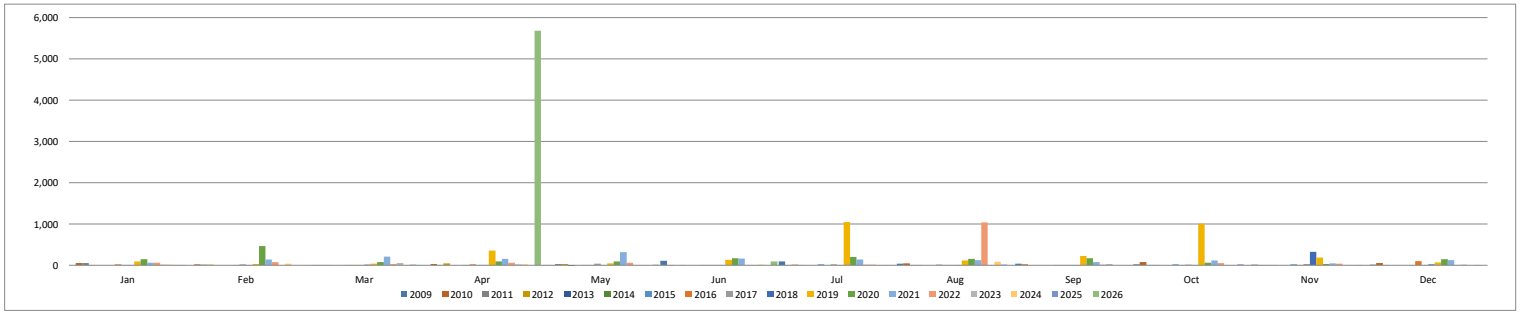

As of End of July 2026

NOTE: Data contained in these tables is based on data generated by the PDEx Trading System.
The PDS Group makes no further representation or warranty regarding the accuracy and completeness thereof.

OMLF BONDS DUE 2021 (PHP 4.16 B)
Philippine Dealing & Exchange Corp. (PDEx)
(in million pesos)

Securities Summary				Monthly Trade Summary			
Tenor	Coupon Rate	Issue Date	Maturity Date	Month	2019	2020	2021
2 Years	4.5500%	11/15/2019	11/15/2021	Jan	0.00	0.00	10.80
				Feb	0.00	0.00	0.00
				Mar	0.00	15.50	1.20
				Apr	0.00	0.00	0.00
				May	0.00	6.00	0.00
				Jun	0.00	6.50	3.50
				Jul	0.00	0.50	1.10
				Aug	0.00	0.50	1.00
				Sep	0.00	1.00	23.50
				Oct	0.00	0.00	0.00
				Nov	0.00	1.30	0.00
				Dec	3.50	0.00	0.00
				TOTAL	3.50	31.30	41.10

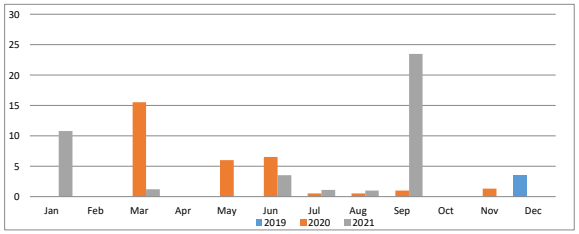

As of End of July 2026

NOTE: Data contained in these tables is based on data generated by the PDEx Trading System.
The PDS Group makes no further representation or warranty regarding the accuracy and completeness thereof.

PBCOM LTNCTD DUE 2024 (PHP 2.902730 B)

PBCOM PHP Fixed Rate Series A Bonds Due 2026 (PHP 7.6938 B)
Philippine Dealing & Exchange Corp. (PDEx)
(in million pesos)

Securities Summary

Tenor	Coupon Rate	Issue Date	Maturity Date
5.5 Years	5.6250%	10/8/2018	4/8/2024
1.5 Years	6.0796%	11/5/2024	5/5/2026

Monthly Trade Summary

Month	2018	2019	2020	2021	2022	2023	2024	2025	2026
Jan	0.00	0.50	0.00	0.50	0.00	0.00	0.00	0.00	22.20
Feb	0.00	0.00	0.00	0.00	0.00	0.00	0.00	0.00	13.50
Mar	0.00	0.80	2.50	2.00	0.00	0.00	0.00	0.00	8.00
Apr	0.00	0.00	0.00	0.00	0.00	0.00	0.00	16.85	0.00
May	0.00	0.00	0.00	0.00	1.00	0.00	0.00	0.00	0.00
Jun	0.00	0.00	0.50	0.50	0.00	0.00	0.00	16.95	0.00
Jul	0.00	0.00	2.70	0.00	0.00	0.00	0.00	0.00	0.00
Aug	0.00	0.00	0.00	0.00	0.00	0.00	0.00	1.00	0.00
Sep	0.00	0.00	0.00	0.25	5.00	0.00	0.00	2.00	0.00
Oct	0.00	0.00	0.00	0.00	0.00	0.00	0.00	54.00	0.00
Nov	0.00	0.00	8.00	0.00	0.00	0.00	77.95	0.00	0.00
Dec	0.00	0.00	0.00	0.00	0.10	0.00	0.00	40.00	0.00
TOTAL	0.00	1.30	13.70	3.25	6.10	0.00	77.95	130.80	43.70

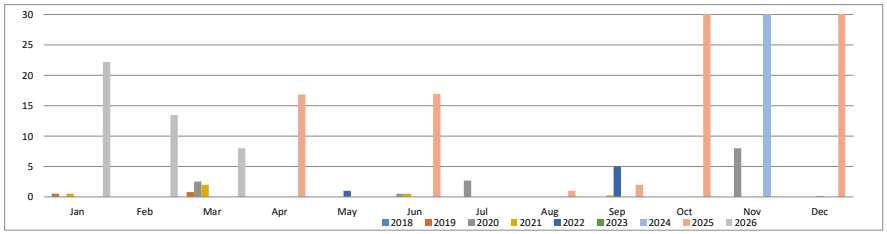

As of End of July 2026

NOTE: Data contained in these tables is based on data generated by the PDEx Trading System.
The PDS Group makes no further representation or warranty regarding the accuracy and completeness thereof.

PNB LTNCTD DUE 2020 (PHP 7.0 B), 2022 (PHP 5.380 B), 2022 (PHP 3.765 B),2023 (PHP 6.350), 2024 (PHP 8.22B) DUE 2025 (PHP 4.6 B),
PNB BOND DUE 2021 (PHP 13.85 B), PNB Series A ASEAN Sustainability Bonds Due 2028 (PHP 10.880 B), PNB Series B ASEAN Sustainability Bonds Due 2030 (PHP 4.820 B)
Philippine Dealing & Exchange Corp. (PDEx)
(in million pesos)

Securities Summary				Monthly Trade Summary													
Tenor	Coupon Rate	Issue Date	Maturity Date	Month	2014	2015	2016	2017	2018	2019	2020	2021	2022	2023	2024	2025	2026
5 .5 Years	4.1250%	12/12/2014	6/12/2020	Jan	0.00	0.00	13.00	1.00	2.00	0.50	20.20	25.80	3.60	2.50	2.00	0.00	26.70
5 .5 Years	3.2500%	12/6/2016	6/6/2022	Feb	0.00	0.50	7.60	2.50	10.50	25.40	14.40	55.40	11.10	2.50	0.00	0.00	5.00
5 .5 Years	3.7500%	4/27/2017	10/27/2022	Mar	0.00	1.50	0.00	402.00	2.50	8.00	88.90	40.25	6.20	3.00	0.70	0.00	20.70
5 .5 Years	3.8750%	10/26/2017	4/26/2023	Apr	0.00	0.60	7.00	1.50	0.90	1.70	11.00	46.40	9.00	20.60	0.00	0.00	0.50
5 .5 Years	5.7500%	2/27/2019	8/27/2024	May	0.00	1.00	4.50	1.50	6.20	17.30	15.10	40.80	11.50	15.20	0.20	0.00	12.00
3 Years	5.4877%	12/11/2025	12/11/2028	Jun	0.00	8.00	0.50	0.50	2.00	7.00	14.40	12.40	20.60	5.00	2.10	0.00	12.40
5 Years	5.7764%	12/11/2025	12/11/2030	Jul	0.00	3.00	0.00	3.55	0.00	105.20	15.20	103.30	8.00	1.10	0.00	0.00	25.00
				Aug	0.00	0.50	0.00	3.00	2.25	11.40	7.40	19.90	7.00	0.00	8.00	0.00	0.00
				Sep	0.00	13.50	4.00	12.50	2.00	58.80	112.25	10.90	0.30	1.00	0.00	0.00	0.00
				Oct	0.00	1.00	6.60	7.00	12.80	76.80	35.85	51.50	1.00	1.00	0.00	0.00	0.00
				Nov	0.00	1.00	0.00	1.40	0.50	17.60	16.35	20.40	10.00	0.00	0.00	0.00	0.00
				Dec	0.00	8.00	5.00	0.00	3.00	26.70	3.40	8.50	1.00	34.10	0.00	621.90	0.00
				TOTAL	0.00	38.60	48.20	436.45	44.65	356.40	354.45	435.55	89.30	86.00	13.00	621.90	102.30

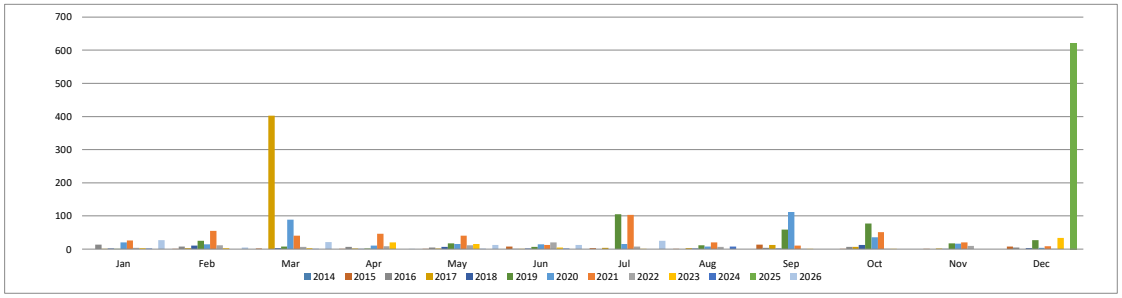

As of End of July 2026

NOTE: Data contained in these tables is based on data generated by the PDEx Trading System.
The PDS Group makes no further representation or warranty regarding the accuracy and completeness thereof.

PSB LTNCTD DUE 2022 (PHP 3.375 B), PSB LTNCTD DUE 2024 (PHP 5.0845 B), PSB BOND DUE 2021 (PHP 6.3 B), Due 2023 (PHP 4.650 B), PSB DUE 2027 (PHP 5B)
Philippine Dealing & Exchange Corp. (PDEx)
(in million pesos)

Securities Summary

Tenor	Coupon Rate	Issue Date	Maturity Date
5.25 Years	3.5000%	1/30/2017	4/30/2022
5.50 Years	5.0000%	8/9/2018	2/9/2024
3 Years	4.5000%	2/4/2020	2/4/2023
2 Years	5.8750%	8/18/2025	8/18/2027

Monthly Trade Summary

Month	2017	2018	2019	2020	2021	2022	2023	2024	2025	2026
Jan	0.00	0.00	0.00	12.00	3.00	0.70	9.30	0.00	0.00	0.00
Feb	0.00	5.00	8.10	9.50	35.90	9.00	0.00	0.00	0.00	2.00
Mar	0.70	0.00	0.00	10.00	4.50	2.00	4.00	0.00	0.00	4.00
Apr	0.00	0.00	0.20	0.00	17.50	4.00	0.00	0.00	0.00	2.34
May	8.20	3.00	0.50	0.50	7.55	0.00	1.00	0.00	0.00	11.96
Jun	2.00	0.00	0.50	26.00	26.10	1.00	3.00	0.00	0.00	6.00
Jul	0.00	2.50	0.00	18.00	0.00	2.50	0.00	0.00	0.00	5.00
Aug	0.00	0.00	4.80	8.00	1.50	9.00	3.00	0.00	118.30	0.00
Sep	0.60	0.80	1.75	54.60	9.00	0.00	6.50	0.00	13.00	0.00
Oct	0.50	2.20	7.45	6.00	2.00	3.00	0.00	0.00	0.00	0.00
Nov	0.00	0.00	19.80	1.50	2.00	1.00	9.00	0.00	0.71	0.00
Dec	0.00	0.20	2.20	31.30	20.00	3.50	0.00	0.00	0.71	0.00
TOTAL	12.00	13.70	45.30	177.40	129.05	35.70	35.80	0.00	132.72	31.30

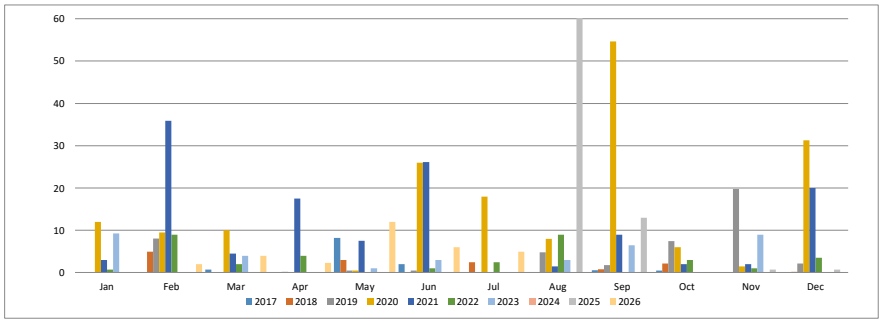

As of End of July 2026

NOTE: Data contained in these tables is based on data generated by the PDEx Trading System.
The PDS Group makes no further representation or warranty regarding the accuracy and completeness thereof.

RBANK LTNCTD DUE 2022 (PHP 4.18232 B), RBANK LTNCTD DUE 2024 (1.781750 B),
RBANK BOND DUE 2021 (PHP 5.0 B), DUE 2021 (PHP 5.0 B)
Philippine Dealing & Exchange Corp. (PDEx)
(in million pesos)

Securities Summary

Tenor	Coupon Rate	Issue Date	Maturity Date
5.5 Years	4.1250%	6/16/2017	12/16/2022
5.5 Years	4.8750%	7/16/2018	1/16/2024
2 Years	4.3000%	11/14/2019	11/14/2021

Monthly Trade Summary

Month	2017	2018	2019	2020	2021	2022	2023	2024
Jan	0.00	0.00	0.00	0.60	1.00	0.00	0.10	0.00
Feb	0.00	1.30	0.00	10.70	46.80	0.90	0.00	0.00
Mar	0.00	0.00	0.00	54.40	6.05	12.00	6.00	0.00
Apr	0.00	0.00	0.00	1.30	9.00	0.00	0.00	0.00
May	0.00	60.00	50.00	3.85	7.00	2.15	0.00	0.00
Jun	0.00	0.00	0.00	35.41	9.90	0.05	0.00	0.00
Jul	0.50	0.00	0.00	3.00	13.05	0.00	2.00	0.00
Aug	12.00	0.00	116.20	9.00	0.00	0.00	0.05	0.00
Sep	8.00	6.25	8.00	11.50	0.00	0.00	0.00	0.00
Oct	0.00	0.00	0.00	214.50	0.00	0.00	0.00	0.00
Nov	0.00	1.00	34.90	1.20	2.00	0.00	0.00	0.00
Dec	0.00	0.00	6.30	3.40	5.00	0.00	0.00	0.00
TOTAL	20.50	68.55	215.40	348.86	99.80	15.10	8.15	0.00

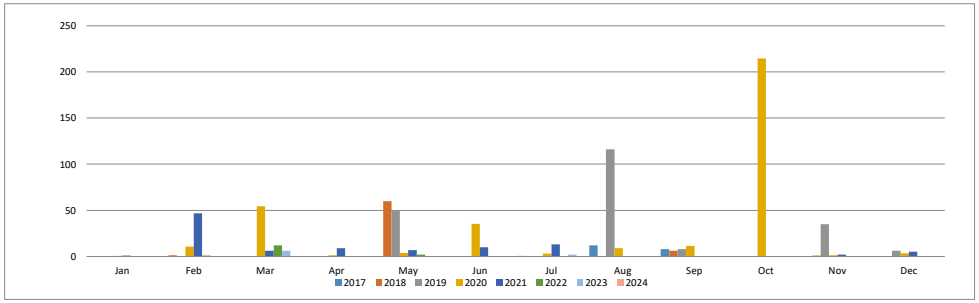

As of End of July 2026

NOTE: Data contained in these tables is based on data generated by the PDEx Trading System.
The PDS Group makes no further representation or warranty regarding the accuracy and completeness thereof.

RCBC BONDS DUE 2015 (PHP 5 B), 2017 (PHP 5 B), 2018* (PHP 7 B), 2019* (PHP 4 B), LTNCTD DUE 2020 (PHP 2.1 B), 2023 (PHP 2.502 B), 2024 (PHP 3.58),RCBC GREEN BONDS DUE 2020 (PHP 15 B)
RCBC ASEAN Sustainability Bonds Due 2021 (PHP 8B), RCBC BONDS DUE 2022 (PHP 7.5 B), (PHP 16.62 B), RCB Series A 4.848% Bonds Due 2022 (PHP 7.054 B)
RCBC Series C ASEAN Sustainability Bonds Due 2023 (PHP 13.74284 B), RCBC Series D ASEAN Sustainability Bonds Due 2026 (PHP 4.12973B), RCBC Series E ASEAN Sustainability Bonds Due 2024 (PHP 14.75626 B), RCBC Series F ASEAN Sustainability Bonds Due 2028 (PHP 12.21250 B), RCB 6.08% Series G ASEAN Sustainability Bonds Due 2029 (PHP 20.5 B)
Philippine Dealing & Exchange Corp. (PDEx)
(in million pesos)

Securities Summary

Tenor	Coupon Rate	Issue Date	Maturity Date
10 Years	7.0000%	2/22/2008	2/22/2013*
10 Years	7.7500%	5/15/2009	12/26/2013*
6 Years	6.5000%	5/6/2010	11/6/2015
6 Years	0.0000%	5/6/2010	11/6/2015
6 Years	5.2500%	12/29/2011	6/29/2017
6 Years	0.0000%	12/29/2011	6/29/2017
6 Years	5.2500%	5/7/2012	11/7/2017
5.5 Years	4.1250%	12/19/2014	6/19/2020
5.5 Years	3.7500%	8/11/2017	2/11/2023
5.5 Years	5.5000%	9/28/2018	3/28/2024
1.5 Years	6.7315%	2/1/2019	8/1/2020
3 Years	4.4260%	11/13/2019	11/13/2022
2 Years	4.8480%	4/7/2020	4/7/2022
2 Years	3.2500%	7/27/2020	7/27/2022
2.5 Years	3.2000%	3/31/2021	9/30/2023
5.25 Years	4.1800%	3/31/2021	6/30/2026
2.25 Years	3.0000%	2/21/2022	5/21/2024
2.5 Years	6.0000%	7/17/2025	1/17/2028
3 Years	6.0800%	4/8/2026	4/8/2029

* Early Redemption date

Monthly Trade Summary

Month	2009	2010	2011	2012	2013	2014	2015	2016	2017	2018	2019	2020	2021	2022	2023	2024	2025	2026
Jan	0.00	2.00	6.45	1.50	0.00	0.00	0.00	0.00	0.00	0.00	4.00	71.65	13.05	2.68	1.50	0.00	0.00	1.50
Feb	0.00	21.10	3.10	17.52	0.00	0.00	0.00	0.05	0.05	0.50	239.40	259.40	24.70	506.95	1.00	0.00	0.00	2.70
Mar	0.00	16.20	30.40	0.00	0.00	0.00	0.00	0.15	6.20	0.60	8.60	58.00	12.30	7.35	1.00	0.00	0.00	6.00
Apr	0.00	3.20	204.00	21.00	0.00	0.00	0.00	6.50	1.00	3.00	2.50	13.55	19.80	33.00	3,475.61	0.00	0.00	266.58
May	0.00	7.00	4.00	5.50	5.00	0.00	0.00	2.50	0.10	0.00	4.20	8.50	7.30	39.00	348.00	0.00	0.00	45.50
Jun	0.00	21.90	68.70	108.80	0.00	0.00	5.06	0.00	1.00	1.48	81.00	16.40	11.15	1,007.38	4.04	0.00	0.00	3.50
Jul	0.00	18.70	38.04	9.10	0.00	0.00	0.00	0.00	0.00	0.50	9.48	32.45	14.36	6.00	886.32	0.00	211.22	11.58
Aug	0.00	17.80	2.90	5.00	0.00	0.00	0.00	0.63	3.60	0.00	191.28	31.10	72.54	7.00	2.00	0.00	81.20	0.00
Sep	0.00	31.37	1.00	0.80	0.00	0.00	0.00	5.75	10.00	0.00	7.00	15.73	877.40	12.54	3.34	0.00	25.00	0.00
Oct	27.60	37.41	12.50	6.50	0.00	0.00	0.50	55.37	1.50	0.00	167.40	514.10	19.40	0.00	0.00	0.00	17.00	0.00
Nov	16.60	38.60	12.90	1.70	0.00	0.00	4.00	0.00	10.30	1.00	51.30	18.35	414.50	0.00	5.00	0.00	6.00	0.00
Dec	5.10	8.35	1.90	0.00	0.00	0.00	0.00	0.00	0.00	0.00	32.50	10.65	15.00	0.00	1.10	0.00	0.00	0.00
TOTAL	49.30	223.63	385.89	177.42	5.00	0.00	9.56	70.95	33.75	7.08	798.66	1,049.88	1,501.50	1,621.90	4,728.91	0.00	340.42	337.36

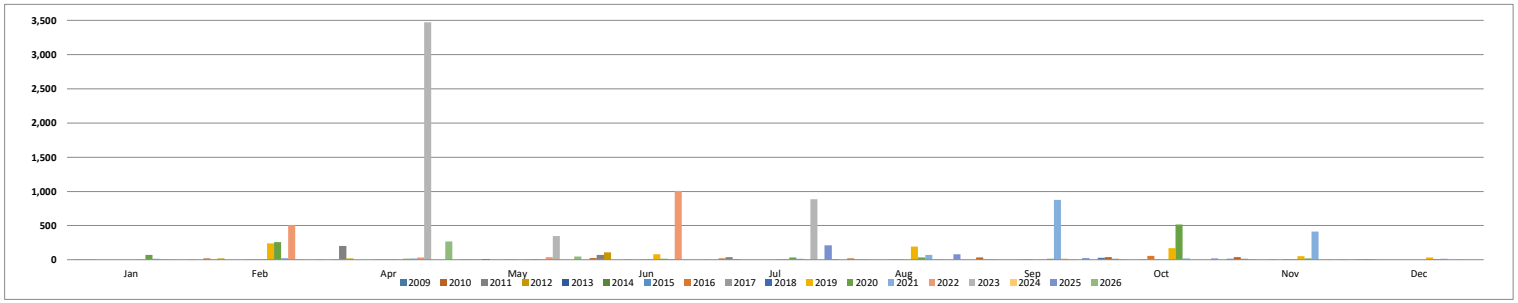

As of End of July 2026

NOTE: Data contained in these tables is based on data generated by the PDEx Trading System.
The PDS Group makes no further representation or warranty regarding the accuracy and completeness thereof.

SECB LTNCTD DUE 2023 (PHP 8.60 B), 2025 (PHP 6.06 B) 2025 (2.310 B) 2025 (PHP 2.070) , SECB BONDS DUE 2021 (PHP 18 B)
SECB BONDS DUE 2022 (PHP 13.50 B), 2024 (PHP 16 B), 2024 (PHP 14.6 B), 2025 (PHP 18.5 B), 2029 (PHP 20B)
Philippine Dealing & Exchange Corp. (PDEx)
(in million pesos)

Securities Summary				Monthly Trade Summary										
Tenor	Coupon Rate	Issue Date	Maturity Date	Month	2017	2018	2019	2020	2021	2022	2023	2024	2025	2026
5.5 Years	3.8750%	11/8/2017	5/8/2023	Jan	0.00	4.00	0.00	7.00	18.30	33.40	37.44	87.40	0.60	89.40
5.5 Years	4.5000%	5/2/2018	11/2/2023	Feb	0.00	0.00	5.50	21.00	50.10	4.15	17.50	44.50	2.50	13.00
5.5 Years	4.0000%	12/17/2019	6/17/2025	Mar	0.00	0.00	2.00	34.53	83.72	24.48	51.60	22.01	0.05	12.00
5.5 Years	4.0000%	2/5/2020	8/5/2025	Apr	0.00	0.00	7.50	1.05	111.50	1.20	1,972.50	1.00	0.00	40.50
2 Years	3.1250%	7/24/2020	7/24/2022	May	0.00	12.00	0.15	48.60	405.26	30.40	48.05	8.50	4.00	5.90
1.5 Years	3.7407%	7/20/2022	1/20/2024	Jun	0.00	0.00	0.05	109.89	24.56	14.60	18.30	3.70	4.10	31.20
1.5 Years	5.3000%	11/10/2022	5/10/2024	Jul	0.00	2.90	856.75	123.72	207.00	47.72	221.00	26.50	0.20	79.20
1.5 Years	6.4250%	7/13/2023	1/13/2025	Aug	0.00	0.00	214.39	149.05	35.65	2.50	157.35	29.00	0.30	0.00
5 yrs & 1 mo	6.0500%	8/20/2024	9/20/2029	Sep	0.00	1.60	41.50	78.75	198.80	1.01	163.20	268.49	2.80	0.00
5 Years	6.0000%	10/29/2025	10/29/2030	Oct	0.00	0.60	0.95	370.85	102.60	7.10	72.30	133.56	123.70	0.00
				Nov	0.00	0.00	7.00	80.50	331.06	94.40	66.10	10.30	24.80	0.00
				Dec	0.00	1.00	20.75	208.06	7.28	13.22	32.65	3.00	20.40	0.00
				TOTAL	0.00	22.10	1,156.54	1,232.99	1,575.83	274.18	2,857.99	637.96	183.45	271.20

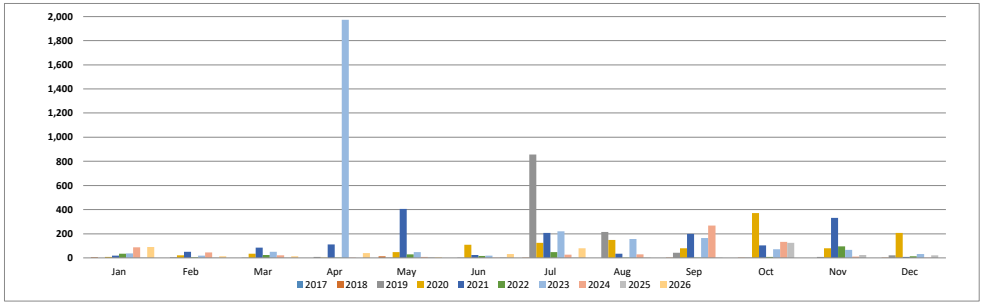

As of End of July 2026

NOTE: Data contained in these tables is based on data generated by the PDEx Trading System.
The PDS Group makes no further representation or warranty regarding the accuracy and completeness thereof.

TFSPH Fixed Rate Series A Bonds Due 2027 (PHP 2.5B), TFSPH Fixed Rate Series B Bonds Due 2028 (PHP 2.5B)
Philippine Dealing & Exchange Corp. (PDEx)
(in million pesos)

Securities Summary

Tenor	Coupon Rate	Issue Date	Maturity Date
2 Years	5.7725%	10/21/2025	10/21/2027
3 Years	5.9418%	10/21/2025	10/21/2028

Monthly Trade Summary

Month	2025	2026
Jan	0.00	0.00
Feb	0.00	3.60
Mar	0.00	0.00
Apr	0.00	0.00
May	0.00	0.00
Jun	0.00	0.00
Jul	0.00	0.00
Aug	0.00	0.00
Sep	0.00	0.00
Oct	123.89	0.00
Nov	9.00	0.00
Dec	0.00	0.00
TOTAL	132.89	3.60

As of End of July 2026

NOTE: Data contained in these tables is based on data generated by the PDEx Trading System.
The PDS Group makes no further representation or warranty regarding the accuracy and completeness thereof.

UBP LTNCTD DUE 2023 (PHP 3.0 B) ,UBP BONDS DUE 2020 (PHP 11.0 B), UBP BONDS DUE 2022 (PHP 5.8 B)
UBP Series A Unsecured Subordinated Notes Due 2030 Callable in 2025 (PHP 6.8 B)
UBP Bonds Due 2023 (PHP 8.115 B), Bonds 2026 (0.885 B), Bonds Due 2023 (PHP 11 B), 2025 (PHP 10.3385 B), 2026 (PHP 7.8295 B), 2026 (PHP 9.2507 B) & 2028 (PHP 6.7493 B)
Philippine Dealing & Exchange Corp. (PDEx)
(in million pesos)

Securities Summary				Monthly Trade Summary									
Tenor	Coupon Rate	Issue Date	Maturity Date	Month	2018	2019	2020	2021	2022	2023	2024	2025	2026
5.5 Years	4.3750%	2/21/2018	8/21/2023	Jan	0.00	131.94	25.90	2.00	1.50	20.04	28.50	13.89	23.89
2 Years	7.0610%	12/7/2018	12/7/2020	Feb	0.00	23.59	32.78	114.14	91.00	9.00	5.30	5.50	23.56
3 Years	2.7500%	12/9/2020	12/9/2023	Mar	1.00	13.25	29.83	78.70	1.00	46.02	8.00	36.40	28.25
5.25 Years	3.3750%	12/9/2020	3/9/2026	Apr	0.00	90.00	0.00	51.50	57.86	2,857.00	6.40	13.50	47.52
1.5 Years	3.2500%	6/2/2022	12/2/2023	May	0.00	3.25	52.63	17.50	51.07	260.80	23.00	78.12	36.71
1.5 Years	6.5625%	12/5/2023	6/5/2025	Jun	0.00	4.15	22.40	25.00	12.10	39.05	9.50	195.45	20.90
3 Years	6.6800%	12/5/2023	12/5/2026	Jul	0.00	74.10	129.60	45.00	0.00	1,554.10	75.90	82.10	72.40
1.5 Years	5.8800%	6/26/2025	12/26/2026	Aug	2.50	82.40	108.30	8.00	6.00	85.67	65.24	48.74	0.00
3 Years	6.0200%	6/26/2025	6/26/2028	Sep	0.00	6.30	176.20	45.00	40.00	42.26	10.00	15.20	0.00
				Oct	1.00	26.84	8.88	77.00	12.00	19.22	7.00	23.98	0.00
				Nov	0.10	7.00	21.60	227.40	4.50	273.70	4.00	33.86	0.00
				Dec	25.00	5.35	2.00	7.90	0.02	127.70	5.75	62.01	0.00
				TOTAL	29.60	468.17	610.12	699.14	277.05	5,334.56	248.59	608.75	253.23

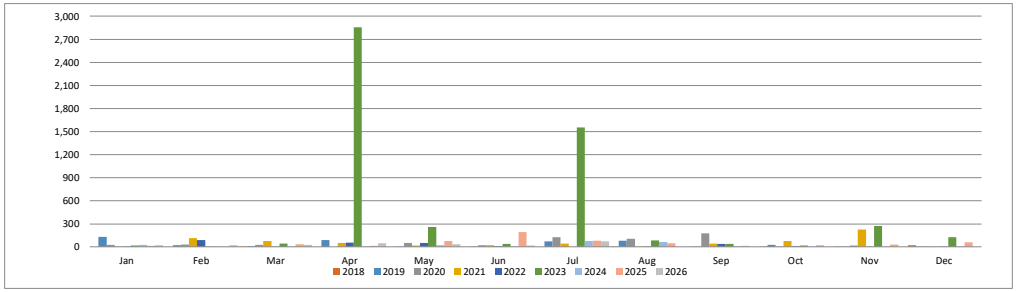

As of End of July 2026

NOTE: Data contained in these tables is based on data generated by the PDEx Trading System.
The PDS Group makes no further representation or warranty regarding the accuracy and completeness thereof.

UCPB LTNCTD DUE 2016 (PHP 7.67 B), 2017 (PHP 1.85 B)
Philippine Dealing & Exchange Corp. (PDEx)
(in million pesos)

Securities Summary

Tenor	Coupon Rate	Issue Date	Maturity Date
5 Years	6.2500%	11/25/2010	2/25/2016
5 Years	6.2500%	8/19/2011	11/19/2016
5 Years	5.8750%	5/21/2012	8/21/2017

Monthly Trade Summary
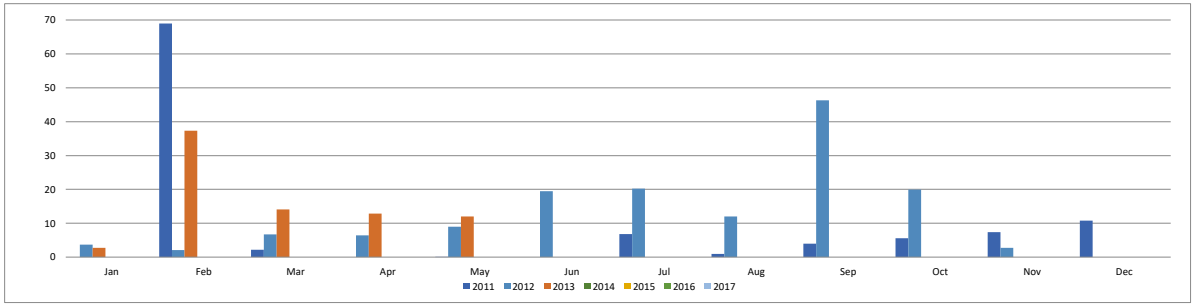
Month	2011	2012	2013	2014	2015	2016	2017
Jan	0.00	3.68	2.80	0.00	0.00	0.00	0.00
Feb	69.00	2.10	37.33	0.00	0.00	0.00	0.00
Mar	2.20	6.70	14.05	0.00	0.00	0.00	0.00
Apr	0.00	6.45	12.91	0.00	0.00	0.00	0.00
May	0.05	8.99	12.05	0.00	0.00	0.00	0.00
Jun	0.00	19.50	0.00	0.00	0.00	0.00	0.00
Jul	6.80	20.19	0.00	0.00	0.00	0.00	0.00
Aug	0.95	12.00	0.00	0.00	0.00	0.00	0.00
Sep	4.00	46.35	0.00	0.00	0.00	0.00	0.00
Oct	5.55	19.96	0.00	0.00	0.00	0.00	0.00
Nov	7.35	2.80	0.00	0.00	0.00	0.00	0.00
Dec	10.80	0.00	0.00	0.00	0.00	0.00	0.00
TOTAL	106.70	148.72	79.14	0.00	0.00	0.00	0.00