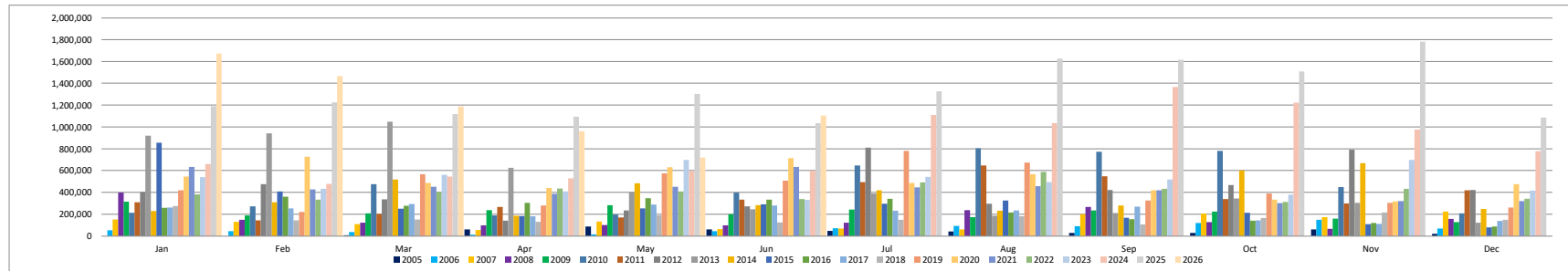


As of End of June 2026

NOTE: Data contained in these tables is based on data generated by the PDEX Trading System.  
The PDS Group makes no further representation or warranty regarding the accuracy and completeness thereof.

PDEX TRADE VOLUME TRENDS  
Philippine Dealing & Exchange Corp. (PDEX)  
(in million pesos)

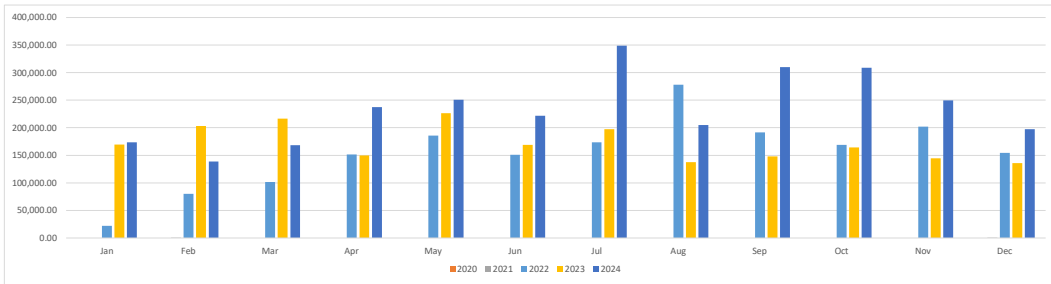
| Month | 2005       | 2006       | 2007         | 2008         | 2009         | 2010         | 2011         | 2012         | 2013         | 2014         | 2015         | 2016         | 2017         | 2018         | 2019         | 2020         | 2021         | 2022         | 2023         | 2024         | 2025          | 2026         |
|-------|------------|------------|--------------|--------------|--------------|--------------|--------------|--------------|--------------|--------------|--------------|--------------|--------------|--------------|--------------|--------------|--------------|--------------|--------------|--------------|---------------|--------------|
| Jan   | 0.00       | 51,048.36  | 151,441.19   | 396,735.11   | 313,547.08   | 211,440.16   | 308,296.37   | 401,120.57   | 917,961.66   | 229,704.70   | 854,151.65   | 258,067.22   | 260,594.67   | 274,637.26   | 417,734.07   | 543,657.45   | 632,393.95   | 381,583.82   | 539,373.23   | 659,777.19   | 1,189,779.23  | 1,672,645.68 |
| Feb   | 0.00       | 44,095.60  | 130,322.80   | 148,360.55   | 188,434.60   | 270,329.51   | 141,527.30   | 473,624.99   | 941,795.83   | 308,111.00   | 408,648.14   | 359,921.74   | 253,832.09   | 143,390.37   | 220,723.23   | 727,712.83   | 427,418.27   | 332,089.27   | 431,448.08   | 477,668.13   | 1,224,730.01  | 1,466,511.36 |
| Mar   | 5,264.55   | 34,899.63  | 106,935.20   | 121,269.48   | 206,472.47   | 474,570.38   | 201,643.62   | 336,349.34   | 1,047,062.70 | 517,967.49   | 249,094.94   | 277,678.85   | 292,494.88   | 151,184.42   | 567,064.91   | 486,090.89   | 451,169.37   | 402,110.32   | 561,191.69   | 545,285.86   | 1,118,362.67  | 1,186,707.27 |
| Apr   | 61,077.03  | 12,628.57  | 53,964.18    | 96,347.73    | 235,503.42   | 187,718.50   | 266,057.47   | 139,093.24   | 625,896.71   | 184,661.90   | 182,089.59   | 304,563.07   | 179,419.16   | 130,208.36   | 279,044.03   | 440,023.62   | 386,249.95   | 433,534.50   | 408,383.86   | 528,933.26   | 1,092,633.51  | 959,837.68   |
| May   | 86,862.58  | 13,268.66  | 132,375.58   | 100,399.53   | 282,282.11   | 197,060.39   | 170,696.50   | 232,950.92   | 401,434.53   | 481,488.85   | 253,274.43   | 345,058.58   | 288,326.70   | 189,294.66   | 572,625.36   | 629,255.31   | 449,459.62   | 406,501.69   | 698,001.13   | 595,689.27   | 1,302,693.76  | 718,602.98   |
| Jun   | 59,550.99  | 44,272.57  | 62,939.81    | 98,158.06    | 199,619.02   | 396,635.49   | 334,149.07   | 271,815.51   | 245,520.01   | 281,230.03   | 288,893.06   | 332,397.64   | 278,639.99   | 124,228.66   | 507,641.98   | 713,173.84   | 632,531.47   | 338,609.13   | 331,136.19   | 599,007.43   | 1,033,682.55  | 1,102,693.46 |
| Jul   | 46,186.00  | 71,752.51  | 69,069.42    | 121,741.76   | 240,767.86   | 647,047.33   | 494,627.39   | 808,838.11   | 389,830.25   | 419,774.05   | 295,875.85   | 339,596.16   | 230,838.26   | 147,904.69   | 780,664.34   | 486,601.61   | 445,158.99   | 490,104.45   | 541,469.17   | 1,110,418.41 | 1,327,208.86  | 0.00         |
| Aug   | 40,835.75  | 90,680.77  | 59,312.49    | 236,187.83   | 172,293.04   | 803,382.06   | 645,526.56   | 295,254.14   | 184,684.91   | 230,511.97   | 325,178.45   | 214,297.94   | 233,445.05   | 179,890.31   | 672,307.93   | 565,407.47   | 456,660.20   | 586,430.42   | 494,447.46   | 1,035,208.98 | 1,627,029.24  | 0.00         |
| Sep   | 28,783.90  | 87,966.97  | 198,306.74   | 266,806.61   | 233,472.42   | 772,267.45   | 546,505.98   | 419,899.93   | 210,372.01   | 278,050.14   | 167,986.89   | 152,839.43   | 268,438.39   | 105,274.66   | 324,476.55   | 419,789.75   | 417,319.29   | 431,679.99   | 518,398.79   | 1,367,280.18 | 1,615,722.63  | 0.00         |
| Oct   | 27,873.05  | 119,579.28 | 205,046.15   | 127,724.29   | 224,215.77   | 780,518.12   | 337,609.40   | 466,306.02   | 343,492.94   | 601,697.44   | 211,546.55   | 140,834.61   | 142,186.24   | 163,668.21   | 388,885.71   | 331,786.58   | 299,614.13   | 310,967.46   | 379,327.97   | 1,221,517.83 | 1,508,653.64  | 0.00         |
| Nov   | 60,437.49  | 149,175.54 | 171,109.40   | 65,504.89    | 158,473.39   | 447,971.55   | 297,859.37   | 791,135.53   | 303,169.34   | 668,709.80   | 107,200.03   | 117,993.97   | 110,899.62   | 214,680.84   | 302,437.95   | 317,083.64   | 319,825.53   | 430,869.99   | 697,616.53   | 975,003.53   | 1,781,937.70  | 0.00         |
| Dec   | 20,872.89  | 68,026.86  | 223,278.35   | 156,554.81   | 126,532.31   | 207,196.42   | 418,148.29   | 420,909.31   | 120,780.90   | 247,407.64   | 79,432.31    | 87,029.30    | 137,621.05   | 147,497.11   | 261,630.34   | 474,792.55   | 319,070.85   | 341,169.08   | 416,454.00   | 777,014.94   | 1,083,907.02  | 0.00         |
| TOTAL | 437,744.25 | 787,395.32 | 1,564,101.30 | 1,935,790.64 | 2,581,613.48 | 5,396,137.37 | 4,162,647.32 | 5,057,297.61 | 5,732,001.81 | 4,449,315.00 | 3,423,371.89 | 2,930,278.50 | 2,676,736.10 | 1,971,859.55 | 5,295,236.39 | 6,135,375.56 | 5,236,871.63 | 4,885,650.12 | 6,017,248.10 | 9,892,805.03 | 15,906,340.81 | 7,106,998.44 |



As of End of June 2026

NOTE: Data contained in these tables is based on data generated by the PDEX Trading System.  
The PDS Group makes no further representation or warranty regarding the accuracy and completeness thereof.

| BSP Securities                             |             |               |                     |                     |                     |                     |                   |
|--|-------------|---------------|---------------------|---------------------|---------------------|---------------------|-------------------|
| BSP Bills                                  |             |               |                     |                     |                     |                     |                   |
| Philippine Dealing & Exchange Corp. (PDEX) |             |               |                     |                     |                     |                     |                   |
| (in million pesos)                         |             |               |                     |                     |                     |                     |                   |
| Month                                      | 2020        | 2021          | 2022                | 2023                | 2024                | 2025                | 2026              |
| Jan  | 0.00        | 0.00          | 21,846.20           | 169,249.75          | 173,748.27          | 334,381.83          | 108,618.68        |
| Feb  | 0.00        | 1.00          | 80,111.20           | 203,194.50          | 138,519.89          | 343,322.50          | 133,394.38        |
| Mar  | 0.00        | 0.00          | 101,416.80          | 216,542.90          | 168,289.34          | 403,991.17          | 100,446.13        |
| Apr  | 0.00        | 0.00          | 151,340.00          | 149,641.60          | 237,275.26          | 324,872.72          | 90,414.36         |
| May  | 0.00        | 0.00          | 185,597.00          | 226,359.31          | 250,672.71          | 253,209.27          | 123,387.47        |
| Jun  | 0.00        | 0.00          | 151,191.20          | 168,663.51          | 222,006.55          | 283,090.14          | 105,140.30        |
| Jul  | 0.00        | 0.00          | 173,278.00          | 197,605.00          | 349,099.54          | 237,096.15          | -                 |
| Aug  | 0.00        | 0.00          | 277,872.88          | 137,841.26          | 205,019.47          | 244,474.52          | -                 |
| Sep  | 0.00        | 0.00          | 191,818.53          | 148,215.50          | 309,791.89          | 287,232.65          | -                 |
| Oct  | 0.00        | 0.00          | 168,905.36          | 164,118.60          | 308,570.02          | 169,530.76          | -                 |
| Nov  | 0.00        | 0.00          | 202,175.82          | 144,693.10          | 249,583.55          | 157,960.19          | -                 |
| Dec  | 0.00        | 350.00        | 154,181.78          | 135,775.99          | 197,331.14          | 158,148.19          | -                 |
| <b>TOTAL</b>                               | <b>0.00</b> | <b>351.00</b> | <b>1,859,734.77</b> | <b>2,061,901.02</b> | <b>2,809,907.63</b> | <b>3,197,310.09</b> | <b>661,401.32</b> |



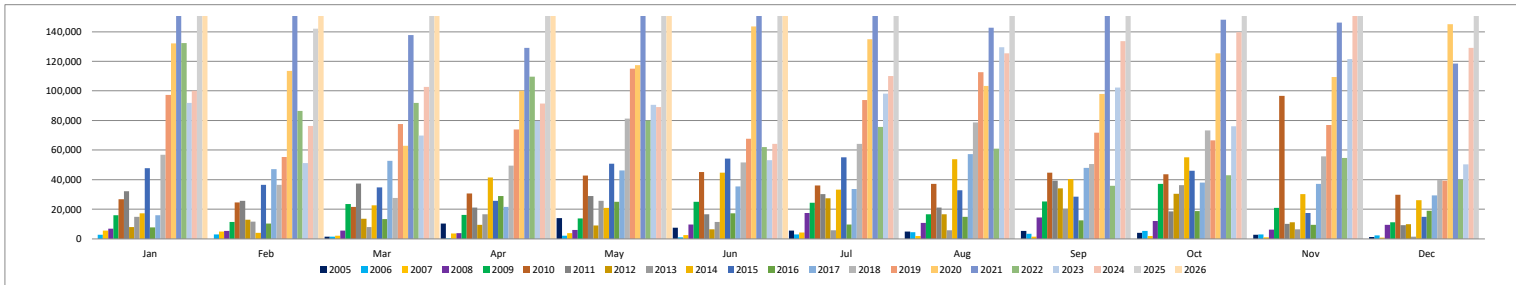
As of End of June 2026

NOTE: Data contained in these tables is based on data generated by the PDEX Trading System.  
The PDS Group makes no further representation or warranty regarding the accuracy and completeness thereof.

Government Securities

TREASURY BILLS  
Philippine Dealing & Exchange Corp. (PDEX)  
(in million pesos)

| Month | 2005      | 2006      | 2007      | 2008       | 2009       | 2010       | 2011       | 2012       | 2013       | 2014       | 2015       | 2016       | 2017       | 2018       | 2019       | 2020         | 2021         | 2022       | 2023         | 2024         | 2025         | 2026         |
|-------|-----------|-----------|-----------|------------|------------|------------|------------|------------|------------|------------|------------|------------|------------|------------|------------|--------------|--------------|------------|--------------|--------------|--------------|--------------|
| Jan   | 0.00      | 2,725.63  | 5,456.17  | 6,904.50   | 15,834.19  | 26,646.95  | 32,058.15  | 7,942.21   | 14,895.55  | 17,142.54  | 47,674.61  | 7,593.25   | 16,017.54  | 56,786.86  | 97,170.43  | 132,089.43   | 227,029.60   | 132,410.88 | 91,914.11    | 100,036.44   | 259,595.32   | 327,072.60   |
| Feb   | 0.00      | 2,879.47  | 4,902.29  | 5,296.21   | 11,319.70  | 24,540.03  | 25,565.51  | 12,882.33  | 11,680.18  | 3,915.58   | 36,556.84  | 10,350.20  | 47,022.57  | 36,561.19  | 55,353.74  | 113,550.90   | 180,052.77   | 86,507.94  | 51,239.21    | 76,310.44    | 142,124.23   | 207,073.88   |
| Mar   | 1,473.09  | 1,459.16  | 2,170.76  | 5,426.04   | 23,510.83  | 21,605.37  | 37,303.92  | 13,584.45  | 7,953.40   | 22,543.57  | 34,710.94  | 13,208.20  | 52,698.18  | 27,517.93  | 77,621.27  | 62,764.46    | 137,682.30   | 91,937.70  | 69,747.45    | 102,631.92   | 199,183.30   | 211,288.51   |
| Apr   | 10,247.71 | 318.00    | 3,517.98  | 3,764.41   | 16,034.63  | 30,720.07  | 21,137.48  | 9,367.91   | 16,531.77  | 41,384.98  | 25,619.05  | 28,807.95  | 21,497.12  | 49,468.77  | 73,964.70  | 100,113.89   | 129,090.24   | 109,552.48 | 79,669.68    | 91,366.58    | 186,356.90   | 214,917.47   |
| May   | 13,859.42 | 2,125.11  | 3,781.97  | 5,916.07   | 13,771.81  | 42,657.10  | 28,840.67  | 9,050.90   | 25,726.78  | 20,814.94  | 50,839.13  | 24,920.03  | 46,217.81  | 81,187.86  | 114,982.87 | 117,425.53   | 188,243.93   | 79,996.12  | 90,539.28    | 88,975.62    | 207,231.33   | 165,270.21   |
| Jun   | 7,427.88  | 1,077.55  | 2,407.84  | 9,595.92   | 24,961.12  | 45,196.98  | 16,611.32  | 6,398.40   | 11,341.07  | 44,590.68  | 54,307.08  | 17,108.89  | 35,353.51  | 51,507.69  | 67,698.80  | 143,659.29   | 222,658.62   | 61,959.01  | 53,179.40    | 64,147.51    | 178,989.15   | 270,291.55   |
| Jul   | 5,470.79  | 2,980.40  | 4,270.40  | 17,383.97  | 24,298.00  | 35,998.79  | 30,192.71  | 27,294.84  | 5,673.28   | 33,122.07  | 55,052.95  | 9,566.07   | 33,756.95  | 64,236.76  | 93,873.73  | 134,844.86   | 155,100.53   | 75,674.00  | 98,071.61    | 109,927.59   | 269,602.44   | 0.00         |
| Aug   | 4,888.50  | 4,365.19  | 1,863.68  | 10,707.34  | 16,541.63  | 37,034.40  | 21,030.52  | 16,622.25  | 5,840.98   | 53,810.24  | 32,697.83  | 14,826.31  | 57,170.72  | 78,649.06  | 112,551.12 | 103,337.49   | 142,628.22   | 60,886.97  | 129,591.99   | 125,303.46   | 220,500.74   | 0.00         |
| Sep   | 5,269.34  | 3,329.46  | 1,511.94  | 14,437.43  | 25,270.46  | 44,643.84  | 39,217.40  | 34,104.64  | 20,196.56  | 40,285.71  | 28,401.07  | 12,361.21  | 48,006.73  | 50,540.37  | 71,792.96  | 98,016.08    | 184,465.23   | 35,811.40  | 102,141.90   | 133,548.45   | 202,591.47   | 0.00         |
| Oct   | 4,028.70  | 5,317.14  | 1,955.93  | 12,071.11  | 37,073.48  | 43,701.00  | 18,611.21  | 30,377.65  | 36,286.72  | 55,177.93  | 46,090.21  | 18,676.92  | 38,079.99  | 73,275.23  | 66,559.53  | 125,316.37   | 148,008.83   | 42,993.95  | 76,099.75    | 139,620.12   | 184,106.12   | 0.00         |
| Nov   | 2,621.35  | 2,990.92  | 945.95    | 6,215.64   | 20,784.57  | 96,538.63  | 10,163.27  | 11,242.96  | 6,456.12   | 30,090.35  | 17,380.87  | 9,404.64   | 37,030.23  | 55,724.54  | 77,012.38  | 109,474.56   | 146,143.01   | 54,666.93  | 121,435.90   | 162,037.26   | 204,623.90   | 0.00         |
| Dec   | 1,280.00  | 2,374.00  | 686.00    | 9,455.85   | 11,086.73  | 29,735.02  | 9,123.12   | 9,860.16   | 1,456.85   | 25,978.50  | 14,764.24  | 18,924.10  | 29,315.38  | 39,711.08  | 39,368.47  | 145,149.62   | 118,402.64   | 39,857.97  | 50,407.32    | 128,973.01   | 201,774.25   | 0.00         |
| TOTAL | 56,566.79 | 31,942.04 | 33,470.90 | 107,174.48 | 240,487.14 | 479,018.18 | 289,855.29 | 188,728.70 | 164,039.26 | 388,857.10 | 444,094.81 | 185,747.75 | 462,166.73 | 665,167.34 | 947,950.01 | 1,385,742.50 | 1,979,505.93 | 872,255.34 | 1,014,037.60 | 1,322,878.39 | 2,456,679.14 | 1,395,914.21 |

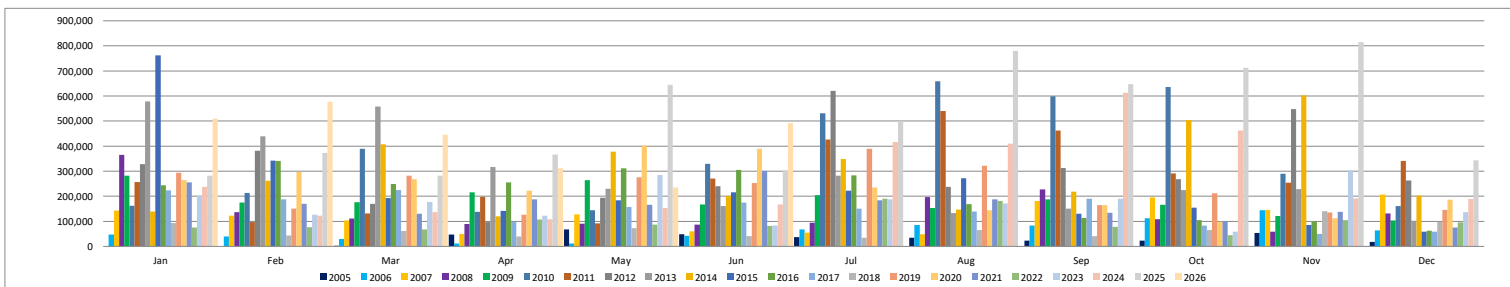


As of End of June 2026

NOTE: Data contained in these tables is based on data generated by the PDEX Trading System.  
The PDS Group makes no further representation or warranty regarding the accuracy and completeness thereof.

FIXED INCOME TREASURY NOTES  
Philippine Dealing & Exchange Corp. (PDEX)  
(in million pesos)

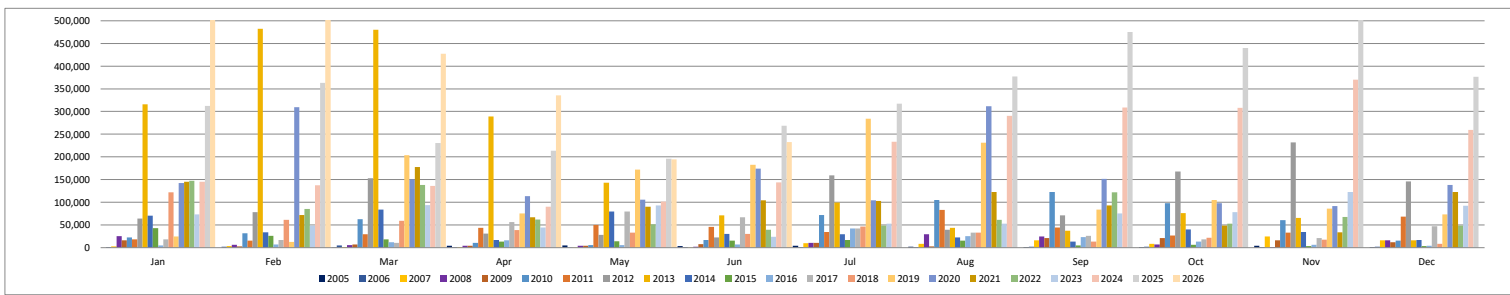
| Month | 2005       | 2006       | 2007         | 2008         | 2009         | 2010         | 2011         | 2012         | 2013         | 2014         | 2015         | 2016         | 2017         | 2018       | 2019         | 2020         | 2021         | 2022         | 2023         | 2024         | 2025         | 2026         |
|-------|------------|------------|--------------|--------------|--------------|--------------|--------------|--------------|--------------|--------------|--------------|--------------|--------------|------------|--------------|--------------|--------------|--------------|--------------|--------------|--------------|--------------|
| Jan   | 0.00       | 47,314.28  | 143,295.72   | 364,948.20   | 281,818.66   | 162,105.71   | 257,040.61   | 328,131.70   | 578,102.66   | 139,700.67   | 761,789.97   | 243,700.32   | 223,223.76   | 93,591.18  | 294,180.30   | 263,916.21   | 255,534.66   | 74,919.55    | 203,277.33   | 237,938.74   | 281,829.30   | 509,089.92   |
| Feb   | 0.00       | 39,416.13  | 122,246.03   | 136,851.07   | 174,541.47   | 213,462.87   | 97,637.19    | 382,073.19   | 439,060.20   | 261,415.23   | 342,697.63   | 340,557.23   | 187,618.36   | 43,551.05  | 150,927.31   | 297,819.96   | 170,050.35   | 76,439.97    | 126,609.31   | 122,660.85   | 373,141.05   | 576,737.10   |
| Mar   | 3,091.46   | 28,975.17  | 103,787.58   | 110,635.13   | 176,314.01   | 389,044.35   | 131,284.17   | 169,693.93   | 557,181.31   | 407,540.07   | 192,982.09   | 248,996.17   | 224,152.69   | 61,788.38  | 282,333.27   | 267,429.94   | 130,202.63   | 67,746.67    | 177,550.05   | 136,070.31   | 282,169.12   | 445,543.65   |
| Apr   | 47,175.18  | 11,361.67  | 49,472.10    | 88,989.17    | 215,442.01   | 138,160.07   | 197,399.97   | 97,373.08    | 315,916.93   | 120,339.94   | 141,573.74   | 255,875.73   | 98,747.27    | 40,068.03  | 126,090.65   | 222,022.49   | 187,600.10   | 107,644.19   | 122,993.51   | 108,543.84   | 366,893.15   | 311,112.85   |
| May   | 68,253.16  | 11,043.55  | 128,198.48   | 90,306.00    | 264,491.87   | 143,757.49   | 91,739.28    | 194,359.76   | 230,226.94   | 377,918.16   | 184,178.25   | 310,916.06   | 156,932.63   | 72,876.82  | 275,080.58   | 402,625.69   | 166,024.28   | 86,468.59    | 284,364.72   | 152,902.48   | 644,846.44   | 234,278.48   |
| Jun   | 48,871.68  | 42,255.22  | 60,048.84    | 86,718.44    | 167,103.93   | 329,527.11   | 270,816.05   | 240,564.84   | 160,851.37   | 201,923.14   | 216,108.88   | 305,441.25   | 174,269.13   | 41,208.57  | 252,701.69   | 389,482.95   | 300,848.17   | 81,711.29    | 83,073.75    | 167,613.77   | 301,513.08   | 491,554.13   |
| Jul   | 36,819.48  | 67,431.13  | 55,506.52    | 94,422.86    | 204,223.45   | 530,441.47   | 426,561.76   | 620,173.07   | 281,549.34   | 347,816.57   | 221,635.68   | 283,290.80   | 150,497.22   | 34,546.09  | 389,570.06   | 235,480.33   | 183,468.04   | 189,653.69   | 187,601.17   | 415,615.07   | 498,932.32   | 0.00         |
| Aug   | 34,430.25  | 85,194.17  | 49,088.67    | 196,176.79   | 153,295.86   | 658,045.76   | 540,203.29   | 237,619.90   | 133,304.12   | 147,170.71   | 272,201.84   | 168,828.61   | 138,761.18   | 65,596.05  | 321,424.01   | 144,768.22   | 187,432.36   | 181,644.18   | 170,909.15   | 409,586.29   | 780,123.86   | 0.00         |
| Sep   | 22,571.47  | 82,751.84  | 180,665.96   | 227,844.99   | 187,360.65   | 599,183.80   | 462,081.43   | 312,759.30   | 150,709.44   | 218,194.67   | 129,787.50   | 113,636.48   | 190,727.43   | 40,297.94  | 164,140.13   | 164,702.94   | 134,079.31   | 78,405.68    | 189,840.56   | 612,640.60   | 647,485.03   | 0.00         |
| Oct   | 23,045.69  | 112,219.14 | 195,077.05   | 108,095.51   | 165,983.72   | 635,179.10   | 291,616.95   | 267,750.77   | 224,723.15   | 503,582.65   | 154,330.41   | 104,904.71   | 82,683.04    | 65,518.45  | 211,501.79   | 98,962.77    | 99,696.97    | 45,057.33    | 58,776.13    | 462,423.20   | 711,727.21   | 0.00         |
| Nov   | 54,290.64  | 144,130.66 | 145,488.37   | 58,486.10    | 121,090.88   | 290,340.23   | 253,852.69   | 547,119.90   | 228,878.29   | 602,326.82   | 85,207.46    | 99,732.28    | 50,029.59    | 140,446.30 | 134,922.23   | 112,130.21   | 137,297.00   | 105,023.90   | 304,367.41   | 191,109.85   | 813,678.03   | 0.00         |
| Dec   | 18,572.29  | 63,687.25  | 206,856.55   | 130,915.71   | 103,096.74   | 161,363.27   | 340,291.95   | 262,881.33   | 101,589.16   | 203,135.59   | 59,231.70    | 62,360.96    | 58,634.38    | 98,285.11  | 145,416.06   | 186,222.13   | 75,424.70    | 95,584.37    | 136,494.89   | 189,485.86   | 343,746.82   | 0.00         |
| TOTAL | 357,121.31 | 735,780.21 | 1,439,731.86 | 1,694,389.97 | 2,214,763.25 | 4,250,611.24 | 3,360,525.33 | 3,660,500.76 | 3,402,092.91 | 3,531,064.22 | 2,761,725.13 | 2,538,240.61 | 1,736,276.66 | 797,773.97 | 2,748,288.07 | 2,785,563.86 | 2,027,658.58 | 1,190,299.40 | 2,045,857.98 | 3,206,590.86 | 6,046,085.41 | 2,568,316.13 |



As of End of June 2026

NOTE: Data contained in these tables is based on data generated by the PDEX Trading System.  
The PDS Group makes no further representation or warranty regarding the accuracy and completeness thereof.

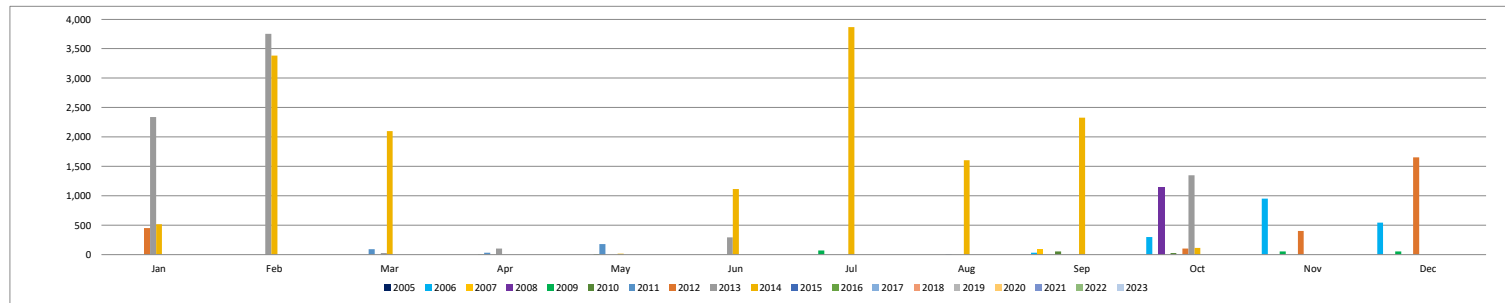
| RETAIL TREASURY BONDS                      |           |           |           |            |            |            |            |              |              |            |            |            |            |            |              |              |              |            |            |              |              |              |
|--|-----------|-----------|-----------|------------|------------|------------|------------|--------------|--------------|------------|------------|------------|------------|------------|--------------|--------------|--------------|------------|------------|--------------|--------------|--------------|
| Philippine Dealing & Exchange Corp. (PDEX) |           |           |           |            |            |            |            |              |              |            |            |            |            |            |              |              |              |            |            |              |              |              |
| (in million pesos)                         |           |           |           |            |            |            |            |              |              |            |            |            |            |            |              |              |              |            |            |              |              |              |
| Month                                      | 2005      | 2006      | 2007      | 2008       | 2009       | 2010       | 2011       | 2012         | 2013         | 2014       | 2015       | 2016       | 2017       | 2018       | 2019         | 2020         | 2021         | 2022       | 2023       | 2024         | 2025         | 2026         |
| Jan  | 0.00      | 1,008.45  | 2,689.30  | 24,882.41  | 15,791.05  | 21,933.17  | 17,798.28  | 64,215.48    | 315,772.70   | 70,339.19  | 42,365.58  | 4,712.76   | 17,696.54  | 121,851.74 | 24,343.49    | 142,023.05   | 144,840.66   | 146,875.83 | 73,267.24  | 144,743.83   | 311,995.64   | 724,801.98   |
| Feb  | 0.00      | 1,800.00  | 3,174.48  | 5,765.57   | 2,507.18   | 31,359.57  | 15,107.35  | 78,266.04    | 482,598.48   | 33,406.95  | 25,863.99  | 6,352.89   | 16,839.06  | 61,049.54  | 12,121.35    | 309,472.74   | 71,456.96    | 84,810.49  | 48,490.82  | 137,015.04   | 363,411.35   | 546,224.23   |
| Mar  | 700.00    | 4,465.30  | 976.87    | 5,208.31   | 6,611.54   | 62,708.22  | 29,620.15  | 152,858.05   | 480,055.27   | 83,505.02  | 18,155.39  | 11,428.69  | 10,229.11  | 59,117.23  | 203,754.05   | 149,631.85   | 177,559.78   | 137,807.27 | 93,738.90  | 136,074.22   | 230,438.16   | 427,252.60   |
| Apr  | 3,654.14  | 948.90    | 974.10    | 3,593.06   | 3,831.62   | 9,988.98   | 43,145.37  | 30,344.19    | 288,730.17   | 16,711.44  | 13,014.98  | 15,722.13  | 56,225.28  | 38,149.56  | 75,102.35    | 113,146.58   | 66,347.56    | 61,600.06  | 44,115.50  | 90,141.10    | 213,213.90   | 335,732.92   |
| May  | 4,750.00  | 100.00    | 395.14    | 4,168.76   | 3,969.05   | 5,579.18   | 49,489.57  | 28,101.69    | 142,842.44   | 79,474.66  | 14,036.49  | 5,351.51   | 79,378.24  | 33,096.57  | 171,618.52   | 105,806.53   | 89,821.75    | 51,319.53  | 92,912.13  | 101,559.74   | 195,738.60   | 194,261.24   |
| Jun  | 3,251.43  | 939.80    | 483.13    | 1,836.70   | 7,226.42   | 16,806.78  | 45,543.08  | 21,981.19    | 70,727.27    | 29,662.34  | 14,931.55  | 6,522.93   | 66,686.56  | 30,006.92  | 182,157.39   | 174,276.55   | 103,791.19   | 38,938.79  | 23,762.34  | 143,825.38   | 268,191.59   | 232,287.36   |
| Jul  | 3,895.73  | 1,340.98  | 9,292.50  | 9,934.92   | 10,504.39  | 71,478.84  | 34,150.61  | 159,318.20   | 99,052.52    | 29,298.49  | 16,601.51  | 41,856.08  | 41,730.93  | 46,303.14  | 284,227.98   | 103,933.25   | 102,475.60   | 48,535.28  | 52,865.44  | 233,397.35   | 317,471.24   | 0.00         |
| Aug  | 1,517.00  | 1,121.41  | 8,360.14  | 29,301.59  | 2,250.86   | 104,604.96 | 83,216.48  | 39,227.52    | 43,490.13    | 22,466.11  | 15,493.35  | 24,961.11  | 32,724.71  | 32,845.93  | 231,204.01   | 311,220.62   | 122,510.08   | 61,060.65  | 52,791.02  | 290,375.64   | 377,305.69   | 0.00         |
| Sep  | 943.10    | 1,852.66  | 16,039.84 | 24,452.48  | 20,724.53  | 122,579.98 | 44,450.19  | 71,180.79    | 36,823.90    | 12,824.98  | 4,437.73   | 23,245.56  | 25,742.07  | 12,737.43  | 83,594.05    | 151,655.24   | 92,996.11    | 121,406.28 | 75,362.41  | 308,596.18   | 475,503.41   | 0.00         |
| Oct  | 798.66    | 1,563.00  | 8,013.17  | 6,392.64   | 21,086.46  | 97,680.76  | 26,694.58  | 167,501.00   | 76,072.77    | 39,794.68  | 6,243.52   | 13,012.31  | 18,148.48  | 21,446.54  | 104,597.41   | 97,698.03    | 48,221.61    | 52,723.29  | 78,241.94  | 307,720.26   | 440,170.14   | 0.00         |
| Nov  | 3,525.50  | 1,103.96  | 24,675.08 | 739.93     | 15,928.33  | 60,112.63  | 32,976.07  | 231,605.99   | 65,353.46    | 34,194.61  | 3,130.82   | 5,804.16   | 20,722.91  | 16,949.61  | 85,806.68    | 91,684.32    | 33,803.89    | 67,204.74  | 122,368.97 | 370,232.58   | 602,758.56   | 0.00         |
| Dec  | 1,020.60  | 1,425.61  | 15,676.40 | 16,163.82  | 11,726.63  | 15,330.35  | 68,181.73  | 145,624.82   | 16,144.51    | 16,724.38  | 3,303.73   | 3,567.46   | 46,991.74  | 7,923.53   | 73,333.43    | 137,615.35   | 122,733.06   | 47,998.24  | 91,750.00  | 259,501.34   | 376,826.13   | 0.00         |
| TOTAL                                      | 24,056.16 | 17,670.07 | 90,750.14 | 132,440.19 | 122,158.06 | 620,163.41 | 490,373.47 | 1,190,224.95 | 2,117,663.61 | 468,402.86 | 177,578.64 | 162,537.58 | 433,115.63 | 481,477.74 | 1,531,860.71 | 1,888,164.11 | 1,176,558.26 | 920,280.42 | 849,666.70 | 2,523,182.66 | 4,173,022.41 | 2,460,560.33 |



As of End of June 2026

NOTE: Data contained in these tables is based on data generated by the PDEX Trading System.  
The PDS Group makes no further representation or warranty regarding the accuracy and completeness thereof.

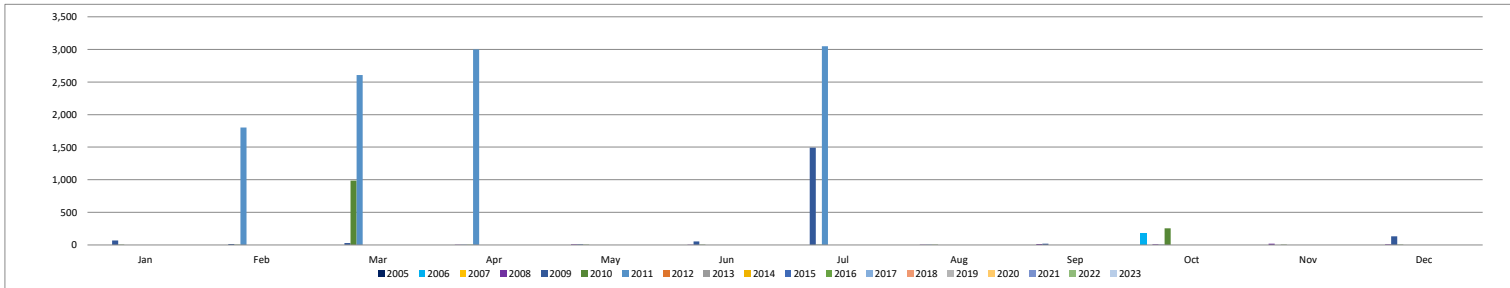
| SPECIAL PURPOSE TREASURY BONDS             |      |          |       |          |        |       |        |          |          |           |      |      |      |      |      |      |      |      |      |
|--|------|----------|-------|----------|--------|-------|--------|----------|----------|-----------|------|------|------|------|------|------|------|------|------|
| Philippine Dealing & Exchange Corp. (PDEX) |      |          |       |          |        |       |        |          |          |           |      |      |      |      |      |      |      |      |      |
| (in million pesos)                         |      |          |       |          |        |       |        |          |          |           |      |      |      |      |      |      |      |      |      |
| Month                                      | 2005 | 2006     | 2007  | 2008     | 2009   | 2010  | 2011   | 2012     | 2013     | 2014      | 2015 | 2016 | 2017 | 2018 | 2019 | 2020 | 2021 | 2022 | 2023 |
| Jan  | 0.00 | 0.00     | 0.00  | 0.00     | 0.00   | 0.00  | 0.00   | 450.00   | 2,337.43 | 517.00    | 0.00 | 0.00 | 0.00 | 0.00 | 0.00 | 0.00 | 0.00 | 0.00 | 0.00 |
| Feb  | 0.00 | 0.00     | 0.00  | 0.00     | 0.00   | 0.00  | 0.00   | 0.00     | 3,751.70 | 3,382.40  | 0.00 | 0.00 | 0.00 | 0.00 | 0.00 | 0.00 | 0.00 | 0.00 | 0.00 |
| Mar  | 0.00 | 0.00     | 0.00  | 0.00     | 0.00   | 0.00  | 89.00  | 0.00     | 27.00    | 2,100.00  | 0.00 | 0.00 | 0.00 | 0.00 | 0.00 | 0.00 | 0.00 | 0.00 | 0.00 |
| Apr  | 0.00 | 0.00     | 0.00  | 0.00     | 0.00   | 0.90  | 32.67  | 0.00     | 100.00   | 0.00      | 0.00 | 0.00 | 0.00 | 0.00 | 0.00 | 0.00 | 0.00 | 0.00 | 0.00 |
| May  | 0.00 | 0.00     | 0.00  | 0.00     | 0.00   | 9.96  | 178.70 | 0.00     | 0.00     | 15.00     | 0.00 | 0.00 | 0.00 | 0.00 | 0.00 | 0.00 | 0.00 | 0.00 | 0.00 |
| Jun  | 0.00 | 0.00     | 0.00  | 0.00     | 0.00   | 0.00  | 0.00   | 0.00     | 290.57   | 1,115.00  | 0.00 | 0.00 | 0.00 | 0.00 | 0.00 | 0.00 | 0.00 | 0.00 | 0.00 |
| Jul  | 0.00 | 0.00     | 0.00  | 0.00     | 70.00  | 0.00  | 0.00   | 0.00     | 0.00     | 3,867.43  | 0.00 | 0.00 | 0.00 | 0.00 | 0.00 | 0.00 | 0.00 | 0.00 | 0.00 |
| Aug  | 0.00 | 0.00     | 0.00  | 0.00     | 0.00   | 0.00  | 4.70   | 0.00     | 0.00     | 1,605.93  | 0.00 | 0.00 | 0.00 | 0.00 | 0.00 | 0.00 | 0.00 | 0.00 | 0.00 |
| Sep  | 0.00 | 33.00    | 89.00 | 0.00     | 0.00   | 53.20 | 0.00   | 0.00     | 0.00     | 2,329.59  | 0.00 | 0.00 | 0.00 | 0.00 | 0.00 | 0.00 | 0.00 | 0.00 | 0.00 |
| Oct  | 0.00 | 300.00   | 0.00  | 1,140.00 | 0.00   | 26.20 | 0.00   | 100.00   | 1,350.00 | 112.71    | 0.00 | 0.00 | 0.00 | 0.00 | 0.00 | 0.00 | 0.00 | 0.00 | 0.00 |
| Nov  | 0.00 | 950.00   | 0.00  | 0.00     | 50.00  | 0.00  | 0.00   | 400.00   | 5.13     | 0.00      | 0.00 | 0.00 | 0.00 | 0.00 | 0.00 | 0.00 | 0.00 | 0.00 | 0.00 |
| Dec  | 0.00 | 540.00   | 0.00  | 0.00     | 52.90  | 0.00  | 0.00   | 1,650.00 | 0.00     | 0.00      | 0.00 | 0.00 | 0.00 | 0.00 | 0.00 | 0.00 | 0.00 | 0.00 | 0.00 |
| TOTAL                                      | 0.00 | 1,823.00 | 89.00 | 1,140.00 | 172.90 | 90.26 | 305.07 | 2,600.00 | 7,861.83 | 15,045.06 | 0.00 | 0.00 | 0.00 | 0.00 | 0.00 | 0.00 | 0.00 | 0.00 | 0.00 |



As of End of June 2026

NOTE: Data contained in these tables is based on data generated by the PDEX Trading System.  
The PDS Group makes no further representation or warranty regarding the accuracy and completeness thereof.

| ZERO-COUPON BONDS                          |      |        |      |       |          |          |           |      |      |      |      |      |      |      |      |      |      |      |      |
|--|------|--------|------|-------|----------|----------|-----------|------|------|------|------|------|------|------|------|------|------|------|------|
| Philippine Dealing & Exchange Corp. (PDEX) |      |        |      |       |          |          |           |      |      |      |      |      |      |      |      |      |      |      |      |
| (in million pesos)                         |      |        |      |       |          |          |           |      |      |      |      |      |      |      |      |      |      |      |      |
| Month                                      | 2005 | 2006   | 2007 | 2008  | 2009     | 2010     | 2011      | 2012 | 2013 | 2014 | 2015 | 2016 | 2017 | 2018 | 2019 | 2020 | 2021 | 2022 | 2023 |
| Jan  | 0.00 | 0.00   | 0.00 | 0.00  | 69.13    | 2.26     | 0.00      | 0.00 | 0.00 | 0.00 | 0.00 | 0.00 | 0.00 | 0.00 | 0.00 | 0.00 | 0.00 | 0.00 | 0.00 |
| Feb  | 0.00 | 0.00   | 0.00 | 0.00  | 16.45    | 0.55     | 1,800.12  | 0.00 | 0.00 | 0.00 | 0.00 | 0.00 | 0.00 | 0.00 | 0.00 | 0.00 | 0.00 | 0.00 | 0.00 |
| Mar  | 0.00 | 0.00   | 0.00 | 0.00  | 30.09    | 986.16   | 2,607.38  | 0.00 | 0.00 | 0.00 | 0.00 | 0.00 | 0.00 | 0.00 | 0.00 | 0.00 | 0.00 | 0.00 | 0.00 |
| Apr  | 0.00 | 0.00   | 0.00 | 1.10  | 2.02     | 5.86     | 3,000.43  | 0.00 | 0.00 | 0.00 | 0.00 | 0.00 | 0.00 | 0.00 | 0.00 | 0.00 | 0.00 | 0.00 | 0.00 |
| May  | 0.00 | 0.00   | 0.00 | 8.70  | 8.70     | 2.45     | 0.00      | 0.00 | 0.00 | 0.00 | 0.00 | 0.00 | 0.00 | 0.00 | 0.00 | 0.00 | 0.00 | 0.00 | 0.00 |
| Jun  | 0.00 | 0.00   | 0.00 | 7.00  | 54.97    | 0.30     | 0.00      | 0.00 | 0.00 | 0.00 | 0.00 | 0.00 | 0.00 | 0.00 | 0.00 | 0.00 | 0.00 | 0.00 | 0.00 |
| Jul  | 0.00 | 0.00   | 0.00 | 0.00  | 1,492.04 | 1.01     | 3,046.00  | 0.00 | 0.00 | 0.00 | 0.00 | 0.00 | 0.00 | 0.00 | 0.00 | 0.00 | 0.00 | 0.00 | 0.00 |
| Aug  | 0.00 | 0.00   | 0.00 | 2.10  | 0.30     | 0.20     | 0.00      | 0.00 | 0.00 | 0.00 | 0.00 | 0.00 | 0.00 | 0.00 | 0.00 | 0.00 | 0.00 | 0.00 | 0.00 |
| Sep  | 0.00 | 0.00   | 0.00 | 13.71 | 21.11    | 0.00     | 0.00      | 0.00 | 0.00 | 0.00 | 0.00 | 0.00 | 0.00 | 0.00 | 0.00 | 0.00 | 0.00 | 0.00 | 0.00 |
| Oct  | 0.00 | 180.00 | 0.00 | 8.33  | 1.51     | 254.75   | 0.00      | 0.00 | 0.00 | 0.00 | 0.00 | 0.00 | 0.00 | 0.00 | 0.00 | 0.00 | 0.00 | 0.00 | 0.00 |
| Nov  | 0.00 | 0.00   | 0.00 | 19.22 | 0.00     | 1.14     | 0.00      | 0.00 | 0.00 | 0.00 | 0.00 | 0.00 | 0.00 | 0.00 | 0.00 | 0.00 | 0.00 | 0.00 | 0.00 |
| Dec  | 0.00 | 0.00   | 0.00 | 8.93  | 130.51   | 0.21     | 0.00      | 0.00 | 0.00 | 0.00 | 0.00 | 0.00 | 0.00 | 0.00 | 0.00 | 0.00 | 0.00 | 0.00 | 0.00 |
| TOTAL                                      | 0.00 | 180.00 | 0.00 | 69.10 | 1,826.82 | 1,254.90 | 10,453.94 | 0.00 | 0.00 | 0.00 | 0.00 | 0.00 | 0.00 | 0.00 | 0.00 | 0.00 | 0.00 | 0.00 | 0.00 |



As of End of June 2026

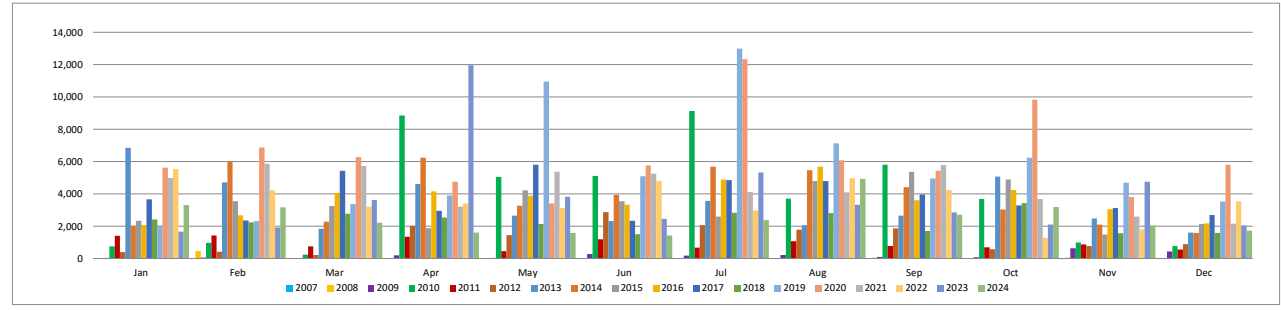
NOTE: Data contained in these tables is based on data generated by the PDEX Trading System.  
The PDS Group makes no further representation or warranty regarding the accuracy and completeness thereof.

Corporate Securities

| CORPORATE SECURITIES                       |       |        |          |           |           |           |           |           |           |           |           |           |           |           |           |           |           |           |           |           |
|--|-------|--------|----------|-----------|-----------|-----------|-----------|-----------|-----------|-----------|-----------|-----------|-----------|-----------|-----------|-----------|-----------|-----------|-----------|-----------|
| Philippine Dealing & Exchange Corp. (PDEX) |       |        |          |           |           |           |           |           |           |           |           |           |           |           |           |           |           |           |           |           |
| (In million pesos)                         |       |        |          |           |           |           |           |           |           |           |           |           |           |           |           |           |           |           |           |           |
| Monthly Trade Summary                      |       |        |          |           |           |           |           |           |           |           |           |           |           |           |           |           |           |           |           |           |
| Month                                      | 2007  | 2008   | 2009     | 2010      | 2011      | 2012      | 2013      | 2014      | 2015      | 2016      | 2017      | 2018      | 2019      | 2020      | 2021      | 2022      | 2023      | 2024      | 2025      | 2026      |
| Jan  | 0.00  | 0.00   | 34.05    | 752.08    | 1,399.33  | 381.17    | 6,853.33  | 2,005.30  | 2,321.49  | 2,060.90  | 3,656.83  | 2,407.48  | 2,039.85  | 5,628.76  | 4,989.03  | 5,531.36  | 1,664.81  | 3,309.92  | 1,977.14  | 3,062.49  |
| Feb  | 0.00  | 447.70 | 49.80    | 966.49    | 1,417.12  | 403.43    | 4,705.26  | 5,990.84  | 3,529.69  | 2,661.42  | 2,352.09  | 2,228.60  | 2,320.84  | 6,869.22  | 5,857.19  | 4,219.67  | 1,914.25  | 3,161.92  | 2,730.88  | 3,081.78  |
| Mar  | 0.00  | 0.00   | 6.00     | 226.28    | 739.00    | 212.90    | 1,845.72  | 2,278.83  | 3,246.53  | 4,045.79  | 5,414.90  | 2,760.88  | 3,356.32  | 6,264.64  | 5,724.66  | 3,201.88  | 3,612.39  | 2,220.07  | 2,580.93  | 2,176.38  |
| Apr  | 0.00  | 0.00   | 193.15   | 8,842.62  | 1,341.54  | 2,008.06  | 4,617.83  | 6,225.54  | 1,881.81  | 4,157.26  | 2,949.50  | 2,522.01  | 3,886.32  | 4,740.65  | 3,212.05  | 3,397.77  | 11,963.57 | 1,606.48  | 1,296.84  | 7,660.08  |
| May  | 0.00  | 0.00   | 40.67    | 5,054.20  | 448.29    | 1,438.58  | 2,638.37  | 3,266.09  | 4,220.57  | 3,870.98  | 5,798.01  | 2,133.41  | 10,943.39 | 3,397.56  | 5,369.66  | 3,120.45  | 3,825.68  | 1,578.71  | 1,670.12  | 1,405.58  |
| Jun  | 0.00  | 0.00   | 272.58   | 5,104.32  | 1,178.63  | 2,871.08  | 2,309.74  | 3,938.88  | 3,545.56  | 3,324.57  | 2,330.79  | 1,505.48  | 5,084.10  | 5,755.04  | 5,233.49  | 4,808.83  | 2,457.20  | 1,414.23  | 1,898.59  | 3,420.13  |
| Jul  | 0.00  | 0.00   | 179.98   | 9,127.21  | 676.31    | 2,052.01  | 3,555.11  | 5,669.48  | 2,585.72  | 4,883.22  | 4,853.16  | 2,818.70  | 12,992.57 | 12,343.16 | 4,114.82  | 2,963.49  | 5,325.95  | 2,378.86  | 4,106.71  | 0.00      |
| Aug  | 0.00  | 0.00   | 204.40   | 3,696.75  | 1,071.57  | 1,784.47  | 2,049.69  | 5,458.97  | 4,785.44  | 5,681.91  | 4,788.44  | 2,799.27  | 7,128.78  | 6,081.14  | 4,089.54  | 4,965.75  | 3,314.04  | 4,924.13  | 4,624.43  | 0.00      |
| Sep  | 0.00  | 58.00  | 95.66    | 5,806.62  | 756.95    | 1,855.20  | 2,642.12  | 4,415.18  | 5,360.59  | 3,596.19  | 3,962.16  | 1,698.91  | 4,949.41  | 5,415.49  | 5,778.65  | 4,238.11  | 2,838.42  | 2,703.06  | 2,910.06  | 0.00      |
| Oct  | 0.00  | 16.70  | 70.60    | 3,676.31  | 686.67    | 576.60    | 5,060.31  | 3,029.46  | 4,882.42  | 4,240.68  | 3,274.73  | 3,427.99  | 6,226.97  | 9,809.42  | 3,686.72  | 1,287.55  | 2,091.55  | 3,184.23  | 3,119.42  | 0.00      |
| Nov  | 0.00  | 44.00  | 619.61   | 978.91    | 867.34    | 766.68    | 2,476.35  | 2,098.02  | 1,480.88  | 3,052.89  | 3,116.90  | 1,560.380 | 4,696.673 | 3,794.56  | 2,581.63  | 1,798.61  | 4,751.16  | 2,040.30  | 2,917.03  | 0.00      |
| Dec  | 59.40 | 10.50  | 438.81   | 767.57    | 551.49    | 893.00    | 1,590.39  | 1,569.17  | 2,132.64  | 2,176.77  | 2,679.55  | 1,577.40  | 3,512.38  | 5,805.45  | 2,160.44  | 3,546.72  | 2,025.80  | 1,723.58  | 3,411.63  | 0.00      |
| TOTAL                                      | 59.40 | 576.90 | 2,205.31 | 44,999.37 | 11,134.22 | 15,243.20 | 40,344.21 | 45,945.76 | 39,973.31 | 43,752.56 | 45,177.06 | 27,440.50 | 67,137.61 | 75,905.08 | 52,797.86 | 43,080.18 | 45,784.80 | 30,245.48 | 33,243.76 | 20,806.44 |

|  |     |                    |    |
|--|-----|--------------------|----|
| Number of Outstanding Listed Securities: | 167 | Number of Issuers: | 43 |
|--|-----|--------------------|----|

\*Based on Outstanding Issues



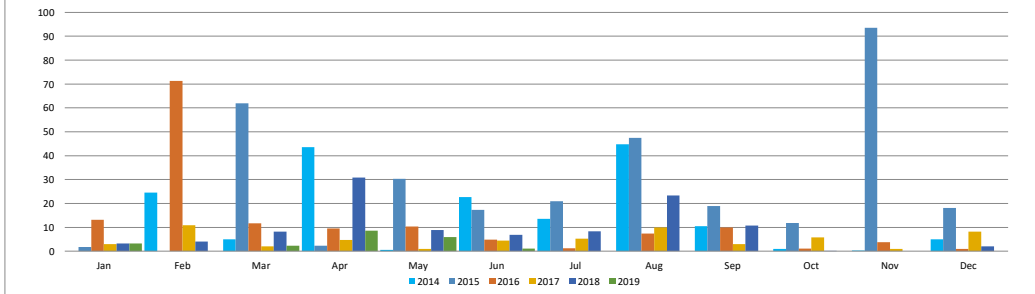
As of End of June 2026

NOTE: Data contained in these tables is based on data generated by the PDEX Trading System.  
The PDS Group makes no further representation or warranty regarding the accuracy and completeness thereof.

| ABS BONDS DUE 2021 (PHP 6 B)*              |             |            |               |                       |        |        |        |       |        |       |
|--|-------------|------------|---------------|-----------------------|--------|--------|--------|-------|--------|-------|
| Philippine Dealing & Exchange Corp. (PDEX) |             |            |               |                       |        |        |        |       |        |       |
| (in million pesos)                         |             |            |               |                       |        |        |        |       |        |       |
| Securities Summary                         |             |            |               | Monthly Trade Summary |        |        |        |       |        |       |
| Tenor                                      | Coupon Rate | Issue Date | Maturity Date | Month                 | 2014   | 2015   | 2016   | 2017  | 2018   | 2019  |
| 7 Years                                    | 5.3350%     | 2/10/2014  | 8/10/2019*    | Jan                   | 0.00   | 1.80   | 13.15  | 3.00  | 3.20   | 3.24  |
|  |             |            |               | Feb                   | 24.60  | 0.00   | 71.26  | 10.90 | 4.10   | 0.00  |
|  |             |            |               | Mar                   | 5.00   | 61.92  | 11.70  | 2.00  | 8.20   | 2.25  |
|  |             |            |               | Apr                   | 43.60  | 2.35   | 9.59   | 4.75  | 30.79  | 8.60  |
|  |             |            |               | May                   | 0.52   | 30.30  | 10.31  | 1.00  | 8.93   | 5.90  |
|  |             |            |               | Jun                   | 22.72  | 17.35  | 4.83   | 4.40  | 6.79   | 1.10  |
|  |             |            |               | Jul                   | 13.55  | 20.90  | 1.20   | 5.20  | 8.30   | 0.00  |
|  |             |            |               | Aug                   | 44.80  | 47.45  | 7.40   | 10.00 | 23.30  | 0.00  |
|  |             |            |               | Sep                   | 10.45  | 18.87  | 10.00  | 3.00  | 10.80  | 0.00  |
|  |             |            |               | Oct                   | 0.90   | 11.80  | 1.15   | 5.83  | 0.10   | 0.00  |
|  |             |            |               | Nov                   | 0.25   | 93.50  | 3.75   | 1.00  | 0.00   | 0.00  |
|  |             |            |               | Dec                   | 5.00   | 18.10  | 1.00   | 8.15  | 2.00   | 0.00  |
|  |             |            |               | TOTAL                 | 171.39 | 324.34 | 145.34 | 59.23 | 106.51 | 21.09 |



\*Early redeemed security



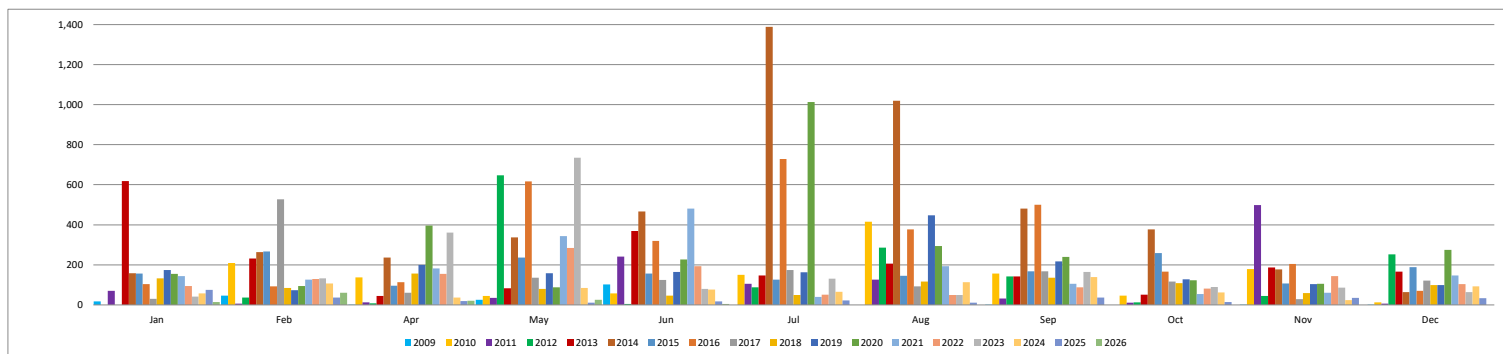
As of End of June 2026

NOTE: Data contained in these tables is based on data generated by the PDEX Trading System.  
The PDS Group makes no further representation or warranty regarding the accuracy and completeness thereof.

AC BONDS DUE 2012\* (PHP 6 B), 2017 (PHP 10 B), 2019 (PHP 10 B), 2021 (PHP 10 B), 2023 (PHP 10B), 2025 (PHP 10B), 2027 (PHP 10 B), 2024 (PHP 4.00 B), 2026 (PHP 6.00 B), 2025 (PHP 5.00 B), 2027 (PHP 7.5 B), 2029 (PHP 2.5 B)  
Philippine Dealing & Exchange Corp. (PDEX)  
(in million pesos)

| Securities Summary |             |            |               | Monthly Trade Summary |        |          |          |          |          |          |          |          |          |          |          |          |          |          |          |        |        |        |  |  |  |  |  |
|--------------------|-------------|------------|---------------|-----------------------|--------|----------|----------|----------|----------|----------|----------|----------|----------|----------|----------|----------|----------|----------|----------|--------|--------|--------|--|--|--|--|--|
| Tenor              | Coupon Rate | Issue Date | Maturity Date | Month                 | 2009   | 2010     | 2011     | 2012     | 2013     | 2014     | 2015     | 2016     | 2017     | 2018     | 2019     | 2020     | 2021     | 2022     | 2023     | 2024   | 2025   | 2026   |  |  |  |  |  |
| 5 Years            | 6.8250%     | 11/21/2007 | 11/22/2011*   | Jan                   | 17.05  | 0.00     | 70.30    | 0.00     | 617.92   | 157.24   | 156.16   | 102.85   | 30.55    | 132.32   | 174.63   | 154.63   | 143.58   | 93.57    | 42.07    | 57.86  | 74.91  | 14.85  |  |  |  |  |  |
| 7 Years            | 7.2000%     | 4/30/2010  | 4/30/2017     | Feb                   | 45.50  | 208.90   | 6.78     | 36.49    | 231.65   | 262.86   | 267.24   | 91.80    | 526.40   | 83.98    | 72.75    | 93.24    | 126.20   | 129.48   | 131.95   | 107.14 | 36.50  | 60.57  |  |  |  |  |  |
| 10 Years           | 6.8000%     | 5/12/2011  | 5/12/2021     | Mar                   | 4.00   | 20.30    | 0.25     | 9.50     | 206.57   | 186.75   | 217.24   | 303.17   | 251.44   | 110.24   | 114.10   | 109.24   | 146.03   | 73.52    | 141.83   | 98.27  | 23.15  | 28.65  |  |  |  |  |  |
| 15 Years           | 6.8750%     | 5/11/2012  | 5/11/2027*    | Apr                   | 0.85   | 137.04   | 12.17    | 7.30     | 43.72    | 236.60   | 94.92    | 113.61   | 60.22    | 156.83   | 199.97   | 396.50   | 181.66   | 154.68   | 360.20   | 35.97  | 18.90  | 20.98  |  |  |  |  |  |
| 7 Years            | 5.4500%     | 11/23/2012 | 11/23/2019    | May                   | 25.17  | 44.40    | 35.02    | 647.60   | 82.70    | 337.50   | 235.52   | 615.91   | 135.03   | 79.07    | 158.03   | 87.35    | 343.34   | 283.87   | 734.59   | 83.96  | 10.50  | 24.70  |  |  |  |  |  |
| 10 Years           | 3.9200%     | 7/7/2016   | 7/7/2023      | Jun                   | 101.90 | 57.05    | 241.39   | 5.00     | 368.51   | 465.82   | 156.48   | 320.09   | 125.17   | 46.66    | 164.22   | 226.35   | 480.68   | 192.94   | 79.89    | 76.95  | 17.99  | 5.25   |  |  |  |  |  |
| 8 Years            | 4.8200%     | 2/10/2017  | 8/10/2023*    | Jul                   | 0.00   | 150.60   | 105.00   | 86.90    | 147.44   | 1,387.89 | 125.58   | 729.03   | 174.39   | 48.65    | 163.34   | 1,013.70 | 39.08    | 51.38    | 131.30   | 64.98  | 22.01  | 0.00   |  |  |  |  |  |
| 3 Years            | 3.0260%     | 5/28/2021  | 5/28/2024     | Aug                   | 0.00   | 415.50   | 125.30   | 285.99   | 205.91   | 1,019.71 | 144.58   | 376.75   | 93.03    | 116.04   | 447.10   | 293.57   | 192.49   | 49.42    | 49.36    | 112.61 | 10.73  | 0.00   |  |  |  |  |  |
| 5 Years            | 3.7874%     | 5/28/2021  | 5/28/2026     | Sep                   | 1.50   | 155.71   | 32.00    | 141.55   | 141.85   | 481.25   | 167.03   | 499.61   | 167.32   | 135.90   | 216.64   | 238.74   | 105.29   | 87.03    | 164.14   | 138.71 | 36.70  | 0.00   |  |  |  |  |  |
| 3 Years            | 4.4542%     | 5/26/2022  | 5/26/2025     | Oct                   | 0.00   | 45.50    | 11.00    | 12.50    | 50.95    | 376.19   | 258.95   | 166.52   | 115.81   | 107.94   | 127.84   | 122.14   | 53.56    | 80.58    | 89.85    | 61.98  | 13.89  | 0.00   |  |  |  |  |  |
| 5 Years            | 5.6239%     | 5/26/2022  | 5/26/2027     | Nov                   | 1.30   | 179.20   | 498.75   | 43.75    | 186.17   | 177.72   | 106.30   | 204.39   | 27.71    | 58.58    | 103.58   | 105.19   | 61.10    | 143.44   | 85.35    | 23.28  | 34.10  | 0.00   |  |  |  |  |  |
| 7 Years            | 6.1351%     | 5/26/2022  | 5/26/2029     | Dec                   | 1.50   | 12.60    | 6.00     | 252.19   | 165.72   | 63.79    | 188.06   | 70.10    | 120.58   | 99.22    | 99.19    | 275.10   | 147.24   | 103.32   | 63.45    | 92.65  | 32.69  | 0.00   |  |  |  |  |  |
|                    |             |            |               | TOTAL                 | 198.77 | 1,426.80 | 1,143.96 | 1,528.97 | 2,449.11 | 5,153.30 | 2,118.07 | 3,593.83 | 1,827.65 | 1,175.43 | 2,041.38 | 3,115.75 | 2,020.25 | 1,443.21 | 2,073.98 | 954.36 | 332.07 | 155.00 |  |  |  |  |  |

|                           |              |
|---------------------------|--------------|
| *Early redeemed security  |              |
| Prev. Years Trade Summary |              |
| Year                      | Total Volume |
| 2008                      | 501.20       |
| 2007                      | 59.40        |



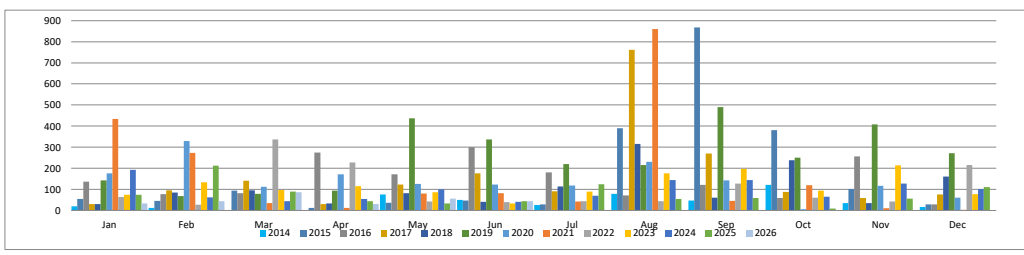
As of End of June 2026

NOTE: Data contained in these tables is based on data generated by the PDEX Trading System.  
The PDS Group makes no further representation or warranty regarding the accuracy and completeness thereof.

AEV BONDS DUE 2020 (PHP 16.7 B), 2023 (PHP 1.8 B), 2022 (PHP 8.5 B), 2024 (PHP 3.35 B), 2027 (PHP 5.1 B), 2029 (PHP 1.65 B), 2023 (PHP 6.85 B), 2025 (PHP 0.70B)  
AEV BONDS DUE 2025 (PHP 5.00B), 2028 (PHP 5.00), 2026 (PHP 9.1 B), 2029 (PHP 10.9 B), 2025 (PHP 5.82B), 2028 (PHP 5.83B), 2033 (PHP 5.81B)  
Philippine Dealing & Exchange Corp. (PDEX)  
(in million pesos)

| Securities Summary |             |            |               | Monthly Trade Summary |        |          |          |          |          |          |          |          |          |          |          |        |        |
|--------------------|-------------|------------|---------------|-----------------------|--------|----------|----------|----------|----------|----------|----------|----------|----------|----------|----------|--------|--------|
| Tenor              | Coupon Rate | Issue Date | Maturity Date | Month                 | 2014   | 2015     | 2016     | 2017     | 2018     | 2019     | 2020     | 2021     | 2022     | 2023     | 2024     | 2025   | 2026   |
| 7 Years            | 4.4125%     | 11/21/2013 | 1/21/2020     | Jan                   | 18.95  | 54.00    | 136.51   | 29.91    | 29.60    | 141.69   | 174.93   | 434.06   | 62.52    | 74.01    | 191.78   | 74.08  | 33.09  |
| 10 Years           | 4.6188%     | 11/21/2013 | 1/21/2023*    | Feb                   | 11.85  | 44.39    | 76.00    | 94.50    | 84.58    | 67.32    | 328.20   | 272.49   | 25.90    | 132.85   | 61.62    | 212.05 | 43.54  |
| 5 Years            | 4.4722%     | 8/6/2015   | 11/6/2020     | Mar                   | 0.00   | 93.30    | 81.39    | 140.82   | 95.65    | 78.53    | 111.05   | 33.96    | 336.00   | 96.90    | 43.39    | 89.36  | 85.22  |
| 7 Years            | 5.0056%     | 8/6/2015   | 8/6/2022*     | Apr                   | 1.00   | 11.20    | 274.02   | 29.54    | 33.38    | 92.81    | 170.39   | 11.50    | 226.70   | 115.29   | 54.46    | 43.31  | 30.02  |
| 12 Years           | 6.0169%     | 8/6/2015   | 8/6/2027      | May                   | 74.60  | 34.97    | 170.51   | 122.50   | 80.70    | 436.93   | 125.63   | 79.15    | 41.62    | 86.57    | 99.85    | 32.40  | 54.71  |
| 3 Years            | 2.8403%     | 11/16/2020 | 11/16/2023    | Jun                   | 49.00  | 45.60    | 300.43   | 175.11   | 39.62    | 335.83   | 122.07   | 81.64    | 38.20    | 33.02    | 40.90    | 43.36  | 43.48  |
| 5 Years            | 3.3059%     | 11/16/2020 | 11/16/2025    | Jul                   | 24.50  | 27.72    | 180.59   | 90.20    | 113.38   | 219.48   | 117.90   | 41.40    | 42.97    | 88.65    | 69.50    | 123.04 | 0.00   |
| 4 Years            | 3.2977%     | 8/9/2021   | 8/9/2025      | Aug                   | 78.37  | 389.75   | 70.33    | 761.57   | 314.50   | 215.51   | 229.35   | 860.01   | 44.00    | 175.67   | 143.35   | 54.11  | 0.00   |
| 7 Years            | 4.1018%     | 8/9/2021   | 8/9/2028      | Sep                   | 46.76  | 867.41   | 120.36   | 270.03   | 59.91    | 489.95   | 142.49   | 45.42    | 126.53   | 196.99   | 143.71   | 59.12  | 0.00   |
| 3.5 Years          | 6.8725%     | 12/7/2022  | 6/7/2026      | Oct                   | 120.65 | 380.58   | 58.25    | 86.96    | 237.55   | 249.97   | 5.72     | 119.10   | 59.69    | 93.58    | 63.98    | 8.89   | 0.00   |
| 7 Years            | 7.5321%     | 12/7/2022  | 12/7/2029     | Nov                   | 34.11  | 101.42   | 256.49   | 59.01    | 34.14    | 407.86   | 115.94   | 10.40    | 42.16    | 213.31   | 126.39   | 56.22  | 0.00   |
| 2 Years            | 6.3402%     | 9/21/2023  | 9/21/2025     | Dec                   | 16.30  | 28.36    | 28.63    | 74.50    | 160.28   | 271.42   | 59.92    | 1.95     | 214.98   | 77.07    | 101.61   | 110.70 | 0.00   |
| 5 Years            | 6.4762%     | 9/21/2023  | 9/21/2028     | TOTAL                 | 476.09 | 2,078.70 | 1,753.52 | 1,934.65 | 1,283.29 | 3,007.31 | 1,703.59 | 1,991.08 | 1,261.27 | 1,383.90 | 1,140.54 | 906.64 | 290.06 |
| 10 Years           | 6.8032%     | 9/21/2023  | 9/21/2033     |                       |        |          |          |          |          |          |          |          |          |          |          |        |        |

\*Early redeemed security



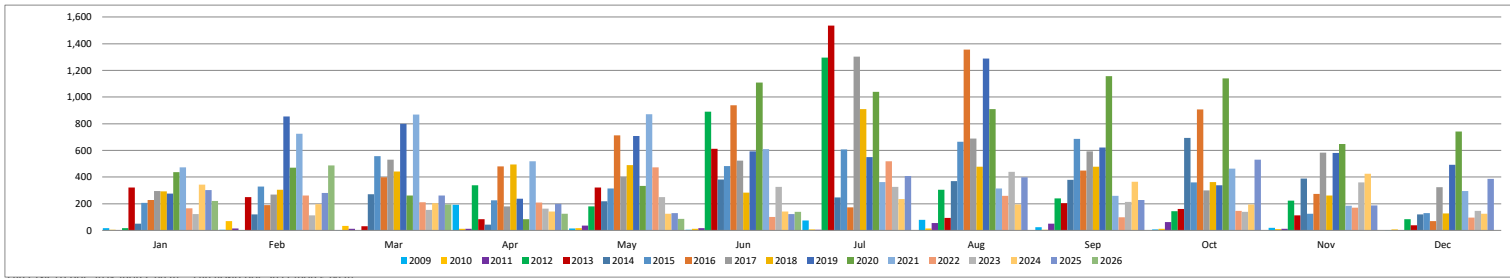
As of End of June 2026

NOTE: Data contained in these tables is based on data generated by the PDEX Trading System.  
The PDS Group makes no further representation or warranty regarding the accuracy and completeness thereof.

ALI BONDS DUE 2013 (PHP 4 B), 2019 (PHP 9.35 B), 2020 (PHP 4 B), 2022 (PHP 5.65 B), (PHP 10 B), 2024 (PHP 15 B), 2025 (PHP 8 B)\*, 2033 (PHP 2 B), 2022 (PHP 7 B), 2026 (PHP 8 B), 2025 (PHP 7 B), 2023 (PHP 7 B)  
2027 (PHP 7 B), 2026 (PHP 8 B), 2024 (PHP 3B), HOMESTARTER BONDS DUE 2019 (PHP 3.0 B), SHORT DATED NOTES DUE 2019 (PHP 4.3 B), FIXED RATE NOTES DUE 2019 (PHP 3.1 B), 2023 (PHP 8 B)  
ALI BONDS DUE 2021 (PHP 9.0 B), 2027 (PHP 1.0 B), 2025 (PHP 6.25 B), 2025 ( PHP 10.00 B), 2031 (PHP 3.00 B), 2028 (PHP 12.00 B), 2024 (PHP 12B), 2027 (PHP 7B), 2029 (PHP 14B), 2028 (10.08B), 2033 (PHP 4.93B)  
ALI ASEAN Sustainability-Linked Bonds Due 2034 (PHP 6B), ALI ASEAN Sustainability-Linked Bonds 2 Due 2034 (PHP 8B), ALI ASEAN Sustainability-Linked Bonds Due 2030 (PHP 7.5B), ALI ASEAN Sustainability-Linked Bonds Due 2035(PHP 7.5B)  
Philippine Dealing & Exchange Corp. (PDEX)

| Securities Summary |             |            |               | Monthly Trade Summary |        |        |        |          |          |          |          |          |          |          |          |          |          |          |          |          |          |          |  |  |  |  |  |
|--------------------|-------------|------------|---------------|-----------------------|--------|--------|--------|----------|----------|----------|----------|----------|----------|----------|----------|----------|----------|----------|----------|----------|----------|----------|--|--|--|--|--|
| Tenor              | Coupon Rate | Issue Date | Maturity Date | Month                 | 2009   | 2010   | 2011   | 2012     | 2013     | 2014     | 2015     | 2016     | 2017     | 2018     | 2019     | 2020     | 2021     | 2022     | 2023     | 2024     | 2025     | 2026     |  |  |  |  |  |
| 5 Years            | 8.7500%     | 8/13/2008  | 8/14/2013     | Jan                   | 17.00  | 5.10   | 2.05   | 16.15    | 321.65   | 50.08    | 206.07   | 228.17   | 295.02   | 292.47   | 276.60   | 438.06   | 474.01   | 165.71   | 123.60   | 343.28   | 302.31   | 220.48   |  |  |  |  |  |
| 7 Years            | 5.6250%     | 4/27/2012  | 4/27/2019     | Feb                   | 4.30   | 69.00  | 15.10  | 1.00     | 248.83   | 120.71   | 327.89   | 188.71   | 270.09   | 304.13   | 855.08   | 469.99   | 725.82   | 260.95   | 112.51   | 197.22   | 280.30   | 486.24   |  |  |  |  |  |
| 7 Years            | 4.6250%     | 10/10/2013 | 10/10/2020    | Mar                   | 2.00   | 33.10  | 12.55  | 0.00     | 31.70    | 270.35   | 557.17   | 397.84   | 531.70   | 442.05   | 799.12   | 261.71   | 867.91   | 211.05   | 152.95   | 203.23   | 261.63   | 194.53   |  |  |  |  |  |
| 10 Years           | 6.0000%     | 4/27/2012  | 4/27/2022     | Apr                   | 192.30 | 11.60  | 12.50  | 338.70   | 83.40    | 44.13    | 225.54   | 481.32   | 179.08   | 495.54   | 237.92   | 85.22    | 517.60   | 209.75   | 162.63   | 143.00   | 199.83   | 124.93   |  |  |  |  |  |
| 10.5 Years         | 5.0000%     | 6/30/2013  | 1/30/2024*    | May                   | 14.50  | 18.20  | 36.30  | 180.20   | 321.70   | 218.55   | 314.56   | 712.50   | 400.39   | 489.95   | 708.60   | 334.40   | 872.09   | 473.65   | 250.73   | 124.79   | 129.64   | 85.89    |  |  |  |  |  |
| 20 Years           | 6.0000%     | 10/10/2013 | 10/10/2033    | Jun                   | 4.10   | 13.00  | 17.40  | 890.40   | 611.11   | 382.02   | 483.40   | 938.64   | 522.54   | 284.29   | 593.64   | 1,109.38 | 608.69   | 100.93   | 326.15   | 142.55   | 122.36   | 138.34   |  |  |  |  |  |
| 11 Years           | 5.6250%     | 4/25/2014  | 4/25/2025*    | Jul                   | 74.29  | 6.53   | 5.45   | 1,295.54 | 1,536.48 | 246.84   | 606.23   | 171.89   | 1,302.86 | 908.96   | 548.61   | 1,039.81 | 361.42   | 517.61   | 327.37   | 235.88   | 408.54   | 0.00     |  |  |  |  |  |
| 7 Years            | 4.5000%     | 4/29/2015  | 4/29/2022     | Aug                   | 78.65  | 14.67  | 56.15  | 305.94   | 93.28    | 368.90   | 665.27   | 1,356.58 | 688.38   | 478.56   | 1,289.01 | 909.56   | 314.95   | 259.40   | 439.93   | 194.44   | 399.23   | 0.00     |  |  |  |  |  |
| 10 Years           | 4.8500%     | 3/23/2016  | 3/23/2026     | Sep                   | 23.80  | 4.15   | 50.80  | 240.61   | 205.04   | 378.55   | 685.67   | 449.48   | 591.93   | 478.45   | 621.15   | 1,157.76 | 259.22   | 97.92    | 214.50   | 365.79   | 227.26   | 0.00     |  |  |  |  |  |
| 9.5 Years          | 4.7500%     | 4/25/2016  | 10/25/2025    | Oct                   | 8.00   | 12.15  | 63.40  | 144.67   | 161.25   | 694.39   | 360.15   | 907.50   | 300.00   | 361.69   | 337.99   | 1,139.94 | 463.31   | 146.29   | 139.30   | 193.60   | 530.34   | 0.00     |  |  |  |  |  |
| 7 Years            | 3.8915%     | 10/7/2016  | 10/7/2023     | Nov                   | 19.30  | 9.00   | 11.90  | 223.76   | 113.29   | 388.40   | 126.10   | 274.13   | 584.57   | 260.81   | 580.98   | 647.08   | 185.00   | 171.56   | 360.28   | 424.28   | 188.21   | 0.00     |  |  |  |  |  |
| 10 Years           | 5.2624%     | 5/2/2017   | 5/2/2027      | Dec                   | 2.70   | 8.00   | 1.00   | 83.55    | 37.69    | 119.55   | 129.31   | 69.77    | 325.22   | 126.94   | 492.85   | 742.44   | 294.24   | 96.36    | 145.60   | 125.63   | 386.39   | 0.00     |  |  |  |  |  |
| 1.75 Years         | 2.7500%     | 7/17/2017  | 4/17/2019     | TOTAL                 | 440.94 | 204.50 | 284.60 | 3,720.51 | 3,765.42 | 3,282.46 | 4,687.35 | 6,176.50 | 5,991.78 | 4,923.85 | 7,341.55 | 8,335.35 | 5,944.25 | 2,711.16 | 2,755.55 | 2,693.69 | 3,436.04 | 1,250.41 |  |  |  |  |  |
| 1.25 Years         | 3.2500%     | 11/23/2017 | 2/23/2019     |                       |        |        |        |          |          |          |          |          |          |          |          |          |          |          |          |          |          |          |  |  |  |  |  |
| 10 years           | 5.9203%     | 4/27/2018  | 4/27/2028*    |                       |        |        |        |          |          |          |          |          |          |          |          |          |          |          |          |          |          |          |  |  |  |  |  |
| 5 Years            | 7.0239%     | 10/5/2018  | 10/5/2023*    |                       |        |        |        |          |          |          |          |          |          |          |          |          |          |          |          |          |          |          |  |  |  |  |  |
| 2 Years            | 4.2463%     | 11/6/2019  | 11/6/2021     |                       |        |        |        |          |          |          |          |          |          |          |          |          |          |          |          |          |          |          |  |  |  |  |  |
| 7.25 Years         | 4.9899%     | 11/6/2019  | 2/6/2027      |                       |        |        |        |          |          |          |          |          |          |          |          |          |          |          |          |          |          |          |  |  |  |  |  |
| 2 Years            | 3.0000%     | 6/26/2020  | 6/26/2022     |                       |        |        |        |          |          |          |          |          |          |          |          |          |          |          |          |          |          |          |  |  |  |  |  |
| 4 Years            | 3.8620%     | 9/29/2020  | 9/29/2025     |                       |        |        |        |          |          |          |          |          |          |          |          |          |          |          |          |          |          |          |  |  |  |  |  |
| 4 Years            | 3.6262%     | 5/4/2021   | 5/4/2025      |                       |        |        |        |          |          |          |          |          |          |          |          |          |          |          |          |          |          |          |  |  |  |  |  |
| 10 Years           | 4.0776%     | 10/26/2021 | 10/26/2031    |                       |        |        |        |          |          |          |          |          |          |          |          |          |          |          |          |          |          |          |  |  |  |  |  |
| 6 Years            | 5.8086%     | 5/5/2022   | 5/5/2028      |                       |        |        |        |          |          |          |          |          |          |          |          |          |          |          |          |          |          |          |  |  |  |  |  |
| 2 years            | 4.3969%     | 7/4/2022   | 7/4/2024      |                       |        |        |        |          |          |          |          |          |          |          |          |          |          |          |          |          |          |          |  |  |  |  |  |
| 5 years            | 6.2110%     | 7/4/2022   | 7/4/2027      |                       |        |        |        |          |          |          |          |          |          |          |          |          |          |          |          |          |          |          |  |  |  |  |  |
| 7 years            | 6.8045%     | 7/4/2022   | 7/4/2029      |                       |        |        |        |          |          |          |          |          |          |          |          |          |          |          |          |          |          |          |  |  |  |  |  |
| 5 years            | 6.0253%     | 6/26/2023  | 6/26/2028     |                       |        |        |        |          |          |          |          |          |          |          |          |          |          |          |          |          |          |          |  |  |  |  |  |
| 10 years           | 6.2948%     | 6/26/2023  | 6/26/2033     |                       |        |        |        |          |          |          |          |          |          |          |          |          |          |          |          |          |          |          |  |  |  |  |  |
| 10 years           | 6.9931%     | 7/18/2024  | 7/18/2034     |                       |        |        |        |          |          |          |          |          |          |          |          |          |          |          |          |          |          |          |  |  |  |  |  |
| 10 years           | 6.1334%     | 11/13/2024 | 11/13/2034    |                       |        |        |        |          |          |          |          |          |          |          |          |          |          |          |          |          |          |          |  |  |  |  |  |
| 5 years            | 6.0671%     | 10/23/2025 | 10/23/2030    |                       |        |        |        |          |          |          |          |          |          |          |          |          |          |          |          |          |          |          |  |  |  |  |  |
| 10 years           | 6.3192%     | 10/23/2025 | 10/23/2035    |                       |        |        |        |          |          |          |          |          |          |          |          |          |          |          |          |          |          |          |  |  |  |  |  |

|                           |              |
|---------------------------|--------------|
| *Early redeemed security  |              |
| Prev. Years Trade Summary |              |
| Year                      | Total Volume |
| 13.5                      | 75.70        |



LBP LTNCTD DUE 2021 (PHP 6.00 B), LBP BOND DUE 2022 (PHP 5.00 B)

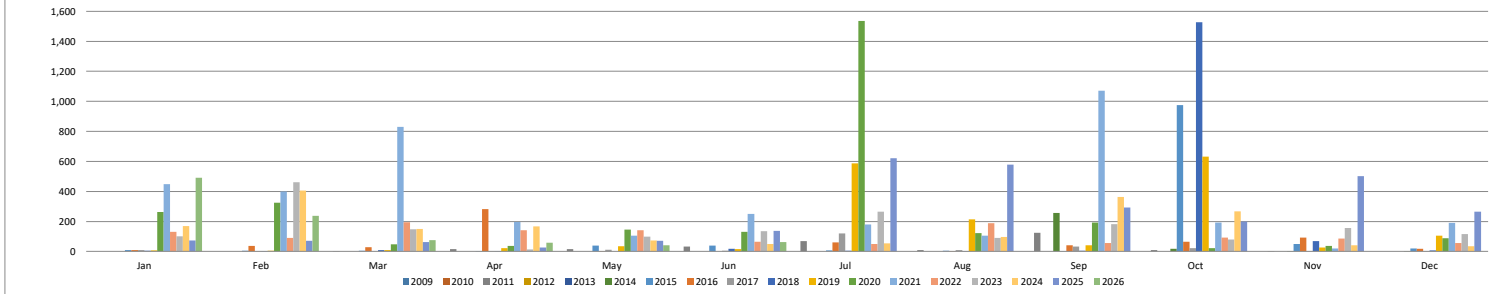
As of End of June 2026

NOTE: Data contained in these tables is based on data generated by the PDEx Trading System.  
The PDS Group makes no further representation or warranty regarding the accuracy and completeness thereof.

| AP BONDS DUE 2012 (PHP 706 M), 2014* (PHP 2.29 B), 2021 (PHP 6.6 B), 2022 (PHP 9 B), 2025 (PHP 0.55 B), 2026 (PHP 3.4 B), 2027 (PHP 3.0 B), 2024 (PHP 7.7 B), 2026 (PHP 7.25 B), 2028 (PHP 2.5 B), 2026 (PHP 8.00), 2025 (PHP 4.88), 2028 (PHP 7.2B), 2027 (PHP 3.00B), 2029 (PHP 7.00B)<br>2027 (Php 11.29254B), 2030 (Php 9.46866B) & 2035 (Php 9.23880B)<br>Philippine Dealing & Exchange Corp. (PDEx)<br>(in million pesos) |             |            |               |                       |      |      |        |      |      |        |          |        |        |          |          |          |          |          |          |          |          |        |
|---|-------------|------------|---------------|-----------------------|------|------|--------|------|------|--------|----------|--------|--------|----------|----------|----------|----------|----------|----------|----------|----------|--------|
| Securities Summary  |             |            |               | Monthly Trade Summary |      |      |        |      |      |        |          |        |        |          |          |          |          |          |          |          |          |        |
| Tenor   | Coupon Rate | Issue Date | Maturity Date | Month                 | 2009 | 2010 | 2011   | 2012 | 2013 | 2014   | 2015     | 2016   | 2017   | 2018     | 2019     | 2020     | 2021     | 2022     | 2023     | 2024     | 2025     | 2026   |
| 3 Years   | 8.0000%     | 4/30/2009  | 4/30/2012     | Jan                   | 0.00 | 0.00 | 0.00   | 0.00 | 0.00 | 0.00   | 10.00    | 9.00   | 10.05  | 4.40     | 7.87     | 263.25   | 448.82   | 130.67   | 100.51   | 169.41   | 73.45    | 491.39 |
| 5 Years   | 8.0000%     | 4/30/2009  | 4/30/2012*    | Feb                   | 0.00 | 0.00 | 0.00   | 0.00 | 0.00 | 0.00   | 5.05     | 37.65  | 3.67   | 0.55     | 4.69     | 324.55   | 399.93   | 89.81    | 460.85   | 406.56   | 71.17    | 237.69 |
| 7 Years   | 5.2050%     | 9/10/2014  | 9/10/2021     | Mar                   | 0.00 | 0.00 | 1.00   | 0.00 | 0.00 | 0.00   | 4.10     | 28.50  | 0.00   | 8.47     | 8.48     | 47.88    | 830.61   | 195.22   | 147.62   | 150.41   | 62.12    | 74.32  |
| 12 Years  | 6.1000%     | 9/10/2014  | 9/10/2026*    | Apr                   | 0.00 | 0.00 | 14.80  | 0.00 | 0.00 | 0.00   | 3.50     | 281.83 | 0.05   | 3.78     | 21.65    | 36.25    | 197.32   | 142.34   | 12.91    | 166.24   | 27.31    | 57.80  |
| 10 Years  | 5.3367%     | 7/3/2017   | 7/3/2027      | May                   | 0.00 | 0.00 | 16.50  | 0.00 | 0.00 | 0.00   | 38.80    | 1.00   | 12.37  | 0.00     | 34.64    | 145.72   | 105.02   | 141.51   | 98.62    | 72.40    | 70.33    | 42.22  |
| 5.25 Years  | 7.5095%     | 10/25/2018 | 1/25/2024*    | Jun                   | 0.00 | 0.00 | 32.80  | 0.00 | 0.00 | 0.00   | 38.23    | 0.00   | 4.49   | 17.05    | 16.05    | 130.58   | 250.90   | 64.44    | 134.31   | 48.75    | 137.69   | 61.91  |
| 10 Years  | 8.5091%     | 10/25/2018 | 10/25/2028    | Jul                   | 0.00 | 0.00 | 68.90  | 0.00 | 0.00 | 0.00   | 6.20     | 60.00  | 119.98 | 4.73     | 587.31   | 1,534.77 | 180.82   | 49.25    | 266.11   | 53.00    | 620.95   | 0.00   |
| 2 Years   | 3.1250%     | 7/6/2020   | 7/6/2022      | Aug                   | 0.00 | 0.00 | 8.40   | 0.00 | 0.00 | 0.00   | 4.00     | 1.00   | 10.00  | 1.20     | 214.23   | 122.08   | 104.97   | 187.99   | 89.89    | 96.87    | 579.40   | 0.00   |
| 5 Years   | 3.9350%     | 7/6/2020   | 7/6/2025      | Sep                   | 0.00 | 0.00 | 125.20 | 0.00 | 0.00 | 255.97 | 3.00     | 41.00  | 31.80  | 5.00     | 42.09    | 192.70   | 1,070.00 | 56.49    | 182.21   | 362.41   | 292.10   | 0.00   |
| 5 Years   | 3.8224%     | 3/16/2021  | 3/16/2026     | Oct                   | 0.00 | 0.00 | 9.90   | 0.00 | 0.00 | 17.25  | 975.00   | 63.67  | 21.82  | 1,528.16 | 630.89   | 21.09    | 192.93   | 92.85    | 79.36    | 266.76   | 198.58   | 0.00   |
| 4 Years   | 3.9992%     | 12/2/2021  | 12/2/2025     | Nov                   | 0.00 | 0.00 | 1.50   | 0.00 | 0.00 | 2.25   | 50.00    | 93.00  | 3.00   | 69.50    | 27.10    | 36.19    | 19.53    | 86.86    | 155.52   | 41.10    | 501.76   | 0.00   |
| 7 Years   | 5.0283%     | 12/2/2021  | 12/2/2028     | Dec                   | 0.00 | 0.00 | 0.00   | 0.00 | 0.00 | 3.00   | 19.00    | 17.20  | 1.35   | 6.10     | 105.97   | 88.70    | 190.33   | 56.54    | 116.81   | 34.48    | 264.85   | 0.00   |
| 5 Years   | 5.3066%     | 3/17/2022  | 3/17/2027     | TOTAL                 | 0.00 | 0.00 | 279.00 | 0.00 | 0.00 | 278.47 | 1,156.88 | 633.85 | 218.58 | 1,648.94 | 1,700.97 | 2,943.76 | 3,991.18 | 1,293.97 | 1,844.72 | 1,868.39 | 2,899.71 | 965.33 |
| 2 Years   | 5.7388%     | 3/17/2022  | 3/17/2029     |                       |      |      |        |      |      |        |          |        |        |          |          |          |          |          |          |          |          |        |
| 2 Years   | 5.8846%     | 7/14/2025  | 7/14/2027     |                       |      |      |        |      |      |        |          |        |        |          |          |          |          |          |          |          |          |        |
| 5 Years   | 6.2934%     | 7/14/2025  | 7/14/2030     |                       |      |      |        |      |      |        |          |        |        |          |          |          |          |          |          |          |          |        |
| 10 Years  | 6.8572%     | 7/14/2025  | 7/14/2035     |                       |      |      |        |      |      |        |          |        |        |          |          |          |          |          |          |          |          |        |


\*Early redeemed security  

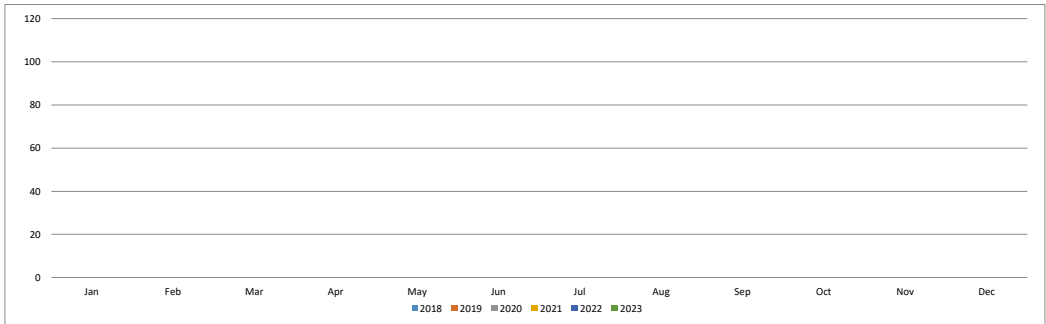
**AboitizPower**  
 A Better Future



As of End of June 2026

NOTE: Data contained in these tables is based on data generated by the PDEX Trading System.  
The PDS Group makes no further representation or warranty regarding the accuracy and completeness thereof.

| AEON NOTES DUE 2021 (PhP 0.9 B), 2023 (PhP 0.1 B)                                 |             |            |               |                       |      |      |      |       |      |      |      |      |      |      |
|---|-------------|------------|---------------|-----------------------|------|------|------|-------|------|------|------|------|------|------|
| Philippine Dealing & Exchange Corp. (PDEX)  |             |            |               |                       |      |      |      |       |      |      |      |      |      |      |
| (in million pesos)  |             |            |               |                       |      |      |      |       |      |      |      |      |      |      |
| Securities Summary  |             |            |               | Monthly Trade Summary |      |      |      |       |      |      |      |      |      |      |
| Tenor   | Coupon Rate | Issue Date | Maturity Date | Month                 | 2018 | 2019 | 2020 | 2021  | 2022 | 2023 | 2023 |      |      |      |
| 3 Years   | 7.2990%     | 11/16/2018 | 11/16/2021    | Jan                   | 0.00 | 0.00 | 0.00 | 0.00  | 0.00 | 0.00 | 0.00 |      |      |      |
| 5 Years   | 7.6950%     | 11/16/2018 | 11/16/2023    | Feb                   | 0.00 | 0.00 | 0.00 | 0.00  | 0.00 | 0.00 | 0.00 |      |      |      |
|  |             |            |               | Mar                   | 0.00 | 0.00 | 0.00 | 0.00  | 0.00 | 0.00 |      |      |      |      |
|   |             |            |               | Apr                   | 0.00 | 0.00 | 0.00 | 0.00  | 0.00 | 0.00 |      |      |      |      |
|   |             |            |               | May                   | 0.00 | 0.00 | 0.00 | 0.00  | 0.00 | 0.00 |      |      |      |      |
|   |             |            |               | Jun                   | 0.00 | 0.00 | 0.00 | 0.00  | 0.00 | 0.00 |      |      |      |      |
|   |             |            |               | Jul                   | 0.00 | 0.00 | 0.00 | 0.00  | 0.00 | 0.00 |      |      |      |      |
|   |             |            |               | Aug                   | 0.00 | 0.00 | 0.00 | 0.00  | 0.00 | 0.00 |      |      |      |      |
|   |             |            |               | Sep                   | 0.00 | 0.00 | 0.00 | 0.00  | 0.00 | 0.00 |      |      |      |      |
|   |             |            |               | Oct                   | 0.00 | 0.00 | 0.00 | 0.00  | 0.00 | 0.00 |      |      |      |      |
|   |             |            |               | Nov                   | 0.00 | 0.00 | 0.00 | 0.00  | 0.00 | 0.00 |      |      |      |      |
|   |             |            |               | Dec                   | 0.00 | 0.00 | 0.00 | 0.00  | 0.00 | 0.00 |      |      |      |      |
|   |             |            |               |                       |      |      |      | TOTAL | 0.00 | 0.00 | 0.00 | 0.00 | 0.00 | 0.00 |

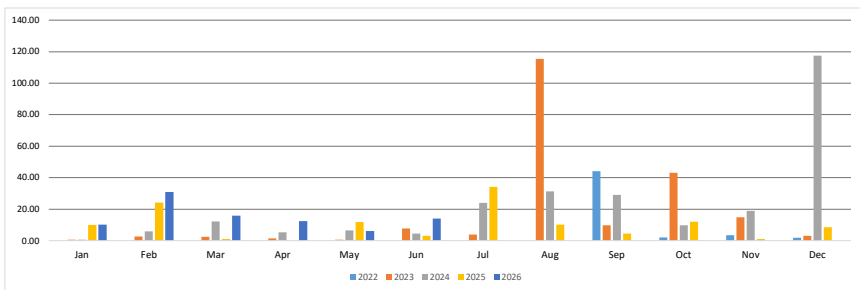




As of End of June 2026

NOTE: Data contained in these tables is based on data generated by the PDEX Trading System.  
 The PDS Group makes no further representation or warranty regarding the accuracy and completeness thereof.

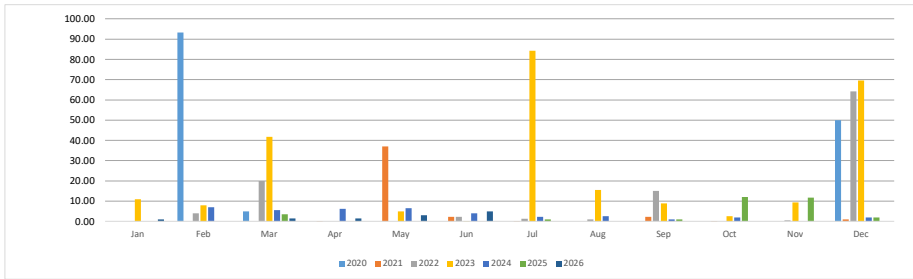
| ACEN Fixed-Rate ASEAN Green Bonds Due 2027 (PHP 10.0 B) |             |            |               |                       |       |        |        |        |       |  |
|---|-------------|------------|---------------|-----------------------|-------|--------|--------|--------|-------|--|
| Philippine Dealing & Exchange Corp. (PDEX)              |             |            |               |                       |       |        |        |        |       |  |
| (in million pesos)                                      |             |            |               |                       |       |        |        |        |       |  |
| Securities Summary                                      |             |            |               | Monthly Trade Summary |       |        |        |        |       |  |
| Tenor   | Coupon Rate | Issue Date | Maturity Date | Month                 | 2022  | 2023   | 2024   | 2025   | 2026  |  |
| 5 Years   | 6.0526%     | 9/22/2022  | 9/22/2027     | Jan                   | 0.00  | 0.50   | 0.50   | 10.00  | 10.09 |  |
|   |             |            |               | Feb                   | 0.00  | 2.70   | 5.90   | 24.16  | 30.80 |  |
|   |             |            |               | Mar                   | 0.00  | 2.50   | 12.14  | 1.00   | 15.90 |  |
|   |             |            |               | Apr                   | 0.00  | 1.50   | 5.20   | 0.00   | 12.35 |  |
|   |             |            |               | May                   | 0.00  | 0.50   | 6.50   | 11.86  | 6.00  |  |
|   |             |            |               | Jun                   | 0.00  | 7.70   | 4.50   | 3.00   | 14.10 |  |
|   |             |            |               | Jul                   | 0.00  | 3.90   | 23.95  | 34.12  | 0.00  |  |
|   |             |            |               | Aug                   | 0.00  | 115.50 | 31.30  | 10.10  | 0.00  |  |
|   |             |            |               | Sep                   | 44.07 | 9.70   | 29.00  | 4.55   | 0.00  |  |
|   |             |            |               | Oct                   | 2.00  | 43.11  | 9.73   | 12.04  | 0.00  |  |
|   |             |            |               | Nov                   | 3.50  | 14.80  | 18.99  | 1.00   | 0.00  |  |
|   |             |            |               | Dec                   | 1.80  | 3.01   | 117.50 | 8.62   | 0.00  |  |
|   |             |            |               | TOTAL                 | 51.37 | 205.42 | 265.21 | 120.45 | 89.24 |  |



As of End of June 2026

NOTE: Data contained in these tables is based on data generated by the PDEX Trading System.  
The PDS Group makes no further representation or warranty regarding the accuracy and completeness thereof.

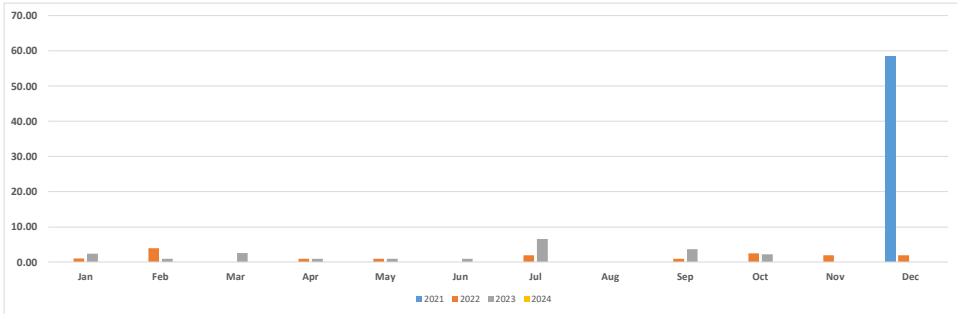
| ALCO GREEN BONDS DUE 2025 (PHP 3.00 B), 2027 (PHP 1.60 B), 2029 (PHP 1.40 B) |             |            |               |                       |        |       |        |        |       |       |       |
|--|-------------|------------|---------------|-----------------------|--------|-------|--------|--------|-------|-------|-------|
| Philippine Dealing & Exchange Corp. (PDEX)                                   |             |            |               |                       |        |       |        |        |       |       |       |
| (in million pesos)   |             |            |               |                       |        |       |        |        |       |       |       |
| Securities Summary   |             |            |               | Monthly Trade Summary |        |       |        |        |       |       |       |
| Tenor  | Coupon Rate | Issue Date | Maturity Date | Month                 | 2020   | 2021  | 2022   | 2023   | 2024  | 2025  | 2026  |
| 5 Years  | 6.3517%     | 2/6/2020   | 2/6/2025      | Jan                   | 0.00   | 0.00  | 0.00   | 11.00  | 0.00  | 0.00  | 1.00  |
| 5 Years  | 8.0000%     | 12/22/2022 | 12/22/2027    | Feb                   | 93.30  | 0.00  | 4.00   | 8.00   | 7.00  | 0.00  | 0.00  |
| 7 Years  | 8.7557%     | 12/22/2022 | 12/22/2029    | Mar                   | 5.00   | 0.00  | 20.00  | 41.73  | 5.50  | 3.53  | 1.50  |
|  |             |            |               | Apr                   | 0.00   | 0.07  | 0.00   | 0.00   | 6.20  | 0.00  | 1.50  |
|  |             |            |               | May                   | 0.00   | 37.00 | 0.00   | 5.00   | 6.44  | 0.00  | 3.00  |
|  |             |            |               | Jun                   | 0.00   | 2.30  | 2.30   | 0.15   | 3.93  | 0.00  | 5.00  |
|  |             |            |               | Jul                   | 0.00   | 0.10  | 1.30   | 84.21  | 2.30  | 1.00  | 0.00  |
|  |             |            |               | Aug                   | 0.00   | 0.00  | 1.00   | 15.46  | 2.50  | 0.00  | 0.00  |
|  |             |            |               | Sep                   | 0.00   | 2.30  | 15.00  | 8.96   | 1.00  | 1.00  | 0.00  |
|  |             |            |               | Oct                   | 0.00   | 0.17  | 0.00   | 2.60   | 2.00  | 12.00 | 0.00  |
|  |             |            |               | Nov                   | 0.00   | 0.00  | 0.50   | 9.40   | 0.00  | 11.70 | 0.00  |
|  |             |            |               | Dec                   | 50.00  | 1.00  | 64.15  | 69.50  | 2.00  | 2.00  | 0.00  |
|  |             |            |               | TOTAL                 | 148.30 | 42.94 | 108.25 | 256.00 | 38.87 | 31.23 | 12.00 |



As of End of June 2026

NOTE: Data contained in these tables is based on data generated by the PDEX Trading System.  
 The PDS Group makes no further representation or warranty regarding the accuracy and completeness thereof.

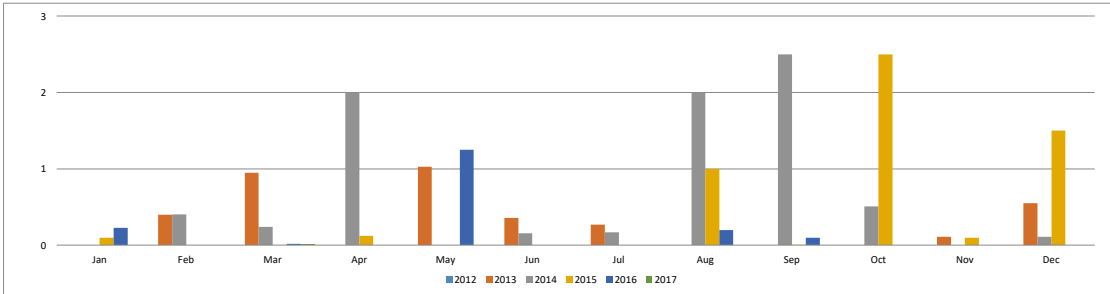
| AREIT Fixed Rate Bonds Due 2023            |             |            |               |                       |       |       |       |      |      |
|--|-------------|------------|---------------|-----------------------|-------|-------|-------|------|------|
| Philippine Dealing & Exchange Corp. (PDEX) |             |            |               |                       |       |       |       |      |      |
| (in million pesos)                         |             |            |               |                       |       |       |       |      |      |
| Securities Summary                         |             |            |               | Monthly Trade Summary |       |       |       |      |      |
| Tenor                                      | Coupon Rate | Issue Date | Maturity Date | Month                 | 2021  | 2022  | 2023  | 2024 |      |
| 2 Years                                    | 3.0445%     | 12/28/2021 | 12/28/2023    | Jan                   | 0.00  | 1.10  | 2.40  | 0.00 | 0.00 |
|  |             |            |               | Feb                   | 0.00  | 4.00  | 1.00  | 0.00 | 0.00 |
|  |             |            |               | Mar                   | 0.00  | 0.00  | 2.60  | 0.00 | 0.00 |
|  |             |            |               | Apr                   | 0.00  | 1.00  | 1.00  | 0.00 | 0.00 |
|  |             |            |               | May                   | 0.00  | 1.00  | 1.00  | 0.00 | 0.00 |
|  |             |            |               | Jun                   | 0.00  | 0.00  | 1.00  | 0.00 | 0.00 |
|  |             |            |               | Jul                   | 0.00  | 2.00  | 6.60  | 0.00 | 0.00 |
|  |             |            |               | Aug                   | 0.00  | 0.00  | 0.00  | 0.00 | 0.00 |
|  |             |            |               | Sep                   | 0.00  | 1.00  | 3.70  | 0.00 | 0.00 |
|  |             |            |               | Oct                   | 0.00  | 2.50  | 2.20  | 0.00 | 0.00 |
|  |             |            |               | Nov                   | 0.00  | 2.00  | 0.00  | 0.00 | 0.00 |
|  |             |            |               | Dec                   | 58.42 | 2.00  | 0.00  | 0.00 | 0.00 |
|  |             |            |               | TOTAL                 | 58.42 | 16.60 | 21.50 | 0.00 | 0.00 |



As of End of June 2026

NOTE: Data contained in these tables is based on data generated by the PDEX Trading System.  
The PDS Group makes no further representation or warranty regarding the accuracy and completeness thereof.

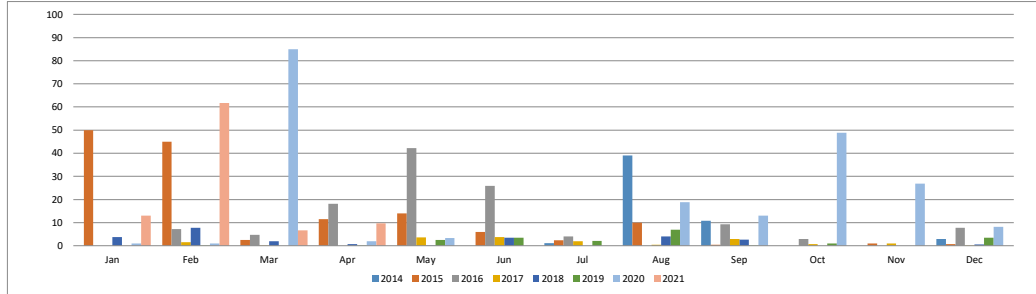
| BB2SPT BONDS DUE 2017 (PHP 300 M)          |             |            |               |                       |      |      |      |      |      |      |
|--|-------------|------------|---------------|-----------------------|------|------|------|------|------|------|
| Philippine Dealing & Exchange Corp. (PDEX) |             |            |               |                       |      |      |      |      |      |      |
| (in million pesos)                         |             |            |               |                       |      |      |      |      |      |      |
| Securities Summary                         |             |            |               | Monthly Trade Summary |      |      |      |      |      |      |
| Tenor                                      | Coupon Rate | Issue Date | Maturity Date | Month                 | 2012 | 2013 | 2014 | 2015 | 2016 | 2017 |
| 5 Years                                    | 4.8000%     | 8/17/2012  | 8/17/2017     | Jan                   | 0.00 | 0.00 | 0.00 | 0.10 | 0.23 | 0.00 |
|  |             |            |               | Feb                   | 0.00 | 0.40 | 0.41 | 0.00 | 0.00 | 0.00 |
|  |             |            |               | Mar                   | 0.00 | 0.95 | 0.24 | 0.00 | 0.02 | 0.01 |
|  |             |            |               | Apr                   | 0.00 | 0.00 | 2.00 | 0.13 | 0.00 | 0.00 |
|  |             |            |               | May                   | 0.00 | 1.03 | 0.00 | 0.00 | 1.25 | 0.00 |
|  |             |            |               | Jun                   | 0.00 | 0.36 | 0.16 | 0.00 | 0.00 | 0.00 |
|  |             |            |               | Jul                   | 0.00 | 0.27 | 0.17 | 0.00 | 0.00 | 0.00 |
|  |             |            |               | Aug                   | 0.00 | 0.00 | 2.00 | 1.00 | 0.20 | 0.00 |
|  |             |            |               | Sep                   | 0.00 | 0.00 | 2.50 | 0.01 | 0.10 | 0.00 |
|  |             |            |               | Oct                   | 0.00 | 0.00 | 0.51 | 2.50 | 0.00 | 0.00 |
|  |             |            |               | Nov                   | 0.00 | 0.11 | 0.00 | 0.10 | 0.00 | 0.00 |
|  |             |            |               | Dec                   | 0.00 | 0.55 | 0.11 | 1.50 | 0.00 | 0.00 |
|  |             |            |               | TOTAL                 | 0.00 | 3.67 | 8.09 | 5.33 | 1.80 | 0.01 |



As of End of June 2026

NOTE: Data contained in these tables is based on data generated by the PDEX Trading System.  
The PDS Group makes no further representation or warranty regarding the accuracy and completeness thereof.

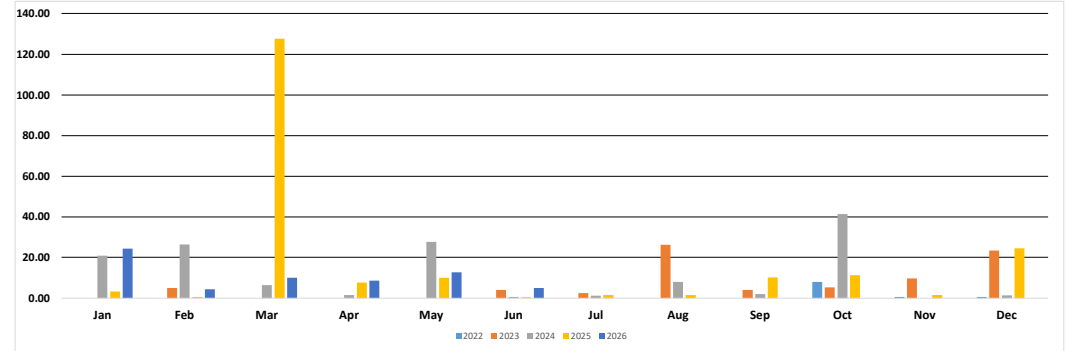
| CHI BONDS DUE 2021 (PHP 5.0 B)             |             |            |               |                       |       |        |        |       |       |       |        |       |  |
|--|-------------|------------|---------------|-----------------------|-------|--------|--------|-------|-------|-------|--------|-------|--|
| Philippine Dealing & Exchange Corp. (PDEX) |             |            |               |                       |       |        |        |       |       |       |        |       |  |
| (in million pesos)                         |             |            |               |                       |       |        |        |       |       |       |        |       |  |
| Securities Summary                         |             |            |               | Monthly Trade Summary |       |        |        |       |       |       |        |       |  |
| Tenor                                      | Coupon Rate | Issue Date | Maturity Date | Month                 | 2014  | 2015   | 2016   | 2017  | 2018  | 2019  | 2020   | 2021  |  |
| 7 Years                                    | 5.3200%     | 6/6/2014   | 6/6/2021      | Jan                   | 0.00  | 50.00  | 0.00   | 0.00  | 3.80  | 0.00  | 1.00   | 13.01 |  |
|  |             |            |               | Feb                   | 0.00  | 45.00  | 7.20   | 1.50  | 7.80  | 0.10  | 1.00   | 61.66 |  |
|  |             |            |               | Mar                   | 0.00  | 2.50   | 4.80   | 0.10  | 2.00  | 0.00  | 85.00  | 6.70  |  |
|  |             |            |               | Apr                   | 0.00  | 11.50  | 18.10  | 0.00  | 0.70  | 0.10  | 2.00   | 9.70  |  |
|  |             |            |               | May                   | 0.00  | 14.00  | 42.20  | 3.70  | 0.20  | 2.50  | 3.36   | 0.00  |  |
|  |             |            |               | Jun                   | 0.00  | 6.05   | 25.95  | 3.76  | 3.50  | 3.50  | 0.00   | 0.00  |  |
|  |             |            |               | Jul                   | 1.20  | 2.45   | 4.00   | 2.00  | 0.00  | 2.10  | 0.00   | 0.00  |  |
|  |             |            |               | Aug                   | 39.00 | 10.00  | 0.00   | 0.50  | 4.11  | 7.00  | 18.89  | 0.00  |  |
|  |             |            |               | Sep                   | 10.80 | 0.50   | 9.35   | 3.00  | 2.70  | 0.05  | 13.00  | 0.00  |  |
|  |             |            |               | Oct                   | 0.00  | 0.00   | 3.00   | 0.70  | 0.00  | 1.00  | 48.80  | 0.00  |  |
|  |             |            |               | Nov                   | 0.00  | 1.05   | 0.00   | 1.00  | 0.00  | 0.00  | 26.85  | 0.00  |  |
|  |             |            |               | Dec                   | 3.00  | 0.80   | 7.80   | 0.20  | 0.60  | 3.50  | 8.15   | 0.00  |  |
|  |             |            |               | TOTAL                 | 54.00 | 143.85 | 122.40 | 16.46 | 25.41 | 19.85 | 208.05 | 91.07 |  |



As of End of June 2026

NOTE: Data contained in these tables is based on data generated by the PDEX Trading System.  
The PDS Group makes no further representation or warranty regarding the accuracy and completeness thereof.

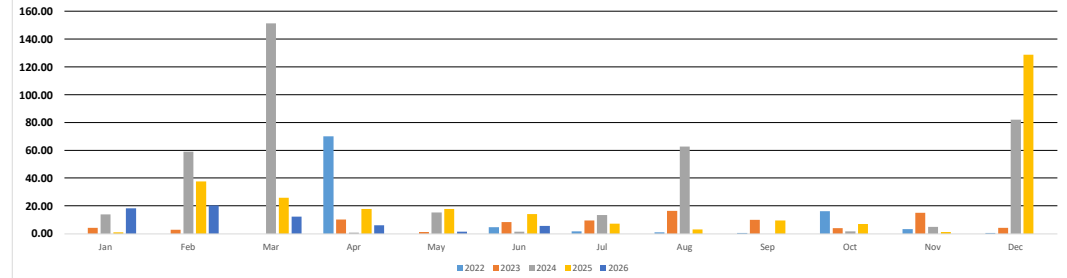
| CLI Fixed Rate Bonds Due 2026 (PHP 2.77 B), Due 2028 (PHP 1.24B), Due 2029 (PHP 0.99 B), Series D Due 2028 (PHP 2.85640B) Series E Due 2030 (PHP 2.14360B) |             |            |               |                       |      |       |        |        |       |
|--|-------------|------------|---------------|-----------------------|------|-------|--------|--------|-------|
| CLI Sustainability-Linked Bonds Due 2029 (PHP 2.18708 B), 2032 (PHP .602810 B), 2035 (PHP 1.21530 B)   |             |            |               |                       |      |       |        |        |       |
| Philippine Dealing & Exchange Corp. (PDEX)   |             |            |               |                       |      |       |        |        |       |
| (in million pesos)   |             |            |               |                       |      |       |        |        |       |
| Securities Summary   |             |            |               | Monthly Trade Summary |      |       |        |        |       |
| Tenor  | Coupon Rate | Issue Date | Maturity Date | Month                 | 2022 | 2023  | 2024   | 2025   | 2026  |
| 3.5 years  | 6.4222%     | 10/7/2022  | 4/7/2026      | Jan                   | 0.00 | 0.00  | 20.90  | 3.20   | 24.30 |
| 5.5 years  | 6.9884%     | 10/7/2022  | 4/7/2028      | Feb                   | 0.00 | 5.00  | 26.31  | 0.50   | 4.31  |
| 7 years  | 7.3649%     | 10/7/2022  | 10/7/2029     | Mar                   | 0.00 | 0.00  | 6.34   | 127.70 | 10.00 |
| 3 years  | 6.6348%     | 3/21/2025  | 3/21/2028     | Apr                   | 0.00 | 0.00  | 1.50   | 7.62   | 8.50  |
| 5 years  | 6.9157%     | 3/21/2025  | 3/21/2030     | May                   | 0.00 | 0.00  | 27.56  | 10.00  | 12.60 |
| 4 years  | 6.5408%     | 12/5/2025  | 12/5/2029     | Jun                   | 0.00 | 3.99  | 0.50   | 0.43   | 5.00  |
| 7 years  | 6.6807%     | 12/5/2025  | 12/5/2032     | Jul                   | 0.00 | 2.50  | 1.13   | 1.44   | 0.00  |
| 10 years   | 6.9572%     | 12/5/2025  | 12/5/2035     | Aug                   | 0.00 | 26.20 | 7.97   | 1.50   | 0.00  |
|  |             |            |               | Sep                   | 0.00 | 4.00  | 2.00   | 10.10  | 0.00  |
|  |             |            |               | Oct                   | 8.00 | 5.20  | 41.50  | 11.16  | 0.00  |
|  |             |            |               | Nov                   | 0.55 | 9.70  | 0.00   | 1.50   | 0.00  |
|  |             |            |               | Dec                   | 0.50 | 23.41 | 1.30   | 24.50  | 0.00  |
|  |             |            |               | TOTAL                 | 9.05 | 80.00 | 137.01 | 199.65 | 64.71 |



As of End of June 2026

NOTE: Data contained in these tables is based on data generated by the PDEX Trading System.  
The PDS Group makes no further representation or warranty regarding the accuracy and completeness thereof.

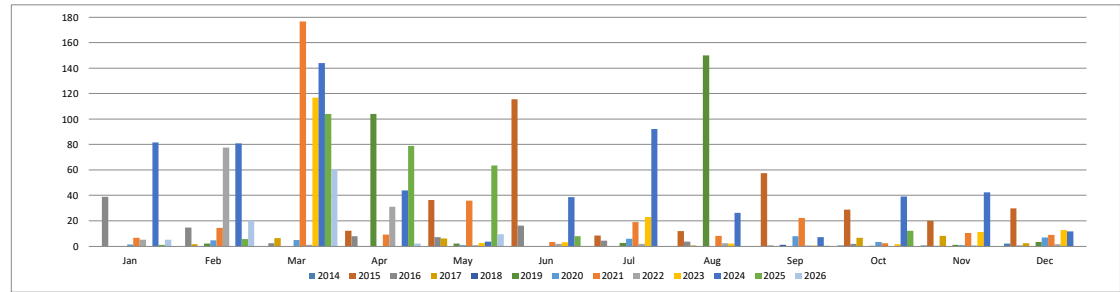
| CNVRG Fixed Rate Bonds Due 2027 (PHP 10.0 B) |             |            |               |                       |       |       |        |        |       |
|--|-------------|------------|---------------|-----------------------|-------|-------|--------|--------|-------|
| Philippine Dealing & Exchange Corp. (PDEX)   |             |            |               |                       |       |       |        |        |       |
| (in million pesos)                           |             |            |               |                       |       |       |        |        |       |
| Securities Summary                           |             |            |               | Monthly Trade Summary |       |       |        |        |       |
| Tenor  | Coupon Rate | Issue Date | Maturity Date | Month                 | 2022  | 2023  | 2024   | 2025   | 2026  |
| 5 Years                                      | 5.5942%     | 4/8/2022   | 4/8/2027      | Jan                   | 0.00  | 4.20  | 13.76  | 1.00   | 18.31 |
|  |             |            |               | Feb                   | 0.00  | 2.79  | 59.00  | 37.54  | 20.20 |
|  |             |            |               | Mar                   | 0.00  | 0.00  | 151.32 | 25.92  | 12.30 |
|  |             |            |               | Apr                   | 69.90 | 10.20 | 0.70   | 17.73  | 5.98  |
|  |             |            |               | May                   | 0.00  | 1.20  | 15.30  | 17.70  | 1.40  |
|  |             |            |               | Jun                   | 4.70  | 8.24  | 1.45   | 14.00  | 5.49  |
|  |             |            |               | Jul                   | 1.60  | 9.40  | 13.50  | 7.16   | 0.00  |
|  |             |            |               | Aug                   | 1.00  | 16.40 | 62.58  | 3.00   | 0.00  |
|  |             |            |               | Sep                   | 0.42  | 9.93  | 0.00   | 9.44   | 0.00  |
|  |             |            |               | Oct                   | 16.13 | 4.00  | 1.75   | 7.00   | 0.00  |
|  |             |            |               | Nov                   | 3.20  | 15.00 | 4.80   | 1.29   | 0.00  |
|  |             |            |               | Dec                   | 0.42  | 4.15  | 82.09  | 128.76 | 0.00  |
|  |             |            |               | TOTAL                 | 97.37 | 85.51 | 406.25 | 270.55 | 63.68 |



As of End of June 2026


NOTE: Data contained in these tables is based on data generated by the PDEX Trading System.  
The PDS Group makes no further representation or warranty regarding the accuracy and completeness thereof.

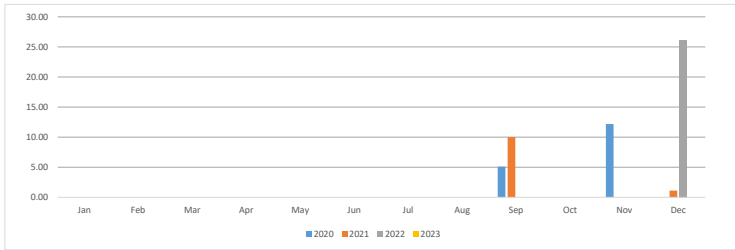
| CPG BONDS DUE 2017 (PHP 1.19 B), 2020 (PHP 1.39 B), 2021 (PHP 0.12 B), 2022 (PHP 3 B), 2024 (PHP 3.00B), 2027 (PHP 3.00 B), 2026 (PHP 0.69), 2028 (PHP 1.31), 2030 (PHP 1.00 B)<br>2030 (PHP 2.32505 B), 2033 (PHP 2.67495 B) & 2031 (PHP 3.00 B)<br>Philippine Dealing & Exchange Corp. (PDEX)<br>(in million pesos) |             |            |               |                       |             |               |              |              |             |               |              |               |               |               |               |               |              |  |
|---|-------------|------------|---------------|-----------------------|-------------|---------------|--------------|--------------|-------------|---------------|--------------|---------------|---------------|---------------|---------------|---------------|--------------|--|
| Securities Summary  |             |            |               | Monthly Trade Summary |             |               |              |              |             |               |              |               |               |               |               |               |              |  |
| Tenor   | Coupon Rate | Issue Date | Maturity Date | Month                 | 2014        | 2015          | 2016         | 2017         | 2018        | 2019          | 2020         | 2021          | 2022          | 2023          | 2024          | 2025          | 2026         |  |
| 3 Years   | 6.0000%     | 9/2/2014   | 9/2/2017      | Jan                   | 0.00        | 0.00          | 38.74        | 0.00         | 0.00        | 0.00          | 1.28         | 6.50          | 5.01          | 0.00          | 81.45         | 1.10          | 4.98         |  |
| 6 Years   | 6.6878%     | 9/2/2014   | 3/2/2020      | Feb                   | 0.00        | 0.00          | 14.70        | 1.50         | 0.00        | 2.00          | 4.48         | 14.40         | 77.60         | 0.00          | 80.73         | 5.50          | 20.10        |  |
| 7 Years   | 6.9758%     | 9/2/2014   | 9/2/2021      | Mar                   | 0.00        | 0.00          | 2.20         | 6.30         | 0.00        | 0.00          | 4.83         | 176.63        | 1.00          | 116.70        | 144.00        | 103.88        | 60.50        |  |
| 3 Years   | 7.8203%     | 4/15/2019  | 4/15/2022     | Apr                   | 0.00        | 12.20         | 7.77         | 0.00         | 0.00        | 104.03        | 0.00         | 9.02          | 30.93         | 0.00          | 43.82         | 78.84         | 2.00         |  |
| 3 Years   | 4.8467%     | 3/1/2021   | 3/1/2024      | May                   | 0.00        | 36.37         | 7.20         | 6.00         | 0.00        | 2.00          | 0.90         | 35.66         | 0.85          | 2.50          | 3.50          | 63.50         | 9.40         |  |
| 5 Years   | 5.7524%     | 2/24/2022  | 2/24/2027     | Jun                   | 0.00        | 115.50        | 16.11        | 0.00         | 0.00        | 0.00          | 0.00         | 3.20          | 1.85          | 2.94          | 38.53         | 7.90          | 0.00         |  |
| 3 Years   | 6.5760%     | 3/17/2023  | 3/17/2026     | Jul                   | 0.00        | 8.45          | 4.32         | 0.20         | 0.00        | 2.60          | 5.93         | 18.80         | 1.86          | 23.00         | 92.16         | 0.00          | 0.00         |  |
| 5 Years   | 7.4054%     | 3/17/2023  | 3/17/2028     | Aug                   | 0.00        | 11.90         | 3.50         | 0.50         | 0.00        | 150.00        | 0.00         | 8.00          | 2.31          | 2.00          | 26.20         | 0.00          | 0.00         |  |
| 7 Years   | 7.6800%     | 3/17/2023  | 3/17/2030     | Sep                   | 0.00        | 57.29         | 0.50         | 0.00         | 1.00        | 0.00          | 7.73         | 22.05         | 0.50          | 0.50          | 7.17          | 0.40          | 0.00         |  |
| 4 Years   | 6.5080%     | 2/20/2026  | 2/20/2030     | Oct                   | 0.50        | 28.74         | 1.90         | 6.60         | 0.00        | 0.40          | 3.25         | 2.23          | 0.00          | 1.50          | 38.98         | 12.10         | 0.00         |  |
| 7 Years   | 7.6280%     | 2/20/2026  | 2/20/2033     | Nov                   | 0.50        | 20.00         | 0.30         | 8.20         | 0.10        | 1.00          | 0.83         | 10.23         | 0.50          | 11.05         | 42.38         | 0.00          | 0.00         |  |
| 5 Years   | 7.7000%     | 6/30/2026  | 6/30/2031     | Dec                   | 2.00        | 29.60         | 0.50         | 2.30         | 0.00        | 3.20          | 6.83         | 8.92          | 1.55          | 12.70         | 11.50         | 0.00          | 0.00         |  |
| <b>TOTAL</b>  |             |            |               |                       | <b>3.00</b> | <b>320.05</b> | <b>97.73</b> | <b>31.60</b> | <b>1.10</b> | <b>265.23</b> | <b>36.06</b> | <b>315.64</b> | <b>123.96</b> | <b>172.89</b> | <b>610.42</b> | <b>273.22</b> | <b>96.98</b> |  |



As of End of June 2026

NOTE: Data contained in these tables is based on data generated by the PDEX Trading System.  
The PDS Group makes no further representation or warranty regarding the accuracy and completeness thereof.

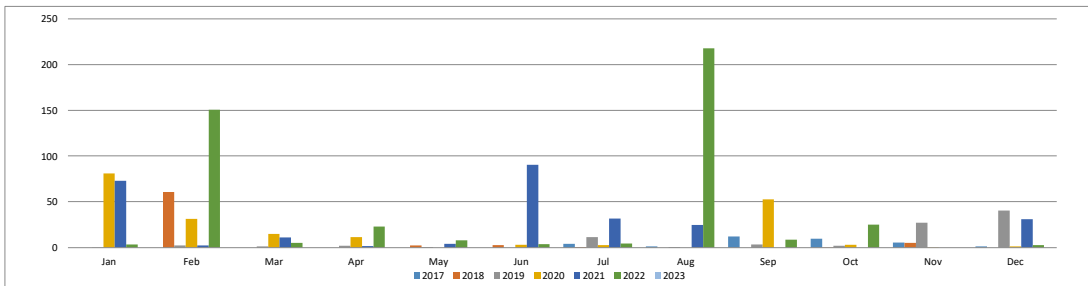
| Securities Summary   |             |            |               | Monthly Trade Summary |              |              |              |             |       |       |      |
|--|-------------|------------|---------------|-----------------------|--------------|--------------|--------------|-------------|-------|-------|------|
| Tenor  | Coupon Rate | Issue Date | Maturity Date | Month                 | 2020         | 2021         | 2022         | 2023        |       |       |      |
| 3 Months   | 0.0000%     | 2/20/2020  | 5/21/2020     | Jan                   | 0.00         | 0.00         | 0.00         | 0.00        |       |       |      |
| 6 Months   | 0.0000%     | 2/20/2020  | 8/20/2020     | Feb                   | 0.00         | 0.00         | 0.00         | 0.00        |       |       |      |
| 1 Year   | 0.0000%     | 2/20/2020  | 2/18/2021     | Mar                   | 0.00         | 0.00         | 0.00         | 0.00        |       |       |      |
| 6 Months   | 0.0000%     | 4/28/2021  | 10/27/2021    | Apr                   | 0.00         | 0.00         | 0.00         | 0.00        |       |       |      |
| 1 Year   | 0.0000%     | 4/28/2021  | 4/27/2022     | May                   | 0.00         | 0.00         | 0.00         | 0.00        |       |       |      |
| 6 Months   | 0.0000%     | 12/6/2022  | 6/6/2023      | Jun                   | 0.00         | 0.00         | 0.00         | 0.00        |       |       |      |
| 1 Year   | 0.0000%     | 12/6/2022  | 12/5/2023     | Jul                   | 0.00         | 0.00         | 0.00         | 0.00        |       |       |      |
|  |             |            |               | Aug                   | 0.00         | 0.00         | 0.00         | 0.00        |       |       |      |
|  |             |            |               | Sep                   | 5.10         | 10.00        | 0.00         | 0.00        |       |       |      |
|  |             |            |               | Oct                   | 0.00         | 0.00         | 0.00         | 0.00        |       |       |      |
|  |             |            |               | Nov                   | 12.20        | 0.00         | 0.00         | 0.00        |       |       |      |
|  |             |            |               | Dec                   | 0.00         | 1.10         | 26.10        | 0.00        |       |       |      |
|  |             |            |               | <b>TOTAL</b>          | <b>17.30</b> | <b>11.10</b> | <b>26.10</b> | <b>0.00</b> |       |       |      |
|  |             |            |               |                       |              |              |              | Aug         | 0.00  | 0.00  | 0.00 |
|  |             |            |               |                       |              |              |              | Sep         | 5.10  | 10.00 | 0.00 |
|  |             |            |               |                       |              |              |              | Oct         | 0.00  | 0.00  | 0.00 |
|  |             |            |               |                       |              |              |              | Nov         | 12.20 | 0.00  | 0.00 |



As of End of June 2026

NOTE: Data contained in these tables is based on data generated by the PDEX Trading System.  
The PDS Group makes no further representation or warranty regarding the accuracy and completeness thereof.

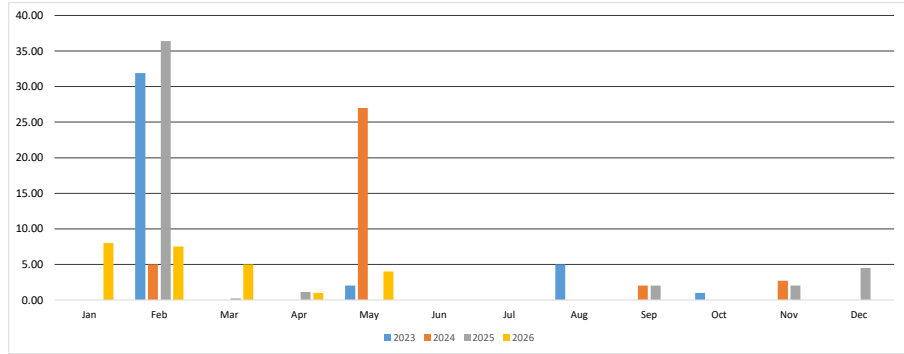
| CPI BONDS DUE 2023 (PHP 6.0 B)             |             |            |               |                       |       |       |       |        |        |        |      |  |  |
|--|-------------|------------|---------------|-----------------------|-------|-------|-------|--------|--------|--------|------|--|--|
| Philippine Dealing & Exchange Corp. (PDEX) |             |            |               |                       |       |       |       |        |        |        |      |  |  |
| (in million pesos)                         |             |            |               |                       |       |       |       |        |        |        |      |  |  |
| Securities Summary                         |             |            |               | Monthly Trade Summary |       |       |       |        |        |        |      |  |  |
| Tenor                                      | Coupon Rate | Issue Date | Maturity Date | Month                 | 2017  | 2018  | 2019  | 2020   | 2021   | 2022   | 2023 |  |  |
| 5.5 Years                                  | 5.0496%     | 7/7/2017   | 1/7/2023      | Jan                   | 0.00  | 0.00  | 0.06  | 80.92  | 72.80  | 3.10   | 0.00 |  |  |
|  |             |            |               | Feb                   | 0.00  | 60.65 | 2.18  | 31.30  | 2.00   | 150.60 | 0.00 |  |  |
|  |             |            |               | Mar                   | 0.00  | 0.00  | 1.00  | 14.59  | 11.00  | 5.00   | 0.00 |  |  |
|  |             |            |               | Apr                   | 0.00  | 0.00  | 1.70  | 11.30  | 1.50   | 22.83  | 0.00 |  |  |
|  |             |            |               | May                   | 0.00  | 2.10  | 0.58  | 0.00   | 3.76   | 7.60   | 0.00 |  |  |
|  |             |            |               | Jun                   | 0.00  | 2.48  | 0.00  | 3.00   | 90.27  | 3.70   | 0.00 |  |  |
|  |             |            |               | Jul                   | 4.00  | 0.50  | 11.36 | 2.67   | 31.60  | 4.10   | 0.00 |  |  |
|  |             |            |               | Aug                   | 1.00  | 0.00  | 0.40  | 0.00   | 24.67  | 217.82 | 0.00 |  |  |
|  |             |            |               | Sep                   | 12.00 | 0.00  | 3.15  | 52.44  | 0.00   | 8.37   | 0.00 |  |  |
|  |             |            |               | Oct                   | 9.66  | 0.20  | 1.90  | 2.80   | 0.00   | 25.00  | 0.00 |  |  |
|  |             |            |               | Nov                   | 5.34  | 5.10  | 27.10 | 0.20   | 0.00   | 0.00   | 0.00 |  |  |
|  |             |            |               | Dec                   | 1.00  | 0.00  | 40.40 | 1.00   | 30.83  | 2.56   | 0.00 |  |  |
|  |             |            |               | TOTAL                 | 33.00 | 71.03 | 89.83 | 200.22 | 268.43 | 450.68 | 0.00 |  |  |



As of End of June 2026

NOTE: Data contained in these tables is based on data generated by the PDEX Trading System.  
The PDS Group makes no further representation or warranty regarding the accuracy and completeness thereof.

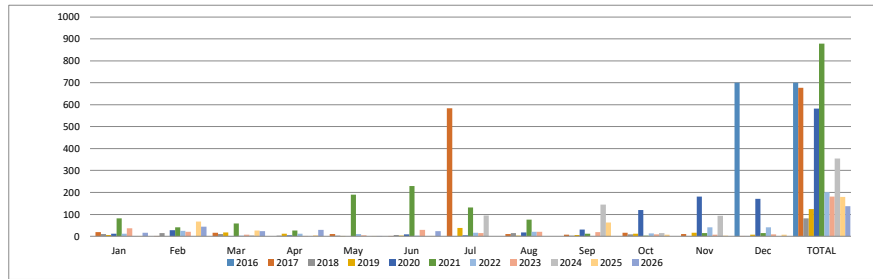
| CREIT ASEAN Green Bonds Due 2028 (PHP 4.5 B) |             |            |               |                       |       |       |       |       |  |
|--|-------------|------------|---------------|-----------------------|-------|-------|-------|-------|--|
| Philippine Dealing & Exchange Corp. (PDEX)   |             |            |               |                       |       |       |       |       |  |
| (in million pesos)                           |             |            |               |                       |       |       |       |       |  |
| Securities Summary                           |             |            |               | Monthly Trade Summary |       |       |       |       |  |
| Tenor  | Coupon Rate | Issue Date | Maturity Date | Month                 | 2023  | 2024  | 2025  | 2026  |  |
| 5 Years                                      | 7.0543%     | 2/10/2023  | 2/10/2028     | Jan                   | 0.00  | 0.00  | 0.00  | 8.00  |  |
|  |             |            |               | Feb                   | 31.90 | 5.00  | 36.40 | 7.50  |  |
|  |             |            |               | Mar                   | 0.00  | 0.00  | 0.20  | 5.00  |  |
|  |             |            |               | Apr                   | 0.00  | 0.00  | 1.10  | 1.00  |  |
|  |             |            |               | May                   | 2.00  | 27.00 | 0.00  | 4.00  |  |
|  |             |            |               | Jun                   | 0.00  | 0.00  | 0.00  | 0.00  |  |
|  |             |            |               | Jul                   | 0.00  | 0.00  | 0.00  | 0.00  |  |
|  |             |            |               | Aug                   | 5.00  | 0.00  | 0.00  | 0.00  |  |
|  |             |            |               | Sep                   | 0.00  | 2.00  | 2.00  | 0.00  |  |
|  |             |            |               | Oct                   | 1.00  | 0.00  | 0.00  | 0.00  |  |
|  |             |            |               | Nov                   | 0.00  | 2.70  | 2.00  | 0.00  |  |
|  |             |            |               | Dec                   | 0.00  | 0.00  | 4.50  | 0.00  |  |
|  |             |            |               | TOTAL                 | 39.90 | 36.70 | 46.20 | 25.50 |  |



As of End of June 2026

NOTE: Data contained in these tables is based on data generated by the PDEX Trading System.  
The PDS Group makes no further representation or warranty regarding the accuracy and completeness thereof.

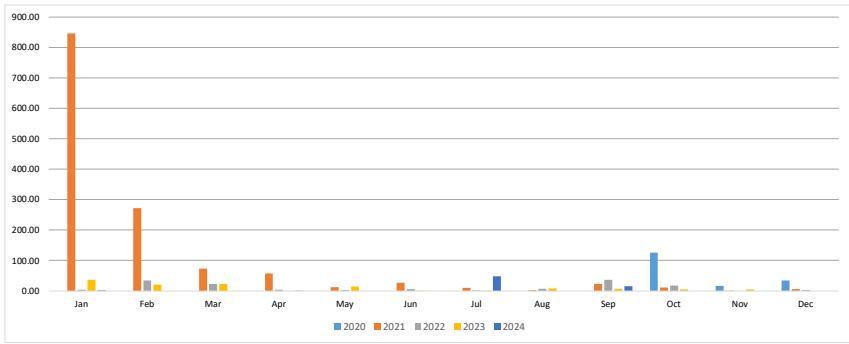
| DO BONDS DUE 2026 (PHP 5.3 B), 2024 (PHP 9.7 B), 2025 (PHP 2.5B), 2028 (PHP 1.1B), 2028 (PHP 1.0 B), Series C Due 2028 (PHP 6B), Series D Due 2029 (PHP 4B), Series E Due 2030 (PHP 10B), Series F Due 2032 (PHP 9.1B)<br>Series 3 Notes 2030 (PHP 2.5B), Series G Due 2029 (PHP 6.499 B), Series H Due 2031 (PHP 2.411 B), Series 3B Due 2030 (PHP 2.35900 B), Series 4 Due 2033 (PHP 2.5 B), Series 5 Due 2033 (PHP 2.5 B) & Series 4B Due 2033 (PHP 2B)<br>Philippine Dealing & Exchange Corp. (PDEX)<br>(in million pesos) |             |            |               |                       |        |        |       |        |        |        |        |        |        |        |        |
|--|-------------|------------|---------------|-----------------------|--------|--------|-------|--------|--------|--------|--------|--------|--------|--------|--------|
| Securities Summary   |             |            |               | Monthly Trade Summary |        |        |       |        |        |        |        |        |        |        |        |
| Tenor  | Coupon Rate | Issue Date | Maturity Date | Month                 | 2016   | 2017   | 2018  | 2019   | 2020   | 2021   | 2022   | 2023   | 2024   | 2025   | 2026   |
| 10 Years   | 5.9721%     | 12/15/2016 | 12/10/2026    | Jan                   | 0.00   | 19.50  | 11.00 | 6.48   | 12.05  | 81.93  | 12.37  | 37.00  | 2.02   | 1.80   | 16.75  |
| 7 Years  | 6.0952%     | 7/21/2017  | 7/21/2024     | Feb                   | 0.00   | 1.00   | 15.05 | 0.00   | 27.70  | 40.63  | 25.45  | 20.66  | 0.00   | 67.01  | 44.44  |
| 1.5 Years  | 9.5307%     | 9/8/2023   | 3/8/2025      | Mar                   | 0.00   | 16.20  | 10.40 | 17.60  | 2.00   | 58.08  | 2.65   | 7.16   | 5.00   | 26.15  | 23.00  |
| 5 Years  | 9.5354%     | 9/8/2023   | 9/8/2028      | Apr                   | 0.00   | 0.00   | 3.15  | 11.50  | 5.15   | 26.15  | 11.70  | 0.10   | 0.00   | 4.00   | 29.50  |
| 4.36 Years   | 9.5354%     | 5/23/2024  | 9/8/2028      | May                   | 0.00   | 11.20  | 3.30  | 0.65   | 0.00   | 189.26 | 10.59  | 5.00   | 0.00   | 1.00   | 1.00   |
| 3.5 Years  | 8.0080%     | 7/16/2024  | 1/16/2028     | Jun                   | 0.00   | 0.80   | 6.85  | 3.40   | 9.50   | 229.76 | 3.69   | 29.60  | 0.00   | 0.20   | 23.00  |
| 5 Years  | 8.0080%     | 9/20/2024  | 9/20/2029     | Jul                   | 0.00   | 583.10 | 2.00  | 38.95  | 4.00   | 131.78 | 16.00  | 15.00  | 95.25  | 0.00   | 0.00   |
| 5.5 Years  | 8.0000%     | 11/27/2024 | 5/27/2030     | Aug                   | 0.00   | 10.50  | 15.55 | 2.60   | 18.00  | 76.10  | 21.00  | 21.00  | 0.00   | 0.00   | 0.00   |
| 7 Years  | 7.7700%     | 2/21/2025  | 2/21/2032     | Sep                   | 0.00   | 7.00   | 3.80  | 6.50   | 31.55  | 12.60  | 1.05   | 18.80  | 144.40 | 62.58  | 0.00   |
| 5 Years  | 9.5307%     | 3/20/2025  | 3/20/2030     | Oct                   | 0.00   | 16.10  | 8.50  | 12.48  | 120.10 | 3.60   | 13.90  | 9.40   | 14.30  | 7.00   | 0.00   |
| 3.5 Years  | 7.7000%     | 9/19/2025  | 3/19/2029     | Nov                   | 0.00   | 10.60  | 1.50  | 16.20  | 181.26 | 14.42  | 41.80  | 7.78   | 93.88  | 3.00   | 0.00   |
| 5.5 Years  | 7.7000%     | 9/19/2025  | 3/19/2031     | Dec                   | 700.60 | 1.35   | 0.80  | 8.20   | 170.70 | 14.45  | 41.10  | 9.00   | 0.00   | 7.07   | 0.00   |
| 4.25 Years   | 9.5307%     | 2/23/2026  | 3/20/2030     | TOTAL                 | 700.60 | 677.35 | 81.90 | 124.56 | 582.01 | 878.76 | 201.30 | 180.50 | 354.85 | 179.81 | 137.69 |
| 7 Years  | 7.7500%     | 3/23/2026  | 3/23/2033     |                       |        |        |       |        |        |        |        |        |        |        |        |
| 7 Years  | 7.7500%     | 4/23/2026  | 4/23/2033     |                       |        |        |       |        |        |        |        |        |        |        |        |
| 6.875 Years  | 7.7500%     | 5/6/2026   | 3/23/2033     |                       |        |        |       |        |        |        |        |        |        |        |        |



As of End of June 2026

NOTE: Data contained in these tables is based on data generated by the PDEX Trading System.  
The PDS Group makes no further representation or warranty regarding the accuracy and completeness thereof.

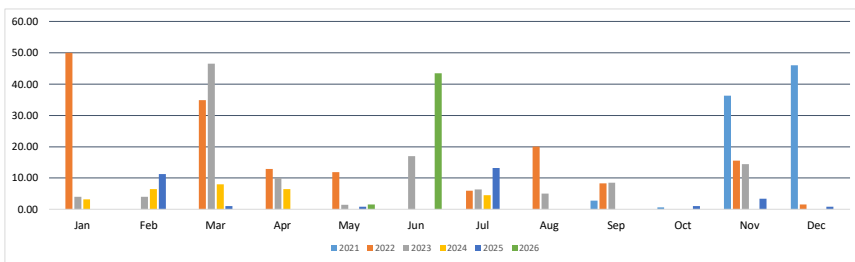
| DWPI Series A Fixed Rate Bonds Due 2023 (PHP 5.8) DWPI Series B Fixed Rate Bonds Due 2025 (PHP 0.65) |             |            |               |                       |        |          |        |        |       |      |      |  |
|--|-------------|------------|---------------|-----------------------|--------|----------|--------|--------|-------|------|------|--|
| Philippine Dealing & Exchange Corp. (PDEX)   |             |            |               |                       |        |          |        |        |       |      |      |  |
| (in million pesos)   |             |            |               |                       |        |          |        |        |       |      |      |  |
| Securities Summary   |             |            |               | Monthly Trade Summary |        |          |        |        |       |      |      |  |
| Tenor  | Coupon Rate | Issue Date | Maturity Date | Month                 | 2020   | 2021     | 2022   | 2023   | 2024  | 2025 | 2026 |  |
| 3 Years  | 3.4840%     | 10/30/2020 | 10/30/2023    | Jan                   | 0.00   | 846.51   | 3.75   | 36.30  | 1.50  |      |      |  |
| 5 Years  | 3.7563%     | 10/30/2020 | 10/30/2025    | Feb                   | 0.00   | 271.34   | 34.15  | 20.90  | 0.00  |      |      |  |
|  |             |            |               | Mar                   | 0.00   | 73.01    | 22.40  | 22.10  | 0.00  |      |      |  |
|  |             |            |               | Apr                   | 0.00   | 57.74    | 4.00   | 0.00   | 0.10  |      |      |  |
|  |             |            |               | May                   | 0.00   | 12.00    | 2.90   | 14.50  | 0.00  |      |      |  |
|  |             |            |               | Jun                   | 0.00   | 27.00    | 5.50   | 0.60   | 0.00  |      |      |  |
|  |             |            |               | Jul                   | 0.00   | 9.92     | 2.00   | 0.21   | 47.30 |      |      |  |
|  |             |            |               | Aug                   | 0.00   | 2.40     | 6.70   | 8.30   | 0.00  |      |      |  |
|  |             |            |               | Sep                   | 0.00   | 22.08    | 35.70  | 6.56   | 15.20 |      |      |  |
|  |             |            |               | Oct                   | 125.35 | 11.40    | 17.00  | 5.00   | 0.00  |      |      |  |
|  |             |            |               | Nov                   | 16.00  | 0.65     | 0.00   | 5.00   | 0.00  |      |      |  |
|  |             |            |               | Dec                   | 34.30  | 5.50     | 2.50   | 0.00   | 0.00  |      |      |  |
|  |             |            |               | TOTAL                 | 175.65 | 1,339.55 | 136.60 | 119.46 | 64.10 |      |      |  |



As of End of June 2026

NOTE: Data contained in these tables is based on data generated by the PDEX Trading System.  
The PDS Group makes no further representation or warranty regarding the accuracy and completeness thereof.

| DNL Series A Due 2024 (PHP 3.00 B) , Series B Due 2026 (PHP 2.00 B) |             |            |               |                       |       |        |        |       |       |       |
|---|-------------|------------|---------------|-----------------------|-------|--------|--------|-------|-------|-------|
| Philippine Dealing & Exchange Corp. (PDEX)                          |             |            |               |                       |       |        |        |       |       |       |
| (In million pesos)  |             |            |               |                       |       |        |        |       |       |       |
| Securities Summary  |             |            |               | Monthly Trade Summary |       |        |        |       |       |       |
| Tenor   | Coupon Rate | Issue Date | Maturity Date | Month                 | 2021  | 2022   | 2023   | 2024  | 2025  | 2026  |
| 3 Years   | 2.7885%     | 9/14/2021  | 8/20/2024     | Jan                   | 0.00  | 50.00  | 0.00   | 4.00  | 3.15  | 0.00  |
| 3 Years   | 3.5962%     | 9/14/2021  | 9/14/2026     | Jan                   | 0.00  | 0.00   | 4.00   | 6.51  | 11.30 | 0.00  |
|   |             |            |               | Feb                   | 0.00  | 34.89  | 46.51  | 8.00  | 1.02  | 0.00  |
|   |             |            |               | Mar                   | 0.00  | 12.85  | 10.00  | 6.47  | 0.00  | 0.00  |
|   |             |            |               | Apr                   | 0.00  | 11.85  | 1.50   | 0.00  | 0.80  | 1.52  |
|   |             |            |               | May                   | 0.00  | 0.00   | 17.00  | 0.00  | 0.00  | 43.50 |
|   |             |            |               | Jun                   | 0.00  | 6.00   | 6.40   | 4.50  | 13.17 | 0.00  |
|   |             |            |               | Jul                   | 0.00  | 20.07  | 5.00   | 0.00  | 0.00  | 0.00  |
|   |             |            |               | Aug                   | 2.82  | 8.35   | 8.50   | 0.00  | 0.00  | 0.00  |
|   |             |            |               | Sep                   | 0.63  | 0.00   | 0.00   | 0.00  | 1.00  | 0.00  |
|   |             |            |               | Oct                   | 36.34 | 15.51  | 14.44  | 0.00  | 3.40  | 0.00  |
|   |             |            |               | Nov                   | 46.00 | 1.52   | 0.00   | 0.00  | 0.80  | 0.00  |
|   |             |            |               | Dec                   | 85.79 | 161.04 | 117.35 | 28.63 | 31.49 | 45.02 |
|   |             |            |               | TOTAL                 |       |        |        |       |       |       |



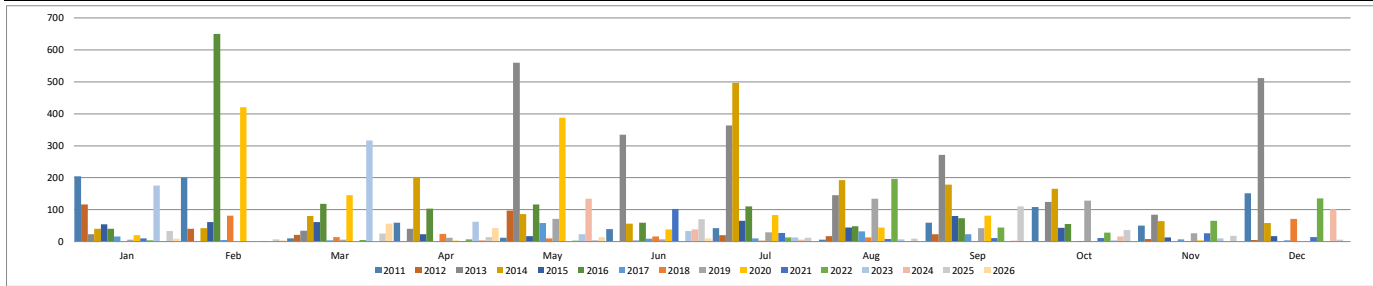
As of End of June 2026

NOTE: Data contained in these tables is based on data generated by the PDEX Trading System.  
The PDS Group makes no further representation or warranty regarding the accuracy and completeness thereof.

EDC BONDS DUE 2015 (PHP 8.5 B), 2016 (PHP 3.5 B), 2020 (PHP 3 B), 2023 (PHP 4 B), 2024 (PHP 2.5 B), 2026(PHP 2.5 B), 2027 (PHP 3.0B), 2029 (PHP 3.5B), 2031 (PHP 3.5B)

Philippine Dealing & Exchange Corp. (PDEX)  
(in million pesos)

| Securities Summary |             |            |               | Monthly Trade Summary |      |        |        |          |      |          |        |          |        |        |        |          |        |        |        |        |        |        |
|--------------------|-------------|------------|---------------|-----------------------|------|--------|--------|----------|------|----------|--------|----------|--------|--------|--------|----------|--------|--------|--------|--------|--------|--------|
| Tenor              | Coupon Rate | Issue Date | Maturity Date | Month                 | 2011 | 2012   | 2013   | 2014     | 2015 | 2016     | 2017   | 2018     | 2019   | 2020   | 2021   | 2022     | 2023   | 2024   | 2025   | 2026   |        |        |
| 6 Years            | 8.6418%     | 12/4/2009  | 6/4/2015      | Jan                   |      | 203.95 | 115.90 | 23.35    |      | 40.28    | 54.30  | 39.98    | 15.52  | 0.85   | 5.50   | 20.17    | 10.50  | 4.00   | 175.03 | 0.04   | 32.93  | 8.66   |
| 7 Years            | 9.3327%     | 12/4/2009  | 12/4/2016     | Feb                   |      | 200.00 | 40.00  | 1.00     |      | 42.50    | 61.50  | 649.70   | 4.50   | 80.64  | 0.00   | 420.50   | 0.00   | 1.88   | 0.00   | 7.26   | 3.57   |        |
| 7 Years            | 4.1583%     | 5/3/2013   | 5/3/2020      | Mar                   |      | 10.11  | 21.50  | 33.90    |      | 80.04    | 60.67  | 118.04   | 3.70   | 14.47  | 5.83   | 145.00   | 0.00   | 4.90   | 316.17 | 0.00   | 25.15  | 56.10  |
| 10 Years           | 4.7312%     | 5/3/2013   | 5/3/2023      | Apr                   |      | 59.20  | 0.45   | 40.25    |      | 200.34   | 22.88  | 103.10   | 1.10   | 24.47  | 12.50  | 2.75     | 1.00   | 6.70   | 61.70  | 5.01   | 14.09  | 42.22  |
| 3 Years            | 2.8565%     | 6/25/2021  | 6/25/2024     | May                   |      | 12.00  | 97.00  | 559.55   |      | 86.05    | 16.57  | 116.40   | 58.17  | 9.86   | 71.25  | 387.45   | 0.00   | 3.36   | 22.95  | 134.16 | 4.90   | 13.60  |
| 10 Years           | 3.7305%     | 6/25/2021  | 6/25/2026     | Jun                   |      | 39.00  | 0.50   | 334.57   |      | 56.21    | 3.00   | 58.70    | 8.53   | 16.24  | 6.60   | 37.93    | 102.43 | 1.00   | 33.50  | 37.66  | 70.06  | 10.24  |
| 3 Years            | 6.7478%     | 5/27/2024  | 5/27/2027     | Jul                   |      | 42.00  | 19.90  | 363.62   |      | 497.37   | 64.87  | 110.33   | 10.00  | 3.01   | 28.62  | 83.00    | 27.51  | 12.86  | 13.00  | 5.84   | 11.63  | 0.00   |
| 5 Years            | 6.8873%     | 5/27/2024  | 5/27/2029     | Aug                   |      | 5.50   | 17.26  | 145.35   |      | 192.83   | 44.55  | 47.96    | 31.97  | 12.80  | 134.70 | 43.86    | 7.88   | 195.94 | 7.00   | 0.16   | 9.00   | 0.00   |
| 7 Years            | 7.0626%     | 5/27/2024  | 5/27/2031     | Sep                   |      | 58.80  | 23.20  | 271.94   |      | 178.19   | 80.22  | 72.79    | 22.83  | 1.95   | 42.40  | 81.49    | 11.10  | 44.43  | 2.09   | 2.89   | 110.40 | 0.00   |
|                    |             |            |               | Oct                   |      | 108.00 | 0.05   | 124.30   |      | 165.72   | 42.68  | 55.00    | 0.40   | 2.00   | 128.33 | 1.00     | 10.98  | 28.11  | 4.00   | 16.18  | 35.93  | 0.00   |
|                    |             |            |               | Nov                   |      | 50.00  | 7.50   | 83.66    |      | 64.48    | 13.10  | 0.00     | 7.00   | 2.00   | 26.00  | 4.00     | 26.00  | 64.77  | 10.36  | 0.00   | 18.29  | 0.00   |
|                    |             |            |               | Dec                   |      | 151.50 | 5.00   | 512.20   |      | 58.10    | 17.47  | 0.00     | 4.24   | 70.70  | 0.00   | 14.30    | 135.63 | 1.01   | 100.80 | 6.00   | 0.00   | 0.00   |
|                    |             |            |               | TOTAL                 |      | 940.06 | 348.26 | 2,493.69 |      | 1,662.10 | 481.81 | 1,372.00 | 167.96 | 238.99 | 461.73 | 1,227.65 | 211.70 | 501.70 | 648.69 | 302.74 | 345.64 | 134.39 |





As of End of June 2026

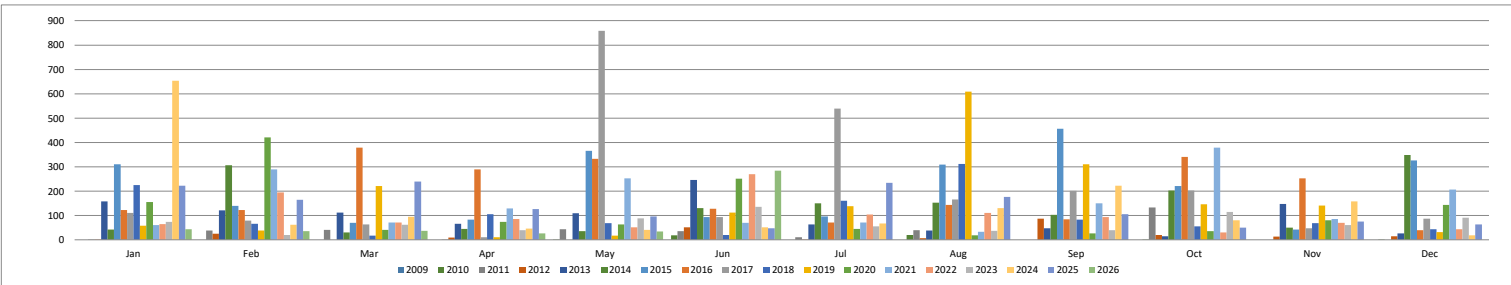
NOTE: Data contained in these tables is based on data generated by the PDEX Trading System.  
The PDS Group makes no further representation or warranty regarding the accuracy and completeness thereof.

FLI BONDS DUE 2012 (PHP 500 M), 2014 (PHP 4.5 B), 2016 (PHP 3 B), 2019 (PHP 7 B), 2020 (PHP 4.3 B), 2023 (PHP 2.7 B), 2021 (PHP 5.3 B), 2024 (PHP 1.7 B), 2022 (PHP 7.0 B), 2025 (PHP 1.0 B), 2023 (PHP 6.34B), 2026 (PHP 1.76B), 2025 (PHP 5.0 B), 2027 (PHP 5.0B)  
FLI BONDS DUE 2025 (PHP 8.925), BONDS DUE 2027 (PHP 2.975 B), 2027 (PHP 11.4308 B), 5-YEAR FIXED RATE BONDS DUE 2030 (PHP 6.78554), 7-YEAR FIXED RATE BONDS DUE 2032 (PHP 2.66126), 10-YEAR FIXED RATE BONDS DUE 2035 (PHP 2.55320), 3.5-YEAR FIXED RATE BONDS DUE 2029 (PHP 3.0B)

Philippine Dealing & Exchange Corp. (PDEX)

(in million pesos)

| Securities Summary |             |            |               | Monthly Trade Summary |      |       |        |        |          |          |          |          |          |          |          |          |          |          |        |          |          |        |  |  |  |  |
|--------------------|-------------|------------|---------------|-----------------------|------|-------|--------|--------|----------|----------|----------|----------|----------|----------|----------|----------|----------|----------|--------|----------|----------|--------|--|--|--|--|
| Tenor              | Coupon Rate | Issue Date | Maturity Date | Month                 | 2009 | 2010  | 2011   | 2012   | 2013     | 2014     | 2015     | 2016     | 2017     | 2018     | 2019     | 2020     | 2021     | 2022     | 2023   | 2024     | 2025     | 2026   |  |  |  |  |
| 3 Years            | 7.5269%     | 11/19/2009 | 11/19/2012    | Jan                   | 0.00 | 0.00  | 0.50   | 1.23   | 157.90   | 42.17    | 311.00   | 122.29   | 111.01   | 225.65   | 58.00    | 154.90   | 60.99    | 64.49    | 74.26  | 653.07   | 222.47   | 43.37  |  |  |  |  |
| 5 Years            | 8.4615%     | 11/19/2009 | 11/20/2014    | Feb                   | 0.00 | 0.00  | 38.60  | 25.00  | 120.80   | 306.48   | 139.20   | 121.93   | 78.93    | 65.38    | 38.64    | 421.28   | 289.24   | 194.50   | 19.45  | 61.54    | 164.66   | 35.42  |  |  |  |  |
| 5 Years            | 6.1962%     | 7/7/2011   | 10/7/2016     | Mar                   | 0.00 | 0.00  | 41.00  | 0.00   | 111.50   | 30.20    | 69.30    | 378.39   | 62.83    | 17.60    | 220.75   | 41.50    | 70.92    | 71.25    | 61.92  | 95.53    | 238.97   | 37.44  |  |  |  |  |
| 7 Years            | 6.2731%     | 6/8/2012   | 6/8/2019      | Apr                   | 0.00 | 0.00  | 1.00   | 10.00  | 65.46    | 44.80    | 83.02    | 288.95   | 10.15    | 106.05   | 10.60    | 73.51    | 128.52   | 86.09    | 39.22  | 45.78    | 126.23   | 26.29  |  |  |  |  |
| 7 Years            | 4.8562%     | 11/8/2013  | 11/8/2020     | May                   | 0.00 | 0.20  | 44.00  | 0.00   | 109.02   | 35.35    | 365.30   | 333.18   | 858.55   | 68.25    | 17.60    | 63.30    | 252.30   | 51.33    | 88.86  | 41.48    | 96.86    | 34.37  |  |  |  |  |
| 10 Years           | 5.4333%     | 11/8/2013  | 11/8/2023     | Jun                   | 0.00 | 19.10 | 35.40  | 51.50  | 245.49   | 130.84   | 94.10    | 127.56   | 93.26    | 20.44    | 111.32   | 251.47   | 69.50    | 269.08   | 135.55 | 51.65    | 47.81    | 283.62 |  |  |  |  |
| 7 Years            | 5.4000%     | 12/4/2014  | 12/4/2021     | Jul                   | 0.00 | 0.00  | 10.73  | 0.67   | 63.67    | 150.02   | 96.55    | 70.98    | 538.93   | 160.39   | 138.44   | 44.77    | 71.65    | 104.57   | 55.43  | 67.38    | 233.65   | 0.00   |  |  |  |  |
| 10 Years           | 5.6389%     | 12/4/2014  | 12/4/2024     | Aug                   | 0.00 | 20.00 | 39.69  | 7.20   | 38.18    | 152.46   | 309.11   | 143.63   | 166.12   | 311.30   | 608.91   | 19.26    | 32.81    | 110.76   | 37.25  | 130.75   | 176.15   | 0.00   |  |  |  |  |
| 7 Years            | 5.3567%     | 8/20/2015  | 8/20/2022     | Sep                   | 0.00 | 0.00  | 0.00   | 86.87  | 47.45    | 103.29   | 456.68   | 84.70    | 201.64   | 82.72    | 310.14   | 26.89    | 149.58   | 93.08    | 39.04  | 221.85   | 104.81   | 0.00   |  |  |  |  |
| 10 Years           | 5.7139%     | 8/20/2015  | 8/20/2025     | Oct                   | 0.00 | 1.00  | 133.20 | 19.80  | 14.70    | 203.10   | 221.19   | 340.91   | 203.21   | 55.80    | 146.28   | 35.39    | 379.23   | 31.10    | 114.09 | 79.83    | 49.78    | 0.00   |  |  |  |  |
| 10 Years           | 3.3353%     | 11/18/2020 | 11/18/2023    | Nov                   | 0.00 | 0.00  | 0.00   | 13.00  | 147.99   | 50.00    | 42.40    | 252.30   | 48.22    | 69.20    | 141.35   | 80.71    | 85.50    | 70.39    | 60.49  | 158.04   | 75.27    | 0.00   |  |  |  |  |
| 10 Years           | 4.1838%     | 11/18/2020 | 5/18/2026     | Dec                   | 0.00 | 0.20  | 0.00   | 15.00  | 26.99    | 348.54   | 325.66   | 39.50    | 87.49    | 43.74    | 32.45    | 143.73   | 206.29   | 44.20    | 90.31  | 19.25    | 63.60    | 0.00   |  |  |  |  |
| 4 Years            | 4.5030%     | 12/21/2021 | 12/21/2025    | TOTAL                 | 0.00 | 40.50 | 344.12 | 230.27 | 1,149.15 | 1,597.24 | 2,513.51 | 2,304.31 | 2,460.34 | 1,226.52 | 1,834.46 | 1,356.71 | 1,796.52 | 1,190.83 | 815.87 | 1,626.14 | 1,600.26 | 460.51 |  |  |  |  |
| 6 Years            | 5.2579%     | 12/21/2021 | 12/21/2027    |                       |      |       |        |        |          |          |          |          |          |          |          |          |          |          |        |          |          |        |  |  |  |  |
| 3 Years            | 5.3455%     | 6/23/2022  | 6/23/2025     |                       |      |       |        |        |          |          |          |          |          |          |          |          |          |          |        |          |          |        |  |  |  |  |
| 5 Years            | 6.4146%     | 6/23/2022  | 6/23/2027     |                       |      |       |        |        |          |          |          |          |          |          |          |          |          |          |        |          |          |        |  |  |  |  |
| 3.5 Years          | 6.9829%     | 12/1/2023  | 6/1/2027      |                       |      |       |        |        |          |          |          |          |          |          |          |          |          |          |        |          |          |        |  |  |  |  |
| 5 Years            | 6.2916%     | 3/12/2025  | 3/12/2030     |                       |      |       |        |        |          |          |          |          |          |          |          |          |          |          |        |          |          |        |  |  |  |  |
| 7 Years            | 6.6500%     | 3/12/2025  | 3/12/2032     |                       |      |       |        |        |          |          |          |          |          |          |          |          |          |          |        |          |          |        |  |  |  |  |
| 10 Years           | 6.8312%     | 3/12/2025  | 3/12/2035     |                       |      |       |        |        |          |          |          |          |          |          |          |          |          |          |        |          |          |        |  |  |  |  |
| 3.5 Years          | 7.3993%     | 6/2/2026   | 12/2/2029     |                       |      |       |        |        |          |          |          |          |          |          |          |          |          |          |        |          |          |        |  |  |  |  |

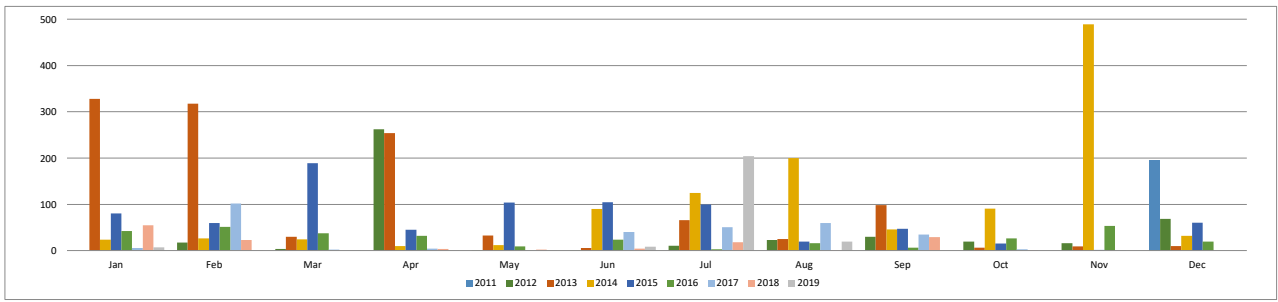


As of End of June 2026

NOTE: Data contained in these tables is based on data generated by the PDEX Trading System.

The PDS Group makes no further representation or warranty regarding the accuracy and completeness thereof.

| FMIC BONDS DUE 2017 (PHP 9 B), 2019 (PHP 3 B)<br>Philippine Dealing & Exchange Corp. (PDEX)<br>(in million pesos) |             |            |               |                       |        |        |          |          |        |        |        |        |        |  |  |
|---|-------------|------------|---------------|-----------------------|--------|--------|----------|----------|--------|--------|--------|--------|--------|--|--|
| Securities Summary  |             |            |               | Monthly Trade Summary |        |        |          |          |        |        |        |        |        |  |  |
| Tenor   | Coupon Rate | Issue Date | Maturity Date | Month                 | 2011   | 2012   | 2013     | 2014     | 2015   | 2016   | 2017   | 2018   | 2019   |  |  |
| 5 Years   | 5.6750%     | 11/25/2011 | 2/25/2017     | Jan                   | 0.00   | 0.00   | 327.98   | 23.86    | 80.20  | 42.24  | 5.55   | 54.80  | 6.85   |  |  |
| 5 Years   | 5.5000%     | 8/10/2012  | 11/10/2017    | Feb                   | 0.00   | 17.40  | 317.53   | 26.60    | 59.90  | 51.51  | 101.58 | 22.90  | 0.99   |  |  |
| 7 Years   | 5.7500%     | 8/10/2012  | 8/10/2019     | Mar                   | 0.00   | 3.85   | 30.05    | 24.60    | 188.93 | 37.30  | 1.89   | 0.00   | 0.50   |  |  |
|   |             |            |               | Apr                   | 0.00   | 262.02 | 253.67   | 9.53     | 44.74  | 31.80  | 4.10   | 3.70   | 0.61   |  |  |
|   |             |            |               | May                   | 0.00   | 0.50   | 32.70    | 11.60    | 103.64 | 9.00   | 0.80   | 2.00   | 0.20   |  |  |
|   |             |            |               | Jun                   | 0.00   | 1.00   | 5.50     | 90.07    | 104.29 | 23.29  | 40.00  | 4.00   | 8.11   |  |  |
|   |             |            |               | Jul                   | 0.00   | 10.40  | 65.74    | 124.25   | 99.95  | 3.00   | 50.25  | 18.39  | 204.42 |  |  |
|   |             |            |               | Aug                   | 0.00   | 22.62  | 25.20    | 200.20   | 19.50  | 16.00  | 59.50  | 1.00   | 19.15  |  |  |
|   |             |            |               | Sep                   | 0.00   | 29.70  | 98.60    | 45.50    | 47.00  | 6.00   | 34.70  | 29.00  | 0.00   |  |  |
|   |             |            |               | Oct                   | 0.00   | 19.75  | 6.63     | 90.77    | 15.00  | 26.50  | 2.77   | 1.00   | 0.00   |  |  |
|   |             |            |               | Nov                   | 0.00   | 15.85  | 8.92     | 489.38   | 1.55   | 53.26  | 0.50   | 0.00   | 0.00   |  |  |
|   |             |            |               | Dec                   | 0.00   | 68.29  | 10.00    | 32.07    | 60.10  | 19.45  | 0.00   | 0.00   | 0.00   |  |  |
|   |             |            |               | TOTAL                 | 194.99 | 451.38 | 1,182.51 | 1,168.41 | 824.79 | 319.35 | 301.64 | 136.79 | 240.82 |  |  |

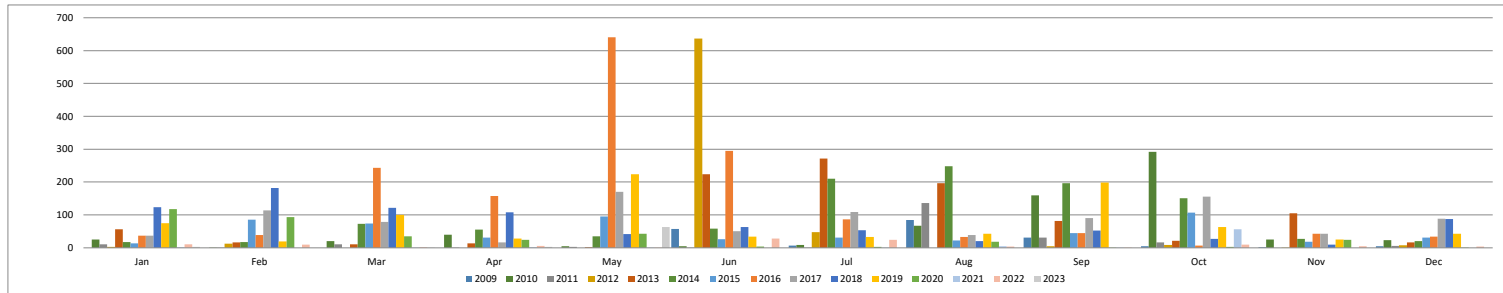


As of End of June 2026

NOTE: Data contained in these tables is based on data generated by the PDEX Trading System.  
The PDS Group makes no further representation or warranty regarding the accuracy and completeness thereof.


GLO BONDS DUE 2012 (PHP 1.97 B), 2014\* (PHP 3.03 B), 2017 (PHP 4.5 B), 2019 (PHP 5.5 B), 2020 (PHP 4 B), 2023 (PHP 3 B)  
Philippine Dealing & Exchange Corp. (PDEX)  
(in million pesos)

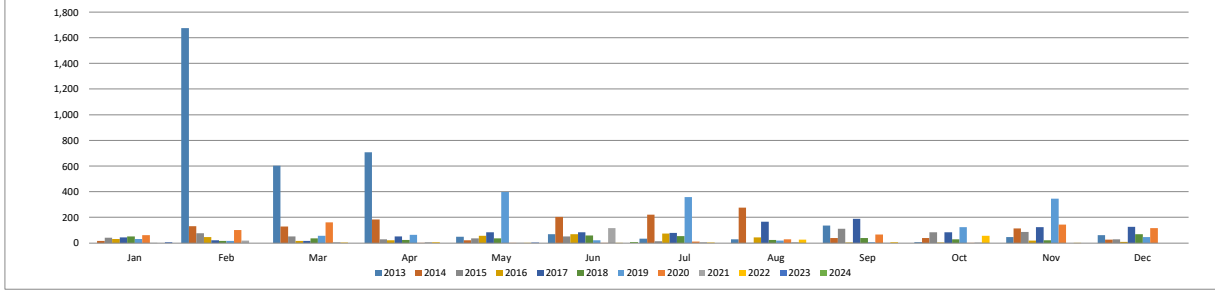
| Securities Summary      |             |            |               | Monthly Trade Summary |        |        |        |        |          |          |        |          |        |        |        |        |       |        |       |  |
|-------------------------|-------------|------------|---------------|-----------------------|--------|--------|--------|--------|----------|----------|--------|----------|--------|--------|--------|--------|-------|--------|-------|--|
| Tenor                   | Coupon Rate | Issue Date | Maturity Date | Month                 | 2009   | 2010   | 2011   | 2012   | 2013     | 2014     | 2015   | 2016     | 2017   | 2018   | 2019   | 2020   | 2021  | 2022   | 2023  |  |
| 5 Years                 | 8.0000%     | 2/25/2009  | 02/26/2012*   | Jan                   | 0.00   | 24.65  | 10.10  | 3.10   | 56.30    | 17.49    | 13.55  | 36.79    | 36.61  | 123.30 | 75.22  | 117.76 | 2.00  | 10.20  | 2.50  |  |
| 3 Years                 | 7.5000%     | 2/25/2009  | 2/25/2012     | Feb                   | 0.00   | 1.19   | 0.58   | 12.30  | 16.25    | 17.40    | 85.15  | 38.97    | 113.79 | 181.90 | 19.26  | 93.32  | 0.00  | 10.00  | 0.00  |  |
| 5 Years                 | 5.7500%     | 6/11/2012  | 9/11/2017     | Mar                   | 0.00   | 20.48  | 10.31  | 0.00   | 10.50    | 73.05    | 73.40  | 242.81   | 79.06  | 121.26 | 100.24 | 34.70  | 1.00  | 2.00   | 1.00  |  |
| 7 Years                 | 6.0000%     | 6/11/2012  | 6/11/2019     | Apr                   | 0.00   | 40.00  | 0.68   | 0.00   | 13.00    | 55.40    | 31.41  | 157.70   | 16.84  | 107.66 | 28.41  | 24.00  | 2.00  | 6.00   | 3.04  |  |
| 7 Years                 | 4.8875%     | 7/17/2013  | 7/17/2020     | May                   | 0.00   | 4.81   | 2.90   | 0.00   | 1.90     | 35.22    | 95.26  | 640.81   | 170.67 | 41.30  | 224.03 | 42.24  | 1.00  | 1.00   | 62.79 |  |
| 10 Years                | 5.2792%     | 7/17/2013  | 7/17/2023     | Jun                   | 56.78  | 4.76   | 0.50   | 636.90 | 223.80   | 57.84    | 26.48  | 295.10   | 50.34  | 62.66  | 34.10  | 3.50   | 0.00  | 28.00  | 0.00  |  |
| * Early redemption date |             |            |               | Jul                   | 6.19   | 8.40   | 0.20   | 47.08  | 271.30   | 210.46   | 30.63  | 86.69    | 108.76 | 53.59  | 33.04  | 3.10   | 1.00  | 24.14  | 0.00  |  |
|                         |             |            |               | Aug                   | 84.20  | 67.05  | 135.75 | 0.00   | 196.94   | 247.98   | 22.38  | 33.17    | 38.36  | 20.54  | 42.18  | 18.00  | 4.30  | 3.50   | 0.00  |  |
|                         |             |            |               | Sep                   | 30.56  | 159.63 | 30.73  | 4.40   | 81.49    | 196.79   | 44.90  | 44.44    | 89.95  | 52.35  | 198.58 | 0.40   | 0.98  | 0.50   | 0.00  |  |
|                         |             |            |               | Oct                   | 5.00   | 291.65 | 16.75  | 8.30   | 21.00    | 150.65   | 107.17 | 6.80     | 155.61 | 27.40  | 62.76  | 3.00   | 56.00 | 9.22   | 0.00  |  |
|                         |             |            |               | Nov                   | 2.00   | 25.46  | 0.00   | 0.80   | 104.65   | 26.60    | 18.80  | 42.62    | 9.50   | 25.40  | 23.80  | 0.00   | 4.40  | 0.00   |       |  |
|                         |             |            |               | Dec                   | 5.00   | 22.96  | 5.65   | 7.40   | 16.20    | 20.15    | 31.20  | 34.00    | 88.20  | 87.60  | 43.04  | 1.00   | 0.00  | 3.52   | 0.00  |  |
|                         |             |            |               | TOTAL                 | 189.74 | 671.03 | 214.15 | 720.28 | 1,013.33 | 1,109.03 | 580.33 | 1,659.90 | 990.70 | 889.06 | 886.26 | 364.81 | 68.28 | 102.48 | 69.33 |  |



As of End of June 2026

NOTE: Data contained in these tables is based on data generated by the PDEX Trading System.  
The PDS Group makes no further representation or warranty regarding the accuracy and completeness thereof.

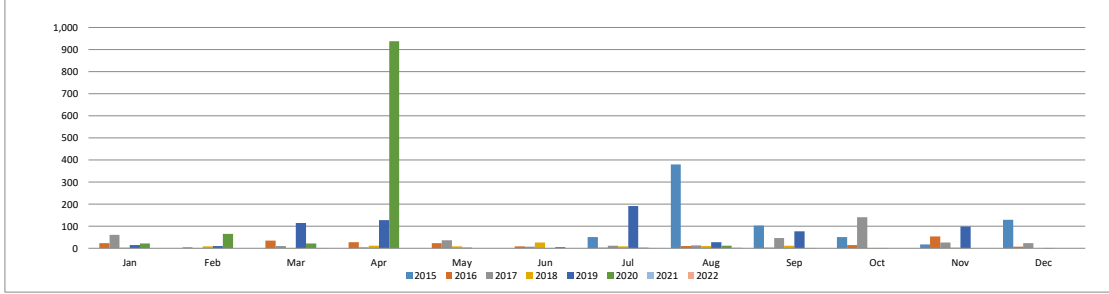
| GT CAP BONDS DUE 2020 (PHP 3.9 B), 2023 (PHP 6.1 B)<br>Philippine Dealing & Exchange Corp. (PDEX)<br>(in million pesos) |             |            |               |                       |          |          |        |        |          |        |          |        |        |        |       |      |  |
|---|-------------|------------|---------------|-----------------------|----------|----------|--------|--------|----------|--------|----------|--------|--------|--------|-------|------|--|
| Securities Summary  |             |            |               | Monthly Trade Summary |          |          |        |        |          |        |          |        |        |        |       |      |  |
| Tenor   | Coupon Rate | Issue Date | Maturity Date | Month                 | 2013     | 2014     | 2015   | 2016   | 2017     | 2018   | 2019     | 2020   | 2021   | 2022   | 2023  | 2024 |  |
| 5 Years   | 4.7106%     | 8/7/2014   | 11/7/2019     | Jan                   | 0.00     | 17.12    | 42.77  | 31.15  | 43.01    | 50.90  | 32.25    | 61.75  | 1.50   | 0.00   | 5.85  | 0.00 |  |
| 7 Years   | 5.1965%     | 8/7/2014   | 8/7/2021      | Feb                   | 1,675.80 | 131.99   | 76.91  | 45.50  | 20.65    | 17.44  | 17.18    | 101.99 | 18.50  | 0.00   | 0.00  | 0.00 |  |
| 7 Years   | 4.8371%     | 2/27/2013  | 2/27/2020     | Mar                   | 602.89   | 129.79   | 52.79  | 16.78  | 15.93    | 37.01  | 57.32    | 161.71 | 6.00   | 3.30   | 0.00  | 0.00 |  |
| 10 Years  | 5.0937%     | 2/27/2013  | 2/27/2023     | Apr                   | 707.06   | 184.59   | 28.65  | 22.92  | 50.75    | 23.00  | 63.11    | 0.20   | 6.30   | 7.00   | 0.00  | 0.00 |  |
| 10 Years  | 5.6250%     | 8/7/2014   | 8/7/2024      | May                   | 49.30    | 22.84    | 36.65  | 55.51  | 83.40    | 35.65  | 399.27   | 1.50   | 1.80   | 0.30   | 5.00  | 0.00 |  |
|                                        |             |            |               | Jun                   | 68.37    | 204.75   | 52.10  | 70.09  | 83.17    | 58.10  | 20.67    | 2.50   | 115.50 | 2.64   | 0.00  | 1.50 |  |
|   |             |            |               | Jul                   | 33.44    | 221.80   | 13.55  | 74.28  | 80.30    | 54.81  | 358.95   | 12.30  | 6.39   | 4.06   | 0.00  | 0.00 |  |
|   |             |            |               | Aug                   | 29.00    | 275.37   | 2.62   | 45.05  | 166.18   | 25.00  | 20.16    | 29.26  | 6.50   | 27.60  | 0.00  | 0.00 |  |
|   |             |            |               | Sep                   | 135.82   | 38.55    | 112.61 | 3.84   | 187.65   | 40.40  | 5.69     | 67.45  | 0.50   | 6.00   | 0.00  | 0.00 |  |
|   |             |            |               | Oct                   | 6.84     | 38.79    | 82.81  | 3.39   | 82.80    | 28.92  | 124.49   | 0.43   | 3.11   | 56.50  | 0.00  | 0.00 |  |
|   |             |            |               | Nov                   | 45.75    | 114.10   | 86.08  | 19.65  | 123.50   | 21.14  | 346.10   | 143.02 | 0.00   | 2.00   | 0.00  | 0.00 |  |
|   |             |            |               | Dec                   | 62.01    | 25.62    | 29.98  | 8.96   | 126.20   | 68.12  | 45.41    | 117.19 | 0.00   | 0.00   | 0.00  | 0.00 |  |
|   |             |            |               | TOTAL                 | 3,416.28 | 1,405.31 | 617.51 | 397.12 | 1,063.53 | 460.49 | 1,490.60 | 699.29 | 166.10 | 109.40 | 10.85 | 1.50 |  |



As of End of June 2026


NOTE: Data contained in these tables is based on data generated by the PDEX Trading System.  
The PDS Group makes no further representation or warranty regarding the accuracy and completeness thereof.

| HOUSE FIXED RATE BONDS DUE 2020 (PHP 8.4 B), 2022 (PHP 0.38 B), 2025 (PHP 0.22 B), 2022 (PHP 1.30 B) |             |            |               |                       |        |        |        |       |        |          |      |      |      |
|--|-------------|------------|---------------|-----------------------|--------|--------|--------|-------|--------|----------|------|------|------|
| Philippine Dealing & Exchange Corp. (PDEX)   |             |            |               |                       |        |        |        |       |        |          |      |      |      |
| (In million pesos)   |             |            |               |                       |        |        |        |       |        |          |      |      |      |
| Securities Summary   |             |            |               | Monthly Trade Summary |        |        |        |       |        |          |      |      |      |
| Tenor  | Coupon Rate | Issue Date | Maturity Date | Month                 | 2015   | 2016   | 2017   | 2018  | 2019   | 2020     | 2021 | 2022 | 2022 |
| 5 Years  | 6.2080%     | 7/16/2015  | 10/16/2020    | Jan                   | 0.00   | 23.95  | 60.80  | 3.00  | 15.00  | 22.67    | 0.00 | 0.00 | 0.00 |
| 7 Years  | 6.1310%     | 7/16/2015  | 7/16/2022     | Feb                   | 0.00   | 5.00   | 0.50   | 8.40  | 10.50  | 65.90    | 0.00 | 0.00 | 0.00 |
| 10 Years   | 6.8666%     | 7/16/2015  | 7/16/2025*    | Mar                   | 0.00   | 35.34  | 10.60  | 2.26  | 115.50 | 22.25    | 0.50 | 0.00 | 0.00 |
| 2 Years  | 4.0500%     | 10/14/2020 | 10/14/2022    | Apr                   | 0.00   | 28.22  | 4.48   | 12.30 | 128.42 | 937.22   | 0.00 | 0.00 | 0.00 |
| *Early redeem security   |             |            |               | May                   | 0.00   | 23.73  | 36.30  | 9.10  | 3.00   | 0.00     | 0.00 | 0.00 | 0.00 |
|  |             |            |               | Jun                   | 0.00   | 8.60   | 8.30   | 26.00 | 1.50   | 6.57     | 0.00 | 0.00 | 0.00 |
|  |             |            |               | Jul                   | 51.40  | 3.30   | 12.70  | 9.28  | 191.42 | 3.00     | 2.00 | 0.00 | 0.00 |
|  |             |            |               | Aug                   | 379.61 | 11.00  | 13.22  | 10.30 | 27.83  | 12.00    | 3.60 | 0.00 | 0.00 |
|  |             |            |               | Sep                   | 103.10 | 3.60   | 47.35  | 12.10 | 76.50  | 2.00     | 0.00 | 0.00 | 0.00 |
|  |             |            |               | Oct                   | 50.41  | 14.30  | 140.73 | 0.80  | 2.00   | 0.00     | 0.00 | 0.00 | 0.00 |
|  |             |            |               | Nov                   | 17.75  | 54.30  | 26.00  | 3.50  | 98.48  | 0.00     | 0.00 | 0.00 | 0.00 |
|  |             |            |               | Dec                   | 128.60 | 8.00   | 23.00  | 0.00  | 1.89   | 0.00     | 0.00 | 0.00 | 0.00 |
|  |             |            |               | TOTAL                 | 730.86 | 219.34 | 383.98 | 97.04 | 672.03 | 1,071.61 | 6.10 | 0.00 | 0.00 |



As of End of June 2026

NOTE: Data contained in these tables is based on data generated by the PDEX Trading System.  
 The PDS Group makes no further representation or warranty regarding the accuracy and completeness thereof.

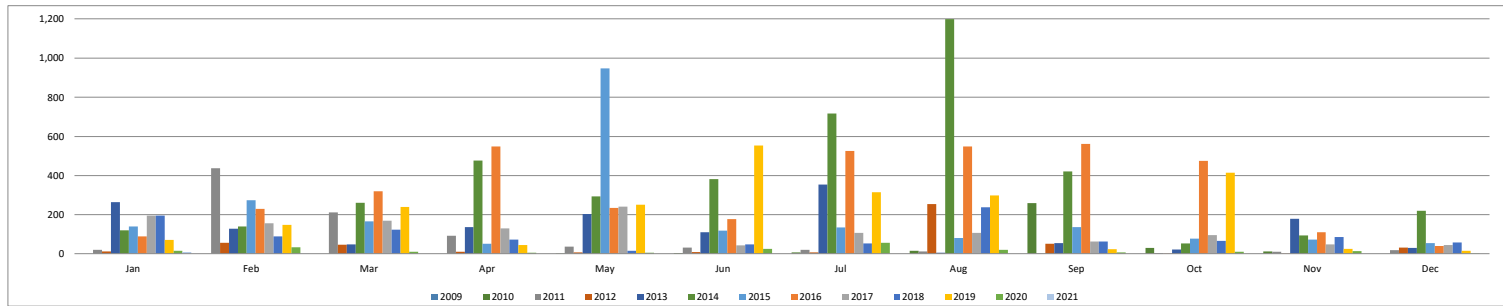
| HTI Series A 2029 (PHP 0.260028) & HTI Series B Due 2031 (PHP 1.539988)          |              |                       |               |
|--|--------------|-----------------------|---------------|
| Philippine Dealing & Exchange Corp. (PDEX)                                       |              |                       |               |
| (in million pesos)   |              |                       |               |
| Securities Summary   |              | Monthly Trade Summary |               |
| Tenor  | Coupon Rate  | Issue Date            | Maturity Date |
| 3 Years  | 7.0896%      | 3/16/2026             | 3/16/2029     |
| 5 Years  | 7.5924%      | 3/16/2026             | 3/16/2031     |
|  |              | Month                 | 2026          |
|  |              | Jan                   | 0.00          |
|  |              | Feb                   | 0.00          |
|  |              | Mar                   | 21.00         |
|  |              | Apr                   | 7.00          |
|  |              | May                   | 0.00          |
|  |              | Jun                   | 0.00          |
|  |              | Jul                   | 0.00          |
|  |              | Aug                   | 0.00          |
|  |              | Sep                   | 0.00          |
|  |              | Oct                   | 0.00          |
|  |              | Nov                   | 0.00          |
|  |              | Dec                   | 0.00          |
| <b>TOTAL</b>   | <b>28.00</b> |                       |               |



As of End of June 2026

NOTE: Data contained in these tables is based on data generated by the PDEX Trading System.  
The PDS Group makes no further representation or warranty regarding the accuracy and completeness thereof.

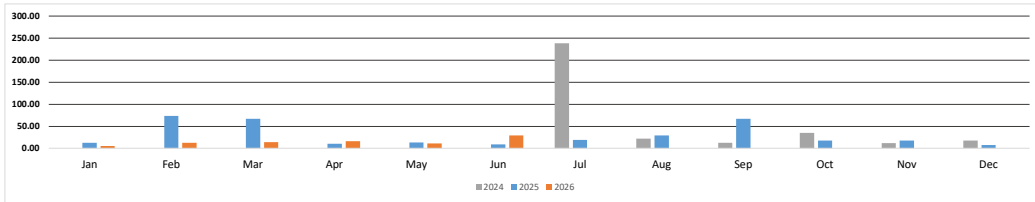
| JGS BONDS DUE 2014 (PHP 9 B), 2019 (PHP 24.5 B), 2021 (PHP 5.3 B), *2024 (PHP 0.18 B) |             |            |               |                       |      |        |        |        |        |          |        |          |          |          |          |          |          |          |        |       |  |  |
|---|-------------|------------|---------------|-----------------------|------|--------|--------|--------|--------|----------|--------|----------|----------|----------|----------|----------|----------|----------|--------|-------|--|--|
| Philippine Dealing & Exchange Corp. (PDEX)  |             |            |               |                       |      |        |        |        |        |          |        |          |          |          |          |          |          |          |        |       |  |  |
| (in million pesos)  |             |            |               |                       |      |        |        |        |        |          |        |          |          |          |          |          |          |          |        |       |  |  |
| Securities Summary  |             |            |               | Monthly Trade Summary |      |        |        |        |        |          |        |          |          |          |          |          |          |          |        |       |  |  |
| Tenor   | Coupon Rate | Issue Date | Maturity Date | Month                 | 2009 | 2010   | 2011   | 2012   | 2013   | 2014     | 2015   | 2016     | 2017     | 2018     | 2019     | 2020     | 2021     |          |        |       |  |  |
| 5 Years   | 8.2500%     | 11/19/2009 | 11/20/2014    | Jan                   | 0.00 | 0.00   | 20.97  | 12.49  | 264.00 | 120.50   | 140.58 | 89.89    | 194.87   | 195.14   | 71.29    | 16.20    | 9.27     |          |        |       |  |  |
| 5.5 Years   | 5.2317%     | 2/27/2014  | 8/27/2019     | Feb                   | 0.00 | 0.00   | 437.50 | 57.00  | 127.90 | 140.15   | 273.78 | 230.55   | 156.09   | 89.89    | 148.36   | 33.79    | 2.00     |          |        |       |  |  |
| 7 Years   | 5.2442%     | 2/27/2014  | 2/27/2021     | Mar                   | 0.00 | 0.00   | 211.30 | 46.75  | 48.98  | 260.98   | 165.49 | 319.17   | 169.56   | 124.12   | 239.73   | 11.46    | 0.00     |          |        |       |  |  |
| 10 Years  | 5.3000%     | 2/27/2014  | 2/27/2024*    | Apr                   | 0.00 | 0.00   | 93.25  | 11.80  | 136.04 | 475.90   | 51.55  | 547.88   | 130.63   | 73.77    | 44.78    | 6.00     | 0.00     |          |        |       |  |  |
| * Early redeemed security   |             |            |               | May                   | 0.00 | 0.78   | 37.10  | 6.95   | 204.18 | 294.00   | 947.47 | 235.03   | 242.21   | 16.05    | 251.04   | 6.01     | 0.00     |          |        |       |  |  |
|   |             |            |               | Jun                   | 0.00 | 3.90   | 32.20  | 10.00  | 110.66 | 382.64   | 118.08 | 177.18   | 43.04    | 48.24    | 553.16   | 24.90    | 0.00     |          |        |       |  |  |
|   |             |            |               | Jul                   | 0.00 | 8.01   | 21.00  | 7.12   | 354.31 | 716.31   | 134.80 | 524.99   | 107.17   | 54.20    | 315.42   | 56.40    | 0.00     |          |        |       |  |  |
|   |             |            |               | Aug                   | 0.00 | 15.65  | 12.41  | 254.05 | 6.74   | 1,199.15 | 80.80  | 549.05   | 107.36   | 238.15   | 298.50   | 20.22    | 0.00     |          |        |       |  |  |
|   |             |            |               | Sep                   | 0.00 | 260.00 | 3.00   | 51.76  | 55.29  | 421.11   | 136.66 | 562.47   | 63.40    | 63.20    | 24.62    | 7.10     | 0.00     |          |        |       |  |  |
|   |             |            |               | Oct                   | 0.00 | 30.30  | 4.80   | 2.00   | 22.60  | 52.92    | 77.30  | 474.32   | 96.51    | 65.83    | 414.60   | 10.64    | 0.00     |          |        |       |  |  |
|   |             |            |               | Nov                   | 0.00 | 13.20  | 10.50  | 2.00   | 179.04 | 94.60    | 73.32  | 110.23   | 48.68    | 86.75    | 26.18    | 14.30    | 0.00     |          |        |       |  |  |
|   |             |            |               | Dec                   | 0.00 | 0.00   | 19.31  | 33.00  | 31.30  | 219.64   | 54.98  | 40.12    | 45.00    | 58.57    | 16.40    | 2.20     | 0.00     |          |        |       |  |  |
|   |             |            |               | TOTAL                 |      |        |        | 0.00   | 331.83 | 903.34   | 494.92 | 1,541.03 | 4,377.89 | 2,254.82 | 3,860.88 | 1,404.51 | 1,113.91 | 2,404.08 | 209.21 | 11.27 |  |  |



As of End of June 2026

NOTE: Data contained in these tables is based on data generated by the PDEX Trading System.  
The PDS Group makes no further representation or warranty regarding the accuracy and completeness thereof.

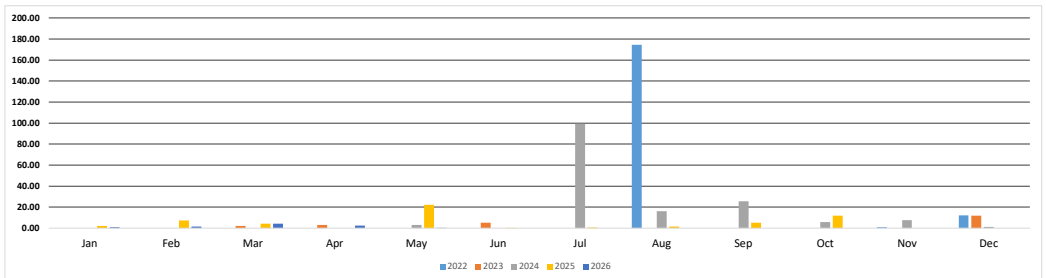
| MAYNILAD Series A Blue Bonds Due 2029 (PHP9B), MAYNILAD Series B Blue Bonds Due 2034 (PHP 6B) |             |            |               | Philippine Dealing & Exchange Corp. (PDEX) |               |               |              |
|---|-------------|------------|---------------|--|---------------|---------------|--------------|
| (in million pesos)  |             |            |               |  |               |               |              |
| Securities Summary  |             |            |               | Monthly Trade Summary                      |               |               |              |
| Tenor   | Coupon Rate | Issue Date | Maturity Date | Month                                      | 2024          | 2025          | 2026         |
| 5 Years   | 6.7092%     | 7/12/2024  | 7/12/2029     | Jan  | 0.00          | 12.93         | 5.31         |
| 10 Years  | 7.0931%     | 7/12/2024  | 7/12/2034     | Feb  | 0.00          | 73.68         | 12.75        |
|   |             |            |               | Mar  | 0.00          | 67.35         | 14.20        |
|   |             |            |               | Apr  | 0.00          | 10.66         | 16.60        |
|   |             |            |               | May  | 0.00          | 13.70         | 11.10        |
|   |             |            |               | Jun  | 0.00          | 8.78          | 29.40        |
|   |             |            |               | Jul  | 238.35        | 18.97         | 0.00         |
|   |             |            |               | Aug  | 22.07         | 29.11         | 0.00         |
|   |             |            |               | Sep  | 12.50         | 67.21         | 0.00         |
|   |             |            |               | Oct  | 35.50         | 17.50         | 0.00         |
|   |             |            |               | Nov  | 11.68         | 18.04         | 0.00         |
|   |             |            |               | Dec  | 18.00         | 7.80          | 0.00         |
|   |             |            |               | <b>TOTAL</b>                               | <b>338.10</b> | <b>345.73</b> | <b>89.36</b> |



As of End of June 2026

NOTE: Data contained in these tables is based on data generated by the PDEX Trading System.  
The PDS Group makes no further representation or warranty regarding the accuracy and completeness thereof.

| MWIDE Fixed Rate Bonds Due 2026 (PHP 1.6 B), MWIDE Fixed Rate Bonds Due 2027 (PHP 2.4 B), Series C Due 2027 (3.11364B)<br>Series D Due 2029 (1.06714B), Series E Due 2031 (0.81922B), MWIDE 3- Year Fixed RateNotes Due 2029 (PHP 1.1 B),<br>Philippine Dealing & Exchange Corp. (PDEX)<br>(In million pesos) |             |            |               |                       |        |       |        |       |      |
|---|-------------|------------|---------------|-----------------------|--------|-------|--------|-------|------|
| Securities Summary  |             |            |               | Monthly Trade Summary |        |       |        |       |      |
| Tenor   | Coupon Rate | Issue Date | Maturity Date | Month                 | 2022   | 2023  | 2024   | 2025  | 2026 |
| 3.5 Years   | 6.9506%     | 8/17/2022  | 2/17/2026     | Jan                   | 0.00   | 0.00  | 0.00   | 2.00  | 0.80 |
| 5 Years   | 7.9663%     | 8/17/2022  | 8/17/2027     | Feb                   | 0.00   | 0.00  | 0.00   | 7.20  | 1.50 |
| 3 Years   | 7.6348%     | 7/11/2024  | 7/11/2027     | Mar                   | 0.00   | 2.00  | 0.00   | 4.13  | 4.10 |
| 5 Years   | 8.0580%     | 7/11/2024  | 7/11/2029     | Apr                   | 0.00   | 3.00  | 0.00   | 0.00  | 2.33 |
| 7 Years   | 8.4758%     | 7/11/2024  | 7/31/2031     | May                   | 0.00   | 0.00  | 3.00   | 22.20 | 0.27 |
| 3 Years   | 7.0000%     | 1/23/2026  | 1/23/2029     | Jun                   | 0.00   | 5.00  | 0.00   | 0.40  | 0.00 |
|   |             |            |               | Jul                   | 0.00   | 0.00  | 99.37  | 0.50  | 0.00 |
|   |             |            |               | Aug                   | 174.52 | 0.00  | 16.00  | 1.60  | 0.00 |
|   |             |            |               | Sep                   | 0.00   | 0.00  | 25.50  | 5.20  | 0.00 |
|   |             |            |               | Oct                   | 0.00   | 0.00  | 5.89   | 11.88 | 0.00 |
|   |             |            |               | Nov                   | 0.95   | 0.00  | 7.46   | 0.00  | 0.00 |
|   |             |            |               | Dec                   | 12.00  | 11.80 | 1.20   | 0.00  | 0.00 |
|   |             |            |               | TOTAL                 | 187.47 | 21.80 | 158.42 | 55.11 | 9.00 |



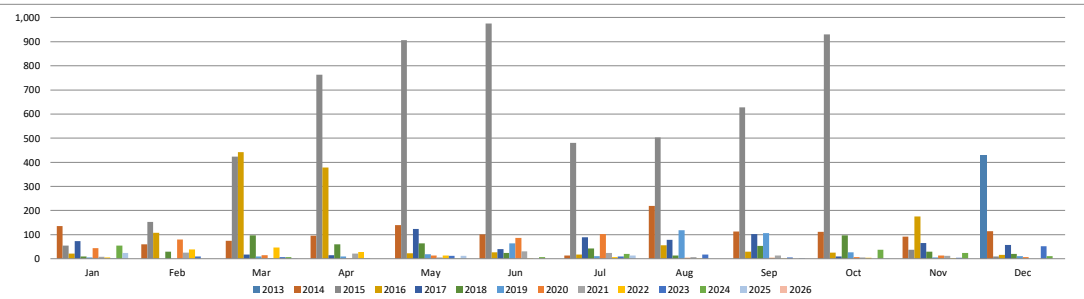


As of End of June 2026

NOTE: Data contained in these tables is based on data generated by the PDEX Trading System.  
The PDS Group makes no further representation or warranty regarding the accuracy and completeness thereof.

MER BONDS DUE 2020 (PHP 11.5 B), 2025 (PHP 7 B)  
Philippine Dealing & Exchange Corp. (PDEX)  
(in million pesos)

| Securities Summary |             |            |               | Monthly Trade Summary |      |        |          |          |          |        |        |        |        |        |        |        |        |       |      |
|--------------------|-------------|------------|---------------|-----------------------|------|--------|----------|----------|----------|--------|--------|--------|--------|--------|--------|--------|--------|-------|------|
| Tenor              | Coupon Rate | Issue Date | Maturity Date | Month                 | 2013 | 2014   | 2015     | 2016     | 2017     | 2018   | 2019   | 2020   | 2021   | 2022   | 2023   | 2024   | 2025   | 2026  |      |
| 7 Years            | 4.3750%     | 12/12/2013 | 12/12/2020    | Jan                   | 0.00 |        | 135.07   | 54.35    | 21.00    | 73.64  | 8.89   | 5.53   | 44.30  | 8.18   | 5.00   | 1.50   | 54.15  | 23.90 | 0.00 |
|                    |             |            |               | Feb                   | 0.00 | 60.04  |          | 152.28   | 107.89   | 0.00   | 28.71  | 0.00   | 80.02  | 25.50  | 39.00  | 8.87   | 0.00   | 0.00  | 0.00 |
| 12 Years           | 4.8750%     | 12/12/2013 | 12/12/2025    | Mar                   | 0.00 | 74.54  | 422.98   | 442.01   | 17.10    | 97.06  | 9.90   | 15.10  | 3.00   | 46.50  | 7.04   | 6.50   | 1.00   | 0.00  | 0.00 |
|                    |             |            |               | Apr                   | 0.00 | 95.48  | 762.68   | 377.97   | 14.20    | 59.77  | 9.00   | 0.25   | 21.60  | 27.64  | 1.02   | 0.00   | 0.00   | 0.00  | 0.00 |
|                    |             |            |               | May                   | 0.00 | 139.86 | 906.96   | 22.06    | 123.75   | 63.23  | 18.00  | 13.32  | 5.50   | 12.86  | 11.40  | 0.98   | 11.70  | 0.00  | 0.00 |
|                    |             |            |               | Jun                   | 0.00 | 100.44 | 976.32   | 26.45    | 39.40    | 24.00  | 63.27  | 86.42  | 31.21  | 1.79   | 0.00   | 6.50   | 0.00   | 0.00  | 0.00 |
|                    |             |            |               | Jul                   | 0.00 | 13.57  | 481.18   | 17.80    | 89.42    | 42.76  | 11.27  | 102.85 | 23.42  | 6.26   | 9.02   | 20.03  | 13.00  | 0.00  | 0.00 |
|                    |             |            |               | Aug                   | 0.00 | 219.62 | 502.49   | 55.42    | 78.25    | 13.30  | 117.92 | 4.00   | 7.23   | 2.01   | 17.66  | 0.00   | 0.00   | 0.00  | 0.00 |
|                    |             |            |               | Sep                   | 0.00 | 112.60 | 628.29   | 29.59    | 102.11   | 53.54  | 105.59 | 4.40   | 12.81  | 0.50   | 4.72   | 0.00   | 3.00   | 0.00  | 0.00 |
|                    |             |            |               | Oct                   | 0.00 | 111.60 | 930.40   | 25.80    | 9.60     | 96.91  | 26.10  | 6.10   | 5.49   | 4.40   | 0.00   | 37.79  | 0.50   | 0.00  | 0.00 |
|                    |             |            |               | Nov                   | 0.00 | 91.08  | 37.25    | 175.77   | 65.60    | 29.49  | 5.33   | 13.68  | 12.40  | 2.10   | 3.60   | 24.10  | 0.00   | 0.00  | 0.00 |
|                    |             |            |               | Dec                   | 0.00 | 428.95 | 113.96   | 9.50     | 15.74    | 57.36  | 20.19  | 10.00  | 6.50   | 0.00   | 0.00   | 51.50  | 10.52  | 0.00  | 0.00 |
|                    |             |            |               | TOTAL                 |      | 428.95 | 1,267.86 | 5,864.68 | 1,317.49 | 670.43 | 537.85 | 381.91 | 376.94 | 156.33 | 148.06 | 116.33 | 160.57 | 53.10 | 0.00 |

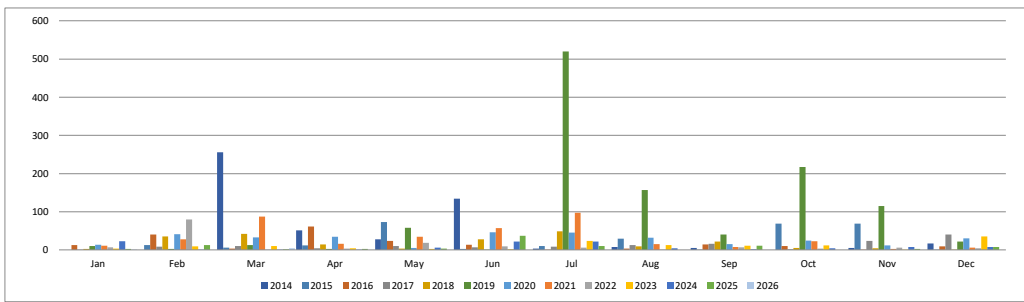


As of End of June 2026

NOTE: Data contained in these tables is based on data generated by the PDEX Trading System.  
The PDS Group makes no further representation or warranty regarding the accuracy and completeness thereof.


MNTC NOTES DUE 2021 (PHP 4.4 B), 2024 (PHP 2.6 B), NLEX DUE 2025 (PHP 4.0B), NLEX DUE 2028 (PHP 2.0B)  
Philippine Dealing & Exchange Corp. (PDEX)  
(in million pesos)

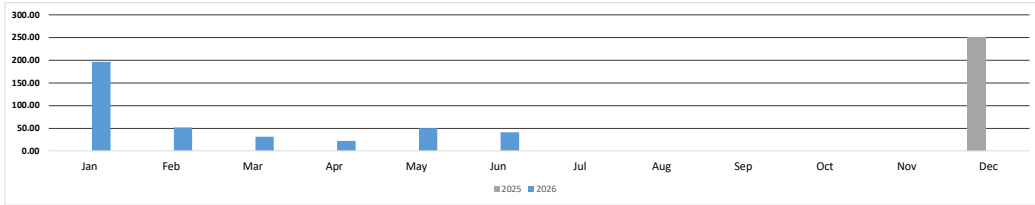
| Securities Summary |             |            |               | Monthly Trade Summary |        |        |        |        |        |          |        |        |        |        |       |       |      |  |  |  |
|--------------------|-------------|------------|---------------|-----------------------|--------|--------|--------|--------|--------|----------|--------|--------|--------|--------|-------|-------|------|--|--|--|
| Tenor              | Coupon Rate | Issue Date | Maturity Date | Month                 | 2014   | 2015   | 2016   | 2017   | 2018   | 2019     | 2020   | 2021   | 2022   | 2023   | 2024  | 2025  | 2026 |  |  |  |
| 7 Years            | 5.0700%     | 3/31/2014  | 3/31/2021     | Jan                   | 0.00   | 0.00   | 12.50  | 1.20   | 2.30   | 10.56    | 13.35  | 10.95  | 6.60   | 3.19   | 23.05 | 3.00  | 1.00 |  |  |  |
| 10 Years           | 5.5000%     | 3/31/2014  | 3/31/2024     | Feb                   | 0.00   | 12.90  | 40.60  | 8.45   | 35.30  | 3.01     | 40.83  | 27.70  | 79.45  | 9.10   | 0.50  | 12.60 | 0.00 |  |  |  |
| 7 Years            | 6.6407%     | 7/4/2018   | 7/4/2025      | Mar                   | 255.50 | 6.06   | 3.15   | 10.60  | 41.90  | 13.00    | 33.11  | 87.32  | 0.15   | 9.85   | 1.00  | 1.50  | 4.00 |  |  |  |
| 10 Years           | 6.9000%     | 7/4/2018   | 7/4/2028      | Apr                   | 50.90  | 11.90  | 61.48  | 4.00   | 14.50  | 2.60     | 34.10  | 15.85  | 3.30   | 4.00   | 0.01  | 2.80  | 0.00 |  |  |  |
|                    |             |            |               | May                   | 28.10  | 73.10  | 23.23  | 10.10  | 3.50   | 58.00    | 5.18   | 34.62  | 18.97  | 2.60   | 5.60  | 3.80  | 0.00 |  |  |  |
|                    |             |            |               | Jun                   | 133.90 | 3.00   | 13.20  | 7.20   | 28.10  | 0.41     | 46.56  | 56.92  | 8.95   | 2.00   | 22.09 | 37.00 | 0.00 |  |  |  |
|                    |             |            |               | Jul                   | 3.80   | 9.80   | 1.30   | 8.25   | 48.96  | 520.00   | 45.15  | 97.40  | 5.90   | 23.40  | 22.16 | 9.96  | 0.00 |  |  |  |
|                    |             |            |               | Aug                   | 8.00   | 29.80  | 3.90   | 12.70  | 9.42   | 157.12   | 31.60  | 14.84  | 1.25   | 13.00  | 4.00  | 0.00  | 0.00 |  |  |  |
|                    |             |            |               | Sep                   | 5.50   | 0.10   | 14.30  | 15.65  | 22.00  | 40.78    | 15.55  | 7.80   | 7.10   | 11.22  | 1.70  | 11.00 | 0.00 |  |  |  |
|                    |             |            |               | Oct                   | 0.00   | 69.00  | 10.40  | 1.60   | 5.30   | 217.67   | 24.67  | 22.70  | 3.10   | 11.83  | 3.97  | 0.00  | 0.00 |  |  |  |
|                    |             |            |               | Nov                   | 5.40   | 68.92  | 0.30   | 24.00  | 4.00   | 115.03   | 11.49  | 2.60   | 6.20   | 1.00   | 7.30  | 2.42  | 0.00 |  |  |  |
|                    |             |            |               | Dec                   | 16.65  | 1.24   | 9.55   | 40.20  | 0.60   | 21.75    | 30.15  | 5.90   | 4.08   | 34.97  | 7.48  | 7.74  | 0.00 |  |  |  |
|                    |             |            |               | TOTAL                 | 507.75 | 285.82 | 193.90 | 143.95 | 215.88 | 1,159.92 | 331.73 | 384.60 | 145.05 | 126.16 | 98.86 | 91.82 | 0.00 |  |  |  |



As of End of June 2026


NOTE: Data contained in these tables is based on data generated by the PDEX Trading System.  
The PDS Group makes no further representation or warranty regarding the accuracy and completeness thereof.

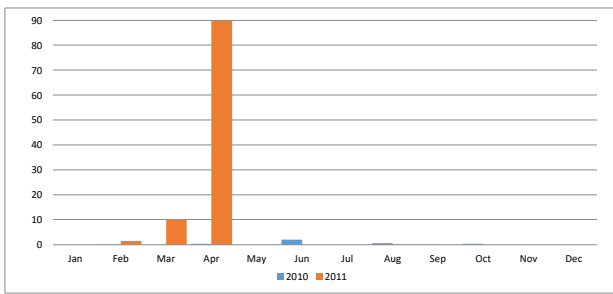
| MPTC 3-Year Fixed Rate Bonds Due 2028 (PHP 6,66730B), MPTC 5-Year Fixed Rate Bonds Due 2030 (PHP 6,66731 B) &<br>MPTC 10-Year Fixed Rate Bonds Due 2035 (PHP 6,66539 B)<br>Philippine Dealing & Exchange Corp. (PDEX)<br>(in million pesos) |             |            |               |                       |        |        |
|---|-------------|------------|---------------|-----------------------|--------|--------|
| Securities Summary  |             |            |               | Monthly Trade Summary |        |        |
| Tenor   | Coupon Rate | Issue Date | Maturity Date | Month                 | 2025   | 2026   |
| 3 Years   | 5.5443%     | 11/2/2025  | 11/2/2028     | Jan                   | 0.00   | 196.39 |
| 5 Years   | 5.7879%     | 11/2/2025  | 11/2/2030     | Feb                   | 0.00   | 52.29  |
| 10 Years  | 6.3069%     | 11/2/2025  | 11/2/2035     | Mar                   | 0.00   | 31.41  |
|    |             |            |               | Apr                   | 0.00   | 22.66  |
|   |             |            |               | May                   | 0.00   | 50.32  |
|   |             |            |               | Jun                   | 0.00   | 41.40  |
|   |             |            |               | Jul                   | 0.00   | 0.00   |
|   |             |            |               | Aug                   | 0.00   | 0.00   |
|   |             |            |               | Sep                   | 0.00   | 0.00   |
|   |             |            |               | Oct                   | 0.00   | 0.00   |
|   |             |            |               | Nov                   | 0.00   | 0.00   |
|   |             |            |               | Dec                   | 251.64 | 0.00   |
|   |             |            |               | TOTAL                 | 251.64 | 394.47 |



As of End of June 2026

NOTE: Data contained in these tables is based on data generated by the PDEX Trading System.  
The PDS Group makes no further representation or warranty regarding the accuracy and completeness thereof.

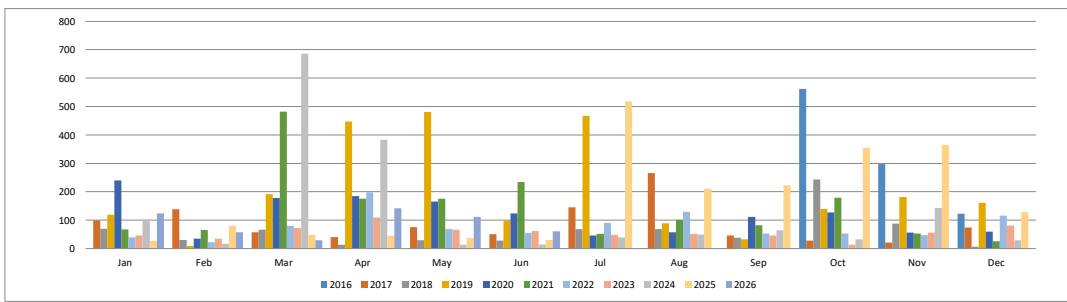
| MWC BONDS DUE 2013* (PHP 4 B)   |             |            |               | Philippine Dealing & Exchange Corp. (PDEX) |      |       |        |
|---|-------------|------------|---------------|--|------|-------|--------|
| (in million pesos)  |             |            |               |  |      |       |        |
| Securities Summary  |             |            |               | Monthly Trade Summary                      |      |       |        |
| Tenor   | Coupon Rate | Issue Date | Maturity Date | Month                                      | 2010 | 2011  |        |
| 5 Years   | 8.2500%     | 10/22/2008 | 10/23/2011*   | Jan  | 0.00 | 0.00  |        |
|  <p>* Early redemption date</p> |             |            |               | Feb  | 0.10 | 1.50  |        |
|   |             |            |               | Mar  | 0.00 | 10.20 |        |
|   |             |            |               | Apr  | 0.35 | 89.97 |        |
|   |             |            |               | May  | 0.00 | 0.00  |        |
|   |             |            |               | Jun  | 2.00 | 0.00  |        |
|   |             |            |               | Jul  | 0.00 | 0.00  |        |
|   |             |            |               | Aug  | 0.50 | 0.10  |        |
|   |             |            |               | Sep  | 0.10 | 0.00  |        |
|   |             |            |               | Oct  | 0.30 | 0.00  |        |
|   |             |            |               | Nov  | 0.00 | 0.00  |        |
|   |             |            |               | Dec  | 0.00 | 0.00  |        |
|   |             |            |               | TOTAL                                      |      | 3.35  | 101.77 |



As of End of June 2026

NOTE: Data contained in these tables is based on data generated by the PDEX Trading System.  
The PDS Group makes no further representation or warranty regarding the accuracy and completeness thereof.

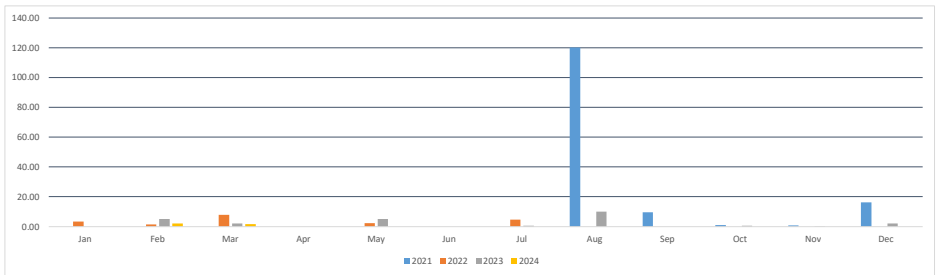
| PCOR BONDS DUE 2021 (PHP 13.0 B), 2023 (PHP 7.0 B), 2024 (PHP 13.2 B), 2025 (PHP 6.8 B), 2025 (PHP 9.00B), 2027(PHP 9.00B)<br>PCOR BOND DUE 2030 (PHP15.910), 2032 (PHP 4.604) & 2035 (PHP 11.486)<br>Philippine Dealing & Exchange Corp. (PDEX)<br>(in million pesos) |             |            |               |                       |        |          |        |          |          |          |        |        |          |          |        |
|--|-------------|------------|---------------|-----------------------|--------|----------|--------|----------|----------|----------|--------|--------|----------|----------|--------|
| Securities Summary   |             |            |               | Monthly Trade Summary |        |          |        |          |          |          |        |        |          |          |        |
| Tenor  | Coupon Rate | Issue Date | Maturity Date | Month                 | 2016   | 2017     | 2018   | 2019     | 2020     | 2021     | 2022   | 2023   | 2024     | 2025     | 2026   |
| 5 Years  | 4.0032%     | 10/27/2016 | 10/27/2021    | Jan                   | 0.00   | 98.66    | 69.30  | 119.75   | 239.83   | 67.87    | 39.65  | 46.53  | 101.85   | 26.44    | 123.53 |
| 7 Years  | 4.5219%     | 10/27/2016 | 10/27/2023    | Feb                   | 0.00   | 137.88   | 30.10  | 9.00     | 34.37    | 65.58    | 22.47  | 34.49  | 16.42    | 79.55    | 57.07  |
| 5.5 Years  | 7.8183%     | 10/19/2018 | 4/19/2024     | Mar                   | 0.00   | 57.14    | 66.00  | 191.31   | 177.82   | 481.68   | 79.92  | 71.62  | 686.39   | 48.11    | 29.53  |
| 7 Years  | 8.0551%     | 10/19/2018 | 10/19/2025    | Apr                   | 0.00   | 40.64    | 12.87  | 446.86   | 184.42   | 175.10   | 197.72 | 108.60 | 383.08   | 45.01    | 141.24 |
| 4 Years  | 3.4408%     | 10/12/2021 | 10/12/2025    | May                   | 0.00   | 74.82    | 28.61  | 481.06   | 164.93   | 175.54   | 68.59  | 66.63  | 13.25    | 37.45    | 110.98 |
| 6 Years  | 4.3368%     | 10/12/2021 | 10/12/2027    | Jun                   | 0.00   | 50.51    | 27.89  | 98.23    | 123.66   | 233.79   | 55.44  | 62.28  | 14.34    | 30.10    | 61.20  |
| 5 Years  | 6.5945%     | 7/7/2030   | 7/7/2030      | Jul                   | 0.00   | 145.68   | 69.05  | 467.14   | 46.21    | 51.33    | 90.06  | 48.65  | 39.20    | 518.58   | 0.00   |
| 7 Years  | 6.9761%     | 7/7/2032   | 7/7/2032      | Aug                   | 0.00   | 266.19   | 68.97  | 88.74    | 57.03    | 101.43   | 129.77 | 51.20  | 49.75    | 210.82   | 0.00   |
| 10 Years   | 7.3896%     | 7/7/2035   | 7/8/2035      | Sep                   | 0.00   | 46.50    | 37.74  | 32.75    | 111.40   | 82.45    | 52.87  | 46.09  | 63.63    | 222.49   | 0.00   |
|  |             |            |               | Oct                   | 562.40 | 28.44    | 243.35 | 139.48   | 127.42   | 179.44   | 53.12  | 13.40  | 31.98    | 354.14   | 0.00   |
|  |             |            |               | Nov                   | 297.09 | 21.10    | 87.68  | 181.21   | 56.28    | 52.66    | 46.82  | 56.66  | 143.20   | 364.93   | 0.00   |
|  |             |            |               | Dec                   | 122.15 | 73.70    | 6.60   | 161.44   | 59.16    | 25.83    | 115.65 | 80.47  | 28.97    | 128.05   | 0.00   |
|  |             |            |               | TOTAL                 | 981.64 | 1,041.24 | 748.16 | 2,416.97 | 1,382.53 | 1,692.69 | 952.08 | 686.62 | 1,572.06 | 2,065.67 | 523.55 |



As of End of June 2026

NOTE: Data contained in these tables is based on data generated by the PDEX Trading System.  
The PDS Group makes no further representation or warranty regarding the accuracy and completeness thereof.

| PHN 3-Year Fixed Rate Bonds Due 2024       |             |            |               |                       |        |       |       |      |
|--|-------------|------------|---------------|-----------------------|--------|-------|-------|------|
| Philippine Dealing & Exchange Corp. (PDEX) |             |            |               |                       |        |       |       |      |
| (in million pesos)                         |             |            |               |                       |        |       |       |      |
| Securities Summary                         |             |            |               | Monthly Trade Summary |        |       |       |      |
| Tenor                                      | Coupon Rate | Issue Date | Maturity Date | Month                 | 2021   | 2022  | 2023  | 2024 |
| 3 Years                                    | 3.5335%     | 8/20/2021  | 8/20/2024     | Jan                   | 0.00   | 3.20  | 0.00  | 0.00 |
|  |             |            |               | Feb                   | 0.00   | 1.30  | 5.00  | 2.12 |
|  |             |            |               | Mar                   | 0.00   | 7.75  | 2.00  | 1.50 |
|  |             |            |               | Apr                   | 0.00   | 0.00  | 0.00  | 0.00 |
|  |             |            |               | May                   | 0.00   | 2.20  | 5.00  | 0.00 |
|  |             |            |               | Jun                   | 0.00   | 0.00  | 0.00  | 0.00 |
|  |             |            |               | Jul                   | 0.00   | 4.50  | 0.50  | 0.00 |
|  |             |            |               | Aug                   | 120.26 | 0.00  | 10.05 | 0.00 |
|  |             |            |               | Sep                   | 9.50   | 0.00  | 0.00  | 0.00 |
|  |             |            |               | Oct                   | 1.00   | 0.00  | 0.55  | 0.00 |
|  |             |            |               | Nov                   | 0.75   | 0.00  | 0.20  | 0.00 |
|  |             |            |               | Dec                   | 16.20  | 0.00  | 2.00  | 0.00 |
|  |             |            |               | TOTAL                 | 147.71 | 18.95 | 25.30 | 3.62 |

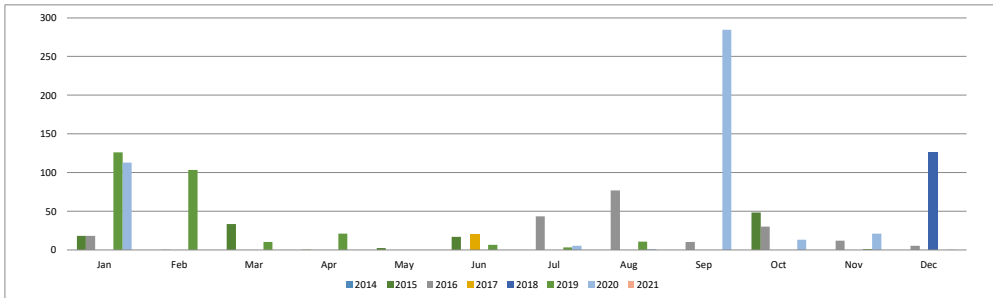


As of End of June 2026

NOTE: Data contained in these tables is based on data generated by the PDEX Trading System.  
The PDS Group makes no further representation or warranty regarding the accuracy and completeness thereof.

PNX SHORT TERM COMMERCIAL PAPER DUE JAN 2015 (PHP 0.3 B), APR 2015 (PHP 0.8 B), OCT 2014 (PHP 1.5 B), OCT 2015 (PHP 2 B),  
FEB 2016 (PHP 1.3 B), APR 2016 (PHP 1.11 B), JULY 2016 (PHP 1.12 B), DEC 2016 (PHP 1.27 B), JAN 2017 (PHP 1.11 B), DEC 2017 (PHP 1.121 B),  
JUNE 2019 (PHP 3.5 B), SEP 2019 (PHP 1.375 B), DEC 2019 (PHP 3.5 B), JULY 2020 (PHP 3.5 B), DEC 2020 (PHP 3.0 B), JULY 2021 (PHP 3.08 B)  
Philippine Dealing & Exchange Corp. (PDEX)  
(In million pesos)

| Securities Summary |             |            |               | Monthly Trade Summary |      |        |        |       |        |        |        |      |  |  |  |
|--------------------|-------------|------------|---------------|-----------------------|------|--------|--------|-------|--------|--------|--------|------|--|--|--|
| Tenor              | Coupon Rate | Issue Date | Maturity Date | Month                 | 2014 | 2015   | 2016   | 2017  | 2018   | 2019   | 2020   | 2021 |  |  |  |
| 3 Months           | 0.0000%     | 10/24/2014 | 1/22/2015     | Jan                   | 0.00 | 18.00  | 18.10  | 0.00  | 0.00   | 125.90 | 112.70 | 0.00 |  |  |  |
| 6 Months           | 0.0000%     | 10/24/2014 | 4/22/2015     | Feb                   | 0.00 | 0.00   | 0.10   | 0.00  | 0.00   | 103.00 | 0.00   | 0.00 |  |  |  |
| 1 Year             | 0.0000%     | 10/24/2014 | 10/13/2015    | Mar                   | 0.00 | 33.25  | 0.00   | 0.00  | 0.00   | 10.00  | 0.00   | 0.00 |  |  |  |
| 4 months           | 0.0000%     | 10/22/2015 | 2/22/2016     | Apr                   | 0.00 | 0.10   | 0.00   | 0.00  | 0.00   | 20.80  | 0.00   | 0.00 |  |  |  |
| 3 months           | 0.0000%     | 1/14/2016  | 4/13/2016     | May                   | 0.00 | 2.35   | 0.00   | 0.00  | 0.00   | 0.00   | 0.00   | 0.00 |  |  |  |
| 6 months           | 0.0000%     | 1/14/2016  | 7/12/2016     | Jun                   | 0.00 | 16.80  | 0.00   | 19.60 | 0.00   | 6.50   | 0.00   | 0.00 |  |  |  |
| 11 months          | 0.0000%     | 1/14/2016  | 12/22/2016    | Jul                   | 0.00 | 0.00   | 43.14  | 0.00  | 0.00   | 3.10   | 5.00   | 0.00 |  |  |  |
| 6 months           | 0.0000%     | 7/8/2016   | 1/4/2017      | Aug                   | 0.00 | 0.00   | 76.86  | 0.00  | 0.00   | 10.30  | 1.10   | 0.00 |  |  |  |
| 6 months           | 0.0000%     | 6/16/2017  | 12/13/2017    | Sep                   | 0.00 | 0.00   | 10.00  | 0.00  | 0.00   | 0.00   | 284.27 | 0.00 |  |  |  |
| 1 Year             | 0.0000%     | 3/23/2018  | 9/23/2019     | Oct                   | 0.00 | 48.00  | 30.00  | 0.00  | 0.00   | 0.00   | 13.00  | 0.00 |  |  |  |
| 6 months           | 0.0000%     | 12/27/2018 | 6/25/2019     | Nov                   | 0.00 | 0.00   | 11.80  | 0.00  | 0.00   | 1.00   | 20.79  | 0.00 |  |  |  |
| 1 Year             | 0.0000%     | 12/27/2018 | 12/22/2019    | Dec                   | 0.00 | 0.00   | 5.00   | 0.00  | 0.00   | 125.90 | 0.00   | 0.30 |  |  |  |
| 1 Year             | 0.0000%     | 8/5/2019   | 7/30/2020     | TOTAL                 | 0.00 | 118.50 | 190.00 | 19.60 | 125.90 | 280.60 | 436.86 | 0.00 |  |  |  |
| 1 Year             | 0.0000%     | 12/11/2019 | 12/5/2020     |                       |      |        |        |       |        |        |        |      |  |  |  |
| 332 Days           | 0.0000%     | 8/26/2020  | 7/24/2021     |                       |      |        |        |       |        |        |        |      |  |  |  |

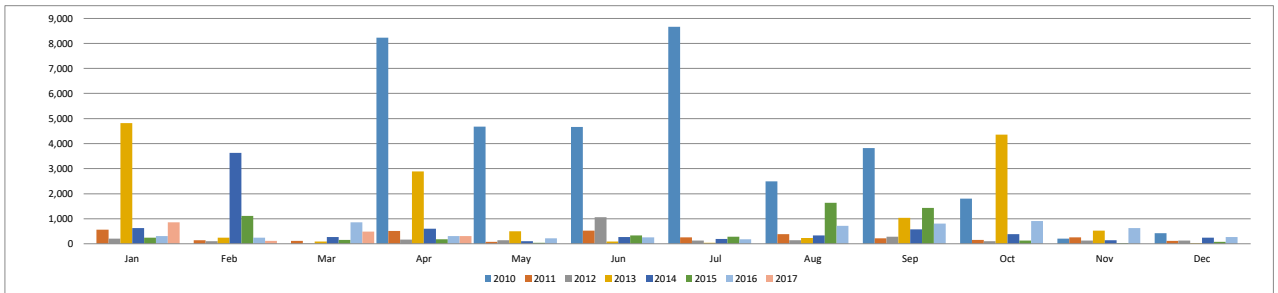


As of End of June 2026

NOTE: Data contained in these tables is based on data generated by the PDEX Trading System.  
The PDS Group makes no further representation or warranty regarding the accuracy and completeness thereof.

PSALM BONDS DUE 2015 (PHP 11.32 B), 2017 (PHP 18.68 B)  
Philippine Dealing & Exchange Corp. (PDEX)  
(in million pesos)

| Securities Summary |             |            |               | Monthly Trade Summary |           |          |          |           |          |          |          |          |  |  |  |
|--------------------|-------------|------------|---------------|-----------------------|-----------|----------|----------|-----------|----------|----------|----------|----------|--|--|--|
| Tenor              | Coupon Rate | Issue Date | Maturity Date | Month                 | 2010      | 2011     | 2012     | 2013      | 2014     | 2015     | 2016     | 2017     |  |  |  |
| 5 Years            | 6.8750%     | 4/22/2010  | 4/22/2015     | Jan                   | 0.00      | 561.87   | 201.28   | 4,812.60  | 628.71   | 248.50   | 306.20   | 851.84   |  |  |  |
|                    |             |            |               | Feb                   | 0.00      | 136.10   | 100.02   | 238.43    | 3,633.07 | 1,113.30 | 244.81   | 121.24   |  |  |  |
| 7 Years            | 7.7500%     | 4/22/2010  | 4/22/2017     | Mar                   | 0.00      | 115.78   | 20.11    | 87.14     | 274.55   | 153.99   | 852.13   | 489.24   |  |  |  |
|                    |             |            |               | Apr                   | 8,229.68  | 510.55   | 163.15   | 2,891.07  | 601.37   | 186.67   | 302.93   | 313.53   |  |  |  |
|                    |             |            |               | May                   | 4,671.35  | 82.40    | 141.59   | 499.66    | 97.91    | 38.42    | 218.55   | 0.00     |  |  |  |
|                    |             |            |               | Jun                   | 4,666.36  | 529.77   | 1,066.98 | 91.75     | 275.92   | 334.95   | 256.40   | 0.00     |  |  |  |
|                    |             |            |               | Jul                   | 8,662.35  | 252.72   | 125.11   | 41.73     | 198.05   | 277.58   | 183.59   | 0.00     |  |  |  |
|                    |             |            |               | Aug                   | 2,497.25  | 390.73   | 136.31   | 238.05    | 328.62   | 1,642.67 | 720.01   | 0.00     |  |  |  |
|                    |             |            |               | Sep                   | 3,823.05  | 225.30   | 279.54   | 1,038.88  | 578.68   | 1,426.68 | 802.39   | 0.00     |  |  |  |
|                    |             |            |               | Oct                   | 1,804.00  | 151.58   | 103.94   | 4,362.77  | 379.60   | 128.04   | 905.36   | 0.00     |  |  |  |
|                    |             |            |               | Nov                   | 206.51    | 252.84   | 130.25   | 524.42    | 136.78   | 26.73    | 626.65   | 0.00     |  |  |  |
|                    |             |            |               | Dec                   | 428.38    | 116.55   | 124.83   | 23.74     | 239.69   | 82.70    | 270.02   | 0.00     |  |  |  |
|                    |             |            |               | TOTAL                 | 34,988.94 | 3,326.20 | 2,593.12 | 14,850.23 | 7,372.95 | 5,660.21 | 5,689.03 | 1,775.86 |  |  |  |

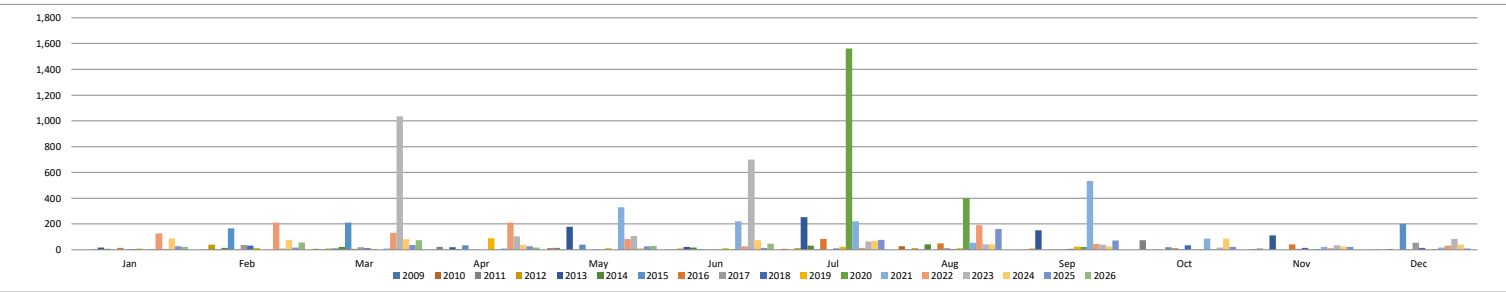


As of End of June 2026

NOTE: Data contained in these tables is based on data generated by the PDEX Trading System.  
The PDS Group makes no further representation or warranty regarding the accuracy and completeness thereof.

RLC BONDS DUE 2014 (PHP 10 B), 2022 (PHP 10.64 B), 2023 (PHP 12.76 B), 2025 (PHP 1.36 B), (PHP 0.43 B), 2025 (PHP 6.00 B), 2027 (PHP 9.00 B), 2026 (PHP 6.00 B), 2028 (PHP 9.00 B)  
Philippine Dealing & Exchange Corp. (PDEX)  
(in million pesos)

| Securities Summary |             |            |               | Monthly Trade Summary |      |       |        |        |        |        |        |        |        |        |        |          |          |          |          |        |        |        |  |  |  |  |
|--------------------|-------------|------------|---------------|-----------------------|------|-------|--------|--------|--------|--------|--------|--------|--------|--------|--------|----------|----------|----------|----------|--------|--------|--------|--|--|--|--|
| Tenor              | Coupon Rate | Issue Date | Maturity Date | Month                 | 2009 | 2010  | 2011   | 2012   | 2013   | 2014   | 2015   | 2016   | 2017   | 2018   | 2019   | 2020     | 2021     | 2022     | 2023     | 2024   | 2025   | 2026   |  |  |  |  |
| 5 Years            | 8.5000%     | 7/13/2009  | 7/14/2014     | Jan                   | 0.00 | 0.00  | 0.00   | 5.00   | 17.15  | 7.50   | 0.00   | 14.71  | 0.35   | 4.76   | 11.00  | 0.00     | 5.87     | 125.67   | 7.64     | 87.34  | 26.21  | 22.85  |  |  |  |  |
| 5 Years            | 8.2500%     | 8/26/2009  | 8/27/2014     | Feb                   | 0.00 | 0.00  | 3.00   | 38.50  | 3.00   | 14.33  | 166.50 | 2.00   | 36.00  | 31.50  | 15.24  | 0.00     | 3.57     | 211.57   | 10.16    | 77.34  | 18.34  | 55.99  |  |  |  |  |
| 7 Years            | 4.8000%     | 2/23/2015  | 2/23/2022     | Mar                   | 0.00 | 7.00  | 6.00   | 10.00  | 10.65  | 23.00  | 210.64 | 8.30   | 19.00  | 13.10  | 7.80   | 0.00     | 10.60    | 132.00   | 1,035.36 | 82.91  | 37.46  | 73.89  |  |  |  |  |
| 10 Years           | 4.9344%     | 2/23/2015  | 2/23/2025     | Apr                   | 0.00 | 0.10  | 23.30  | 3.40   | 20.92  | 3.80   | 35.34  | 1.80   | 0.00   | 0.00   | 88.50  | 2.00     | 10.00    | 212.00   | 103.70   | 38.33  | 26.81  | 17.52  |  |  |  |  |
| 3 Years            | 3.6830%     | 7/17/2020  | 7/17/2023     | May                   | 0.00 | 13.00 | 14.80  | 2.00   | 178.89 | 1.50   | 39.00  | 0.00   | 5.09   | 1.10   | 12.00  | 0.00     | 329.93   | 83.57    | 107.45   | 12.79  | 27.24  | 30.07  |  |  |  |  |
| 5 Years            | 3.8000%     | 7/17/2020  | 7/17/2025     | Jun                   | 0.00 | 3.00  | 1.00   | 11.00  | 21.30  | 17.30  | 4.00   | 0.60   | 2.47   | 0.50   | 12.10  | 1.07     | 219.79   | 27.50    | 699.47   | 74.89  | 15.98  | 47.52  |  |  |  |  |
| 3 Years            | 5.3789%     | 8/26/2022  | 8/26/2025     | Jul                   | 0.00 | 8.10  | 0.00   | 13.30  | 252.95 | 33.10  | 5.00   | 84.45  | 0.00   | 10.00  | 22.00  | 1,560.60 | 220.10   | 16.00    | 64.08    | 69.49  | 77.46  | 0.00   |  |  |  |  |
| 5 Years            | 5.9362%     | 8/26/2022  | 8/26/2027     | Aug                   | 0.00 | 28.00 | 2.00   | 11.50  | 2.60   | 43.00  | 0.00   | 50.59  | 11.90  | 5.00   | 12.59  | 400.49   | 54.12    | 190.32   | 42.30    | 41.09  | 160.67 | 0.00   |  |  |  |  |
| 3 Years            | 6.0972%     | 6/30/2023  | 6/30/2026     | Sep                   | 0.00 | 0.00  | 1.00   | 9.38   | 150.16 | 0.00   | 1.00   | 1.00   | 5.00   | 8.00   | 26.00  | 22.03    | 533.70   | 45.51    | 40.84    | 28.13  | 72.20  | 0.00   |  |  |  |  |
| 5 Years            | 6.1663%     | 6/30/2023  | 6/30/2028     | Oct                   | 0.00 | 0.00  | 73.30  | 0.00   | 3.10   | 0.00   | 19.60  | 13.60  | 4.40   | 35.16  | 2.50   | 1.19     | 85.93    | 4.70     | 16.13    | 87.70  | 22.29  | 0.00   |  |  |  |  |
|                    |             |            |               | Nov                   | 0.00 | 0.00  | 10.50  | 0.00   | 111.19 | 0.00   | 0.00   | 41.76  | 7.00   | 15.00  | 1.40   | 5.58     | 23.50    | 13.29    | 35.43    | 23.89  | 23.47  | 0.00   |  |  |  |  |
|                    |             |            |               | Dec                   | 0.00 | 0.00  | 2.00   | 0.00   | 6.10   | 0.00   | 201.00 | 1.00   | 54.05  | 15.00  | 2.00   | 4.40     | 17.73    | 33.27    | 84.02    | 39.35  | 10.37  | 0.00   |  |  |  |  |
|                    |             |            |               | TOTAL                 | 0.00 | 64.20 | 136.90 | 104.08 | 778.00 | 143.53 | 682.08 | 219.81 | 145.26 | 139.12 | 213.13 | 1,997.36 | 1,514.84 | 1,095.40 | 2,246.58 | 663.25 | 518.50 | 247.84 |  |  |  |  |

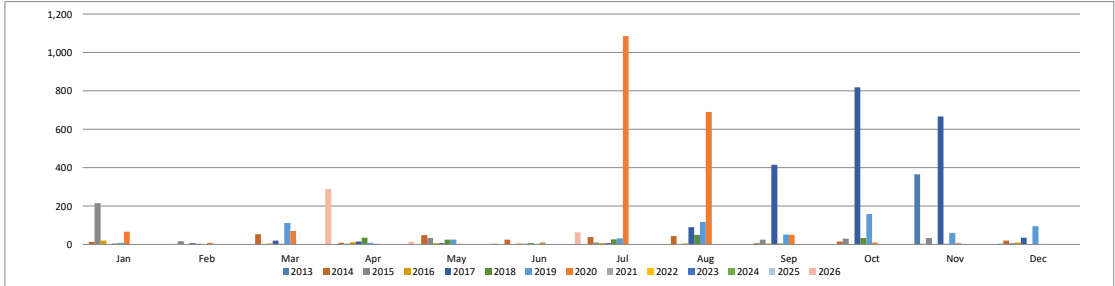


As of End of June 2026

NOTE: Data contained in these tables is based on data generated by the PDEX Trading System.  
The PDS Group makes no further representation or warranty regarding the accuracy and completeness thereof.

ROCK BONDS DUE 2021 (PHP 5 B), Series A due 2029 & Series B due 2031  
Philippine Dealing & Exchange Corp. (PDEX)  
(in million pesos)

| Securities Summary |             |            |               | Monthly Trade Summary |        |        |        |       |          |        |        |          |      |      |      |      |      |        |
|--------------------|-------------|------------|---------------|-----------------------|--------|--------|--------|-------|----------|--------|--------|----------|------|------|------|------|------|--------|
| Tenor              | Coupon Rate | Issue Date | Maturity Date | Month                 | 2013   | 2014   | 2015   | 2016  | 2017     | 2018   | 2019   | 2020     | 2021 | 2022 | 2023 | 2024 | 2025 | 2026   |
| 7.25 Years         | 5.0932%     | 11/15/2013 | 2/15/2021     | Jan                   | 0.00   | 14.17  | 216.00 | 21.00 | 1.50     | 5.00   | 8.90   | 67.15    | 0.10 | 0.00 | 0.00 | 0.00 | 0.00 | 0.00   |
|                    |             |            |               | Feb                   | 0.00   | 2.00   | 16.45  | 1.40  | 7.50     | 3.50   | 1.00   | 9.65     | 0.00 | 0.00 | 0.00 | 0.00 | 0.00 | 0.00   |
| 3 Years            | 5.5666%     | 3/18/2026  | 3/18/2029     | Mar                   | 0.00   | 53.20  | 2.00   | 5.05  | 20.00    | 3.00   | 111.30 | 71.00    | 0.00 | 0.00 | 0.00 | 0.00 | 0.00 | 289.16 |
|                    |             |            |               | Apr                   | 0.00   | 9.50   | 3.60   | 12.12 | 15.00    | 35.00  | 9.00   | 3.00     | 0.00 | 0.00 | 0.00 | 0.00 | 0.00 | 16.24  |
| 5 Years            | 5.8595%     | 3/18/2026  | 3/18/2031     | May                   | 0.00   | 48.00  | 34.62  | 7.30  | 7.70     | 25.75  | 25.00  | 4.56     | 0.00 | 0.00 | 0.00 | 0.00 | 0.00 | 5.30   |
|                    |             |            |               | Jun                   | 0.00   | 25.39  | 2.75   | 5.90  | 4.37     | 7.50   | 3.00   | 11.30    | 0.00 | 0.00 | 0.00 | 0.00 | 0.00 | 64.55  |
|                    |             |            |               | Jul                   | 0.00   | 39.10  | 11.27  | 7.90  | 7.32     | 27.60  | 31.50  | 1,085.38 | 0.00 | 0.00 | 0.00 | 0.00 | 0.00 | 0.00   |
|                    |             |            |               | Aug                   | 0.00   | 43.50  | 0.10   | 5.37  | 91.00    | 51.12  | 116.86 | 690.49   | 0.00 | 0.00 | 0.00 | 0.00 | 0.00 | 0.00   |
|                    |             |            |               | Sep                   | 0.00   | 6.50   | 26.00  | 5.12  | 415.09   | 6.10   | 52.50  | 50.59    | 0.00 | 0.00 | 0.00 | 0.00 | 0.00 | 0.00   |
|                    |             |            |               | Oct                   | 0.00   | 15.77  | 31.00  | 0.00  | 818.25   | 33.40  | 158.06 | 11.25    | 0.00 | 0.00 | 0.00 | 0.00 | 0.00 | 0.00   |
|                    |             |            |               | Nov                   | 0.00   | 365.10 | 3.19   | 34.00 | 0.50     | 667.15 | 3.20   | 60.00    | 7.50 | 0.00 | 0.00 | 0.00 | 0.00 | 0.00   |
|                    |             |            |               | Dec                   | 0.00   | 3.10   | 20.00  | 7.00  | 10.53    | 35.41  | 2.00   | 96.00    | 2.10 | 0.00 | 0.00 | 0.00 | 0.00 | 0.00   |
|                    |             |            |               | TOTAL                 | 368.20 | 280.32 | 384.79 | 82.19 | 2,090.29 | 203.17 | 673.12 | 2,013.97 | 0.10 | 0.00 | 0.00 | 0.00 | 0.00 | 375.25 |

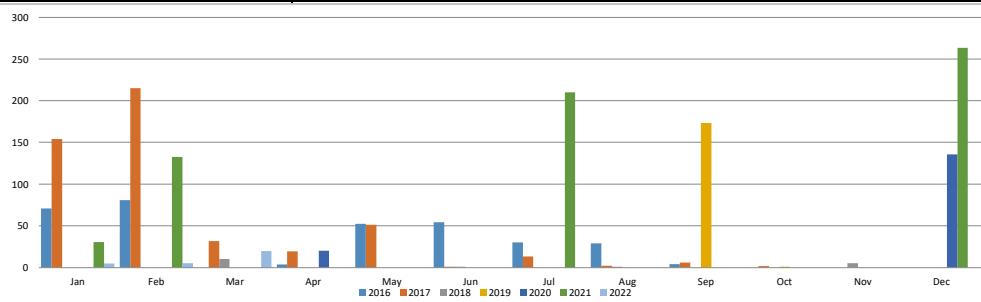


As of End of June 2026

NOTE: Data contained in these tables is based on data generated by the PDEX Trading System.  
The PDS Group makes no further representation or warranty regarding the accuracy and completeness thereof.

SLAC SHORT TERM COMMERCIAL PAPER DUE APR 2016 (PHP 0.35 B), JUL 2016 (PHP 0.08 B),  
JAN 2017 (PHP 0.57 B, 0.277 B, 0.073 B, & 0.08 B), MAR 2017 (PHP 0.2 B), JUNE 2017 (PHP 0.1 B),  
DEC 2017 (PHP 1.5 B), JUN 2018 (PHP 0.355 B), SEP 2018 (PHP 0.645 B), MAR 2019 (PHP 2.0 B)  
DEC 2019 (PHP 0.2 B), MAR 2020 (PHP 0.2 B), SEP 2020 (PHP 1.8 B)  
JUNE 2021 (PHP 1.2887 B), DEC 2021 (2.000 B), DEC 2022 (PhP 1.866 B)  
Philippine Dealing & Exchange Corp. (PDEX)  
(in million pesos)

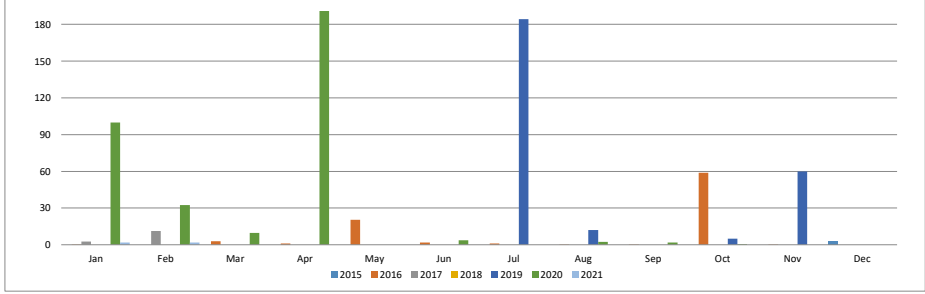
| Securities Summary |             |            |               | Monthly Trade Summary |        |        |       |        |        |        |       |
|--------------------|-------------|------------|---------------|-----------------------|--------|--------|-------|--------|--------|--------|-------|
| Tenor              | Coupon Rate | Issue Date | Maturity Date | Month                 | 2016   | 2017   | 2018  | 2019   | 2020   | 2021   | 2022  |
| 3 months           | 0.0000%     | 1/22/2016  | 4/21/2016     | Jan                   | 70.66  | 153.80 | 0.00  | 0.00   | 0.00   | 30.60  | 4.60  |
| 6 months           | 0.0000%     | 1/22/2016  | 7/20/2016     | Feb                   | 80.77  | 215.10 | 0.00  | 0.00   | 0.00   | 132.50 | 5.00  |
| 1 Year             | 0.0000%     | 1/22/2016  | 1/6/2017      | Mar                   | 0.00   | 31.50  | 10.00 | 0.00   | 0.00   | 0.00   | 19.60 |
| 9 months           | 0.0000%     | 4/28/2016  | 1/6/2017      | Apr                   | 3.70   | 19.30  | 0.00  | 0.00   | 20.00  | 0.00   | 0.00  |
| 8 months           | 0.0000%     | 5/13/2016  | 1/6/2017      | May                   | 52.38  | 51.20  | 0.00  | 0.00   | 0.00   | 0.00   | 0.00  |
| 6 months           | 0.0000%     | 7/29/2016  | 1/25/2017     | Jun                   | 54.10  | 1.10   | 1.00  | 0.00   | 0.00   | 0.00   | 0.00  |
| 3 months           | 0.0000%     | 12/14/2016 | 3/14/2017     | Jul                   | 30.20  | 13.00  | 0.00  | 0.00   | 0.00   | 210.00 | 0.00  |
| 6 months           | 0.0000%     | 12/14/2016 | 6/12/2017     | Aug                   | 29.00  | 2.00   | 1.00  | 0.00   | 0.00   | 0.00   | 0.00  |
| 1 Year             | 0.0000%     | 12/14/2016 | 12/9/2017     | Sep                   | 4.00   | 6.00   | 0.00  | 173.30 | 0.00   | 0.00   | 0.00  |
| 90 days            | 0.0000%     | 3/28/2018  | 6/26/2018     | Oct                   | 0.00   | 1.50   | 0.00  | 1.00   | 0.00   | 0.00   | 0.00  |
| 180 days           | 0.0000%     | 3/28/2018  | 9/24/2018     | Nov                   | 0.00   | 0.00   | 5.00  | 0.00   | 0.00   | 0.00   | 0.00  |
| 360 days           | 0.0000%     | 3/28/2018  | 3/23/2019     | Dec                   | 0.00   | 0.00   | 0.00  | 0.00   | 135.50 | 263.20 | 0.00  |
| 1 Year             | 0.0000%     | 9/20/2019  | 9/18/2020     | TOTAL                 | 324.82 | 494.50 | 17.00 | 174.30 | 155.50 | 636.30 | 29.20 |
| 182 days           | 0.0000%     | 12/18/2020 | 6/18/2021     |                       |        |        |       |        |        |        |       |
| 364 days           | 0.0000%     | 12/18/2020 | 12/17/2021    |                       |        |        |       |        |        |        |       |
| 364 days           | 0.0000%     | 12/22/2021 | 12/21/2022    |                       |        |        |       |        |        |        |       |



As of End of June 2026

NOTE: Data contained in these tables is based on data generated by the PDEX Trading System.  
The PDS Group makes no further representation or warranty regarding the accuracy and completeness thereof.

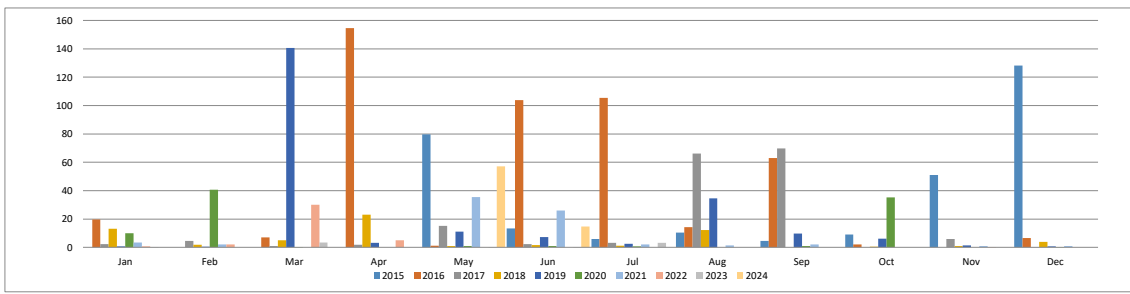
| SLI BONDS DUE 2018 (PHP 2.00 B), 2021 (PHP 2.00 B) |             |            |               |                       |      |       |       |      |        |        |      |
|--|-------------|------------|---------------|-----------------------|------|-------|-------|------|--------|--------|------|
| Philippine Dealing & Exchange Corp. (PDEX)         |             |            |               |                       |      |       |       |      |        |        |      |
| (in million pesos)                                 |             |            |               |                       |      |       |       |      |        |        |      |
| Securities Summary                                 |             |            |               | Monthly Trade Summary |      |       |       |      |        |        |      |
| Tenor  | Coupon Rate | Issue Date | Maturity Date | Month                 | 2015 | 2016  | 2017  | 2018 | 2019   | 2020   | 2021 |
| 3 Years  | 6.7284%     | 12/22/2015 | 6/22/2017*    | Jan                   | 0.00 | 0.05  | 2.70  | 0.00 | 0.00   | 99.72  | 2.00 |
| 5.5 Years  | 6.7150%     | 12/22/2015 | 3/22/2021     | Feb                   | 0.00 | 0.00  | 11.38 | 0.00 | 0.00   | 32.50  | 2.00 |
| * Early Redemption Date                            |             |            |               | Mar                   | 0.00 | 2.80  | 0.00  | 0.00 | 0.00   | 9.60   | 0.00 |
|  |             |            |               | Apr                   | 0.00 | 1.20  | 0.00  | 0.00 | 0.00   | 201.00 | 0.00 |
|  |             |            |               | May                   | 0.00 | 20.50 | 0.00  | 0.00 | 0.00   | 0.00   | 0.00 |
|  |             |            |               | Jun                   | 0.00 | 2.00  | 0.00  | 0.00 | 0.00   | 3.60   | 0.00 |
|  |             |            |               | Jul                   | 0.00 | 1.00  | 0.00  | 0.00 | 184.17 | 0.00   | 0.00 |
|  |             |            |               | Aug                   | 0.00 | 0.20  | 0.00  | 0.00 | 11.97  | 2.50   | 0.00 |
|  |             |            |               | Sep                   | 0.00 | 0.30  | 0.00  | 0.00 | 0.00   | 2.00   | 0.00 |
|  |             |            |               | Oct                   | 0.00 | 58.95 | 0.00  | 0.00 | 5.00   | 0.50   | 0.00 |
|  |             |            |               | Nov                   | 0.00 | 0.20  | 0.00  | 0.00 | 60.00  | 0.00   | 0.00 |
|  |             |            |               | Dec                   | 3.00 | 0.00  | 0.00  | 0.00 | 0.00   | 0.00   | 0.00 |
|  |             |            |               | TOTAL                 | 3.00 | 87.20 | 14.08 | 0.00 | 261.14 | 351.42 | 4.00 |



As of End of June 2026

NOTE: Data contained in these tables is based on data generated by the PDEX Trading System.  
The PDS Group makes no further representation or warranty regarding the accuracy and completeness thereof.

| SLTC BONDS DUE 2020 (PHP 2.40B), 2022 (PHP 2.40B), 2025 (PHP 2.50B) |             |            |               |                       |        |        |        |       |        |       |       |       |      |       |      |      |
|---|-------------|------------|---------------|-----------------------|--------|--------|--------|-------|--------|-------|-------|-------|------|-------|------|------|
| Philippine Dealing & Exchange Corp. (PDEX)                          |             |            |               |                       |        |        |        |       |        |       |       |       |      |       |      |      |
| (in million pesos)  |             |            |               |                       |        |        |        |       |        |       |       |       |      |       |      |      |
| Securities Summary  |             |            |               | Monthly Trade Summary |        |        |        |       |        |       |       |       |      |       |      |      |
| Tenor   | Coupon Rate | Issue Date | Maturity Date | Month                 | 2015   | 2016   | 2017   | 2018  | 2019   | 2020  | 2021  | 2022  | 2023 | 2024  | 2025 | 2026 |
| 5 Years   | 4.9925%     | 5/22/2015  | 8/22/2020     | Jan                   | 0.00   | 19.62  | 2.30   | 13.15 | 0.75   | 10.00 | 3.35  | 0.75  | 0.15 | 0.00  | 0.00 | 0.00 |
| 7 Years   | 5.5796%     | 5/22/2015  | 5/22/2022     | Feb                   | 0.00   | 0.00   | 4.50   | 1.86  | 0.50   | 40.75 | 2.10  | 2.00  | 0.00 | 0.00  | 0.00 | 0.00 |
| 10 Years  | 6.4872%     | 5/22/2015  | 5/22/2025     | Mar                   | 0.00   | 7.05   | 1.05   | 5.00  | 140.66 | 0.05  | 0.00  | 30.00 | 3.39 | 0.00  | 0.00 | 0.00 |
|   |             |            |               | Apr                   | 0.00   | 154.52 | 1.82   | 23.00 | 3.19   | 0.00  | 0.00  | 5.00  | 0.00 | 0.00  | 0.00 | 0.00 |
|   |             |            |               | May                   | 79.70  | 1.15   | 15.20  | 1.00  | 11.00  | 1.00  | 35.40 | 0.00  | 0.10 | 57.00 | 0.00 | 0.00 |
|   |             |            |               | Jun                   | 13.33  | 103.76 | 2.30   | 1.52  | 7.24   | 1.00  | 26.00 | 0.00  | 0.30 | 14.60 | 0.00 | 0.00 |
|   |             |            |               | Jul                   | 6.00   | 105.43 | 3.18   | 1.10  | 2.58   | 0.70  | 2.00  | 0.00  | 3.14 | 0.00  | 0.00 | 0.00 |
|   |             |            |               | Aug                   | 10.50  | 14.30  | 66.07  | 12.20 | 34.59  | 0.00  | 1.50  | 0.00  | 0.00 | 0.00  | 0.00 | 0.00 |
|   |             |            |               | Sep                   | 4.60   | 63.00  | 69.65  | 0.00  | 9.67   | 0.85  | 2.00  | 0.00  | 0.00 | 0.00  | 0.00 | 0.00 |
|   |             |            |               | Oct                   | 9.13   | 2.00   | 0.00   | 0.50  | 6.15   | 35.15 | 0.00  | 0.00  | 0.00 | 0.00  | 0.00 | 0.00 |
|   |             |            |               | Nov                   | 51.00  | 0.00   | 5.92   | 1.00  | 1.30   | 0.00  | 1.00  | 0.10  | 0.00 | 0.00  | 0.00 | 0.00 |
|   |             |            |               | Dec                   | 128.10 | 6.50   | 0.10   | 3.90  | 0.65   | 0.05  | 1.00  | 0.00  | 0.00 | 0.00  | 0.00 | 0.00 |
|   |             |            |               | TOTAL                 | 302.36 | 477.33 | 172.10 | 64.23 | 218.28 | 89.55 | 74.35 | 37.85 | 7.08 | 71.60 | 0.00 | 0.00 |



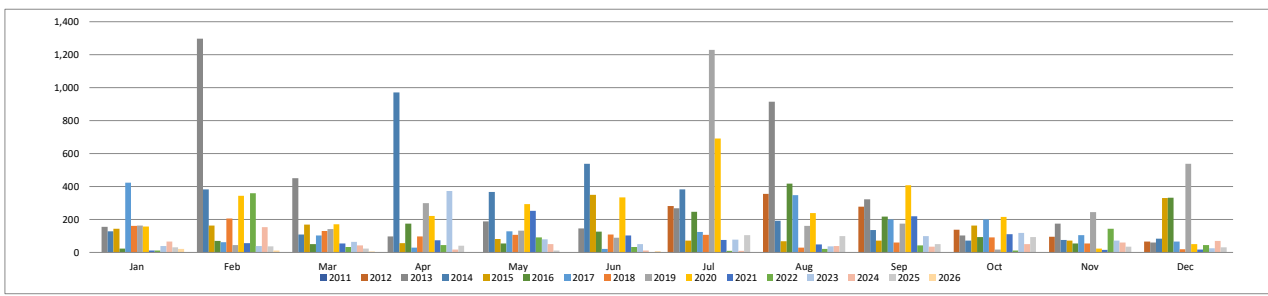
As of End of June 2026

NOTE: Data contained in these tables is based on data generated by the PDEX Trading System.  
The PDS Group makes no further representation or warranty regarding the accuracy and completeness thereof.

SM/SMIC BONDS DUE 2014 (PHP 9 B), 2016 (PHP 1 B), 2019 (PHP 6.34 B), 2021 (PHP 11.7 B), 2022 (PHP 8.66 B), (PHP 5.60 B), 2023 (PHP 20B), 2024 (PHP 3.3 B)\*\*\*, 2024 (PHP 10 B), 2025 ( PHP 7.5 B), 2027 (PHP 7.5 B)  
Philippine Dealing & Exchange Corp. (PDEX)  
(in million pesos)

| Securities Summary |             |            |               | Monthly Trade Summary |      |          |          |          |          |          |          |          |          |          |          |        |          |        |        |       |
|--------------------|-------------|------------|---------------|-----------------------|------|----------|----------|----------|----------|----------|----------|----------|----------|----------|----------|--------|----------|--------|--------|-------|
| Tenor              | Coupon Rate | Issue Date | Maturity Date | Month                 | 2011 | 2012     | 2013     | 2014     | 2015     | 2016     | 2017     | 2018     | 2019     | 2020     | 2021     | 2022   | 2023     | 2024   | 2025   | 2026  |
| 5 Years            | 8.2500%     | 6/25/2009* | 6/26/2014     | Jan                   | 0.00 | 0.00     | 155.76   | 127.19   | 144.18   | 23.92    | 422.49   | 161.69   | 162.78   | 156.56   | 12.10    | 12.00  | 38.68    | 65.70  | 30.55  | 21.80 |
| 7 Years            | 9.1000%     | 6/25/2009* | 6/25/2016     | Feb                   | 0.00 | 0.00     | 1,296.46 | 381.96   | 162.29   | 69.88    | 61.30    | 206.19   | 45.24    | 342.71   | 56.90    | 358.82 | 38.20    | 152.90 | 37.18  | 12.08 |
| 7 Years            | 6.0000%     | 7/16/2012  | 7/16/2019     | Mar                   | 0.00 | 0.00     | 449.77   | 108.69   | 168.62   | 49.64    | 103.00   | 129.03   | 142.22   | 171.03   | 53.54    | 33.25  | 64.16    | 43.00  | 22.71  | 4.90  |
| 10 Years           | 6.9442%     | 7/16/2012  | 7/16/2022     | Apr                   | 0.00 | 0.00     | 97.35    | 971.57   | 56.59    | 174.66   | 28.95    | 95.91    | 297.96   | 222.05   | 74.50    | 43.49  | 372.46   | 17.35  | 40.24  | 0.00  |
| 7 Years            | 5.2958%     | 5/19/2014  | 5/19/2021     | May                   | 0.00 | 0.00     | 188.69   | 366.88   | 80.95    | 54.53    | 127.08   | 106.43   | 131.15   | 293.24   | 252.91   | 90.97  | 80.01    | 50.51  | 11.03  | 1.00  |
| 10 Years           | 5.6125%     | 5/19/2014  | 5/19/2024**   | Jun                   | 0.00 | 0.00     | 145.43   | 537.99   | 348.59   | 126.66   | 21.58    | 108.85   | 88.31    | 333.96   | 103.51   | 32.30  | 51.20    | 11.55  | 0.00   | 7.10  |
| 7 Years            | 5.1590%     | 12/9/2016  | 12/9/2023**   | Jul                   | 0.00 | 282.22   | 268.35   | 382.85   | 72.14    | 246.76   | 124.16   | 105.91   | 1,229.79 | 690.25   | 74.99    | 8.56   | 77.55    | 9.85   | 104.41 | 0.00  |
| 1.5 Years          | 2.8750%     | 7/22/2020  | 1/22/2022     | Aug                   | 0.00 | 354.79   | 915.21   | 191.40   | 67.35    | 417.99   | 346.53   | 28.64    | 161.88   | 238.13   | 48.78    | 21.26  | 36.89    | 38.40  | 98.48  | 0.00  |
| 3.5 years          | 3.3613%     | 10/2/2020  | 4/2/2024      | Sep                   | 0.00 | 278.23   | 323.02   | 135.05   | 71.05    | 216.75   | 200.74   | 60.59    | 174.56   | 407.51   | 219.85   | 42.44  | 97.98    | 35.42  | 50.50  | 0.00  |
| 3 years            | 3.5915%     | 2/18/2022  | 2/18/2025     | Oct                   | 0.00 | 137.22   | 102.47   | 71.31    | 162.09   | 93.05    | 200.40   | 90.30    | 18.01    | 215.16   | 109.63   | 11.80  | 118.20   | 49.78  | 93.02  | 0.00  |
| 5 years            | 4.7713%     | 2/18/2022  | 2/18/2027     | Nov                   | 0.00 | 95.75    | 174.88   | 76.13    | 72.49    | 55.06    | 103.64   | 54.05    | 244.20   | 23.09    | 14.60    | 142.84 | 71.74    | 60.82  | 34.77  | 0.00  |
|                    |             |            |               | Dec                   | 0.00 | 66.60    | 59.09    | 84.09    | 330.47   | 331.95   | 66.33    | 19.70    | 537.88   | 49.83    | 16.86    | 44.71  | 24.76    | 69.59  | 30.70  | 0.00  |
|                    |             |            |               | TOTAL                 | 0.00 | 1,214.81 | 4,176.47 | 3,435.11 | 1,736.81 | 1,860.84 | 1,806.20 | 1,167.29 | 3,233.97 | 3,143.51 | 1,038.17 | 842.43 | 1,071.83 | 604.87 | 553.59 | 46.88 |

\*Listing Date on 7/16/2012  
\*\*Early redeemed security

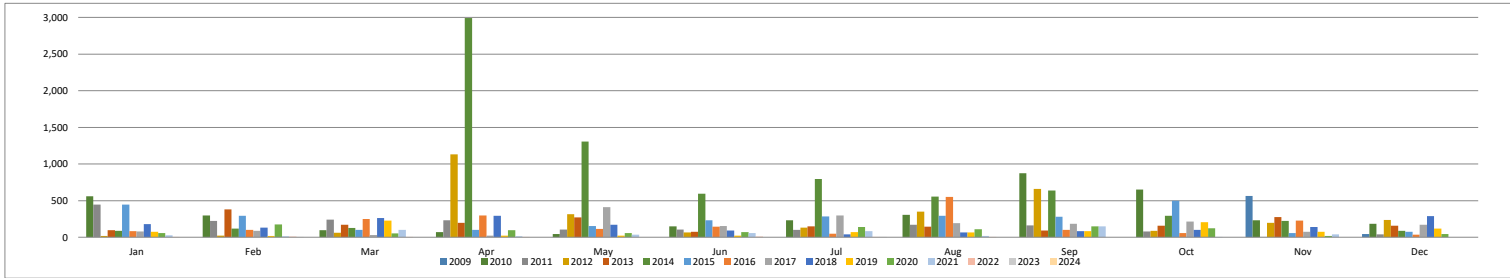


As of End of June 2026

NOTE: Data contained in these tables is based on data generated by the PDEX Trading System.  
The PDS Group makes no further representation or warranty regarding the accuracy and completeness thereof.

SMB BONDS DUE 2012 (PHP 13.59 B), 2014 (PHP 22.4 B), 2017 (PHP 3 B), 2019 (PHP 12.81 B), 2021 (PHP 12.5 B), 2022 (PHP 7 B), 2024 (PHP 2.5 B)  
Philippine Dealing & Exchange Corp. (PDEX)  
(in million pesos)

| Securities Summary |             |            |               | Monthly Trade Summary |        |          |          |          |          |          |          |          |          |          |          |          |        |       |      |      |  |  |
|--------------------|-------------|------------|---------------|-----------------------|--------|----------|----------|----------|----------|----------|----------|----------|----------|----------|----------|----------|--------|-------|------|------|--|--|
| Tenor              | Coupon Rate | Issue Date | Maturity Date | Month                 | 2009   | 2010     | 2011     | 2012     | 2013     | 2014     | 2015     | 2016     | 2017     | 2018     | 2019     | 2020     | 2021   | 2022  | 2023 | 2024 |  |  |
| 3 Years            | 8.2500%     | 4/3/2009   | 4/3/2012      | Jan                   | 0.00   | 561.52   | 447.84   | 18.84    | 94.92    | 87.00    | 446.71   | 85.62    | 79.15    | 180.70   | 76.65    | 56.24    | 27.60  | 5.00  | 0.00 | 0.00 |  |  |
| 5 Years            | 8.8750%     | 4/3/2009   | 4/4/2014      | Feb                   | 0.00   | 298.24   | 223.35   | 20.70    | 382.84   | 119.07   | 295.56   | 99.11    | 87.38    | 133.61   | 20.36    | 176.33   | 15.05  | 8.43  | 2.00 | 0.00 |  |  |
| 10 Years           | 10.5000%    | 4/3/2009   | 4/3/2019      | Mar                   | 0.00   | 98.60    | 240.70   | 60.99    | 172.78   | 127.59   | 102.11   | 249.40   | 31.46    | 261.76   | 229.11   | 54.59    | 102.18 | 1.95  | 0.00 | 0.00 |  |  |
| 7 Years            | 5.9300%     | 4/2/2012   | 4/2/2019      | Apr                   | 0.00   | 72.55    | 231.41   | 1,129.84 | 197.20   | 2,993.89 | 102.09   | 298.73   | 23.45    | 295.62   | 24.00    | 96.96    | 12.68  | 1.00  | 0.00 | 0.00 |  |  |
| 10 Years           | 6.6000%     | 4/2/2012   | 4/2/2022      | May                   | 0.00   | 45.54    | 105.02   | 316.25   | 272.54   | 1,307.55 | 155.86   | 113.03   | 409.45   | 169.32   | 23.80    | 55.79    | 35.00  | 0.00  | 0.00 | 0.00 |  |  |
| 5 Years            | 6.0500%     | 10/3/2012  | 10/3/2017     | Jun                   | 0.00   | 148.33   | 104.27   | 65.80    | 75.79    | 594.11   | 233.19   | 146.31   | 155.06   | 91.16    | 23.34    | 69.20    | 56.50  | 11.75 | 0.00 | 0.00 |  |  |
| 7 Years            | 5.5000%     | 4/2/2014   | 4/2/2021      | Jul                   | 0.00   | 231.67   | 99.46    | 133.39   | 148.22   | 795.61   | 285.95   | 48.20    | 299.06   | 40.80    | 70.33    | 141.99   | 81.88  | 1.00  | 0.50 | 0.00 |  |  |
| 10 Years           | 6.0000%     | 4/2/2014   | 4/2/2024      | Aug                   | 0.00   | 306.33   | 171.52   | 350.71   | 146.48   | 553.79   | 294.93   | 549.10   | 191.58   | 64.16    | 65.47    | 111.20   | 16.16  | 3.00  | 0.00 | 0.00 |  |  |
|                    |             |            |               | Sep                   | 0.00   | 875.57   | 164.22   | 658.63   | 91.58    | 638.71   | 279.97   | 101.40   | 185.65   | 84.18    | 85.45    | 150.90   | 147.52 | 0.00  | 0.00 | 0.00 |  |  |
|                    |             |            |               | Oct                   | 0.00   | 653.61   | 80.99    | 90.31    | 159.21   | 292.35   | 500.25   | 56.91    | 215.49   | 100.64   | 204.54   | 123.89   | 2.00   | 0.00  | 0.00 | 0.00 |  |  |
|                    |             |            |               | Nov                   | 565.41 | 233.56   | 5.79     | 199.02   | 274.98   | 223.90   | 58.12    | 229.23   | 74.74    | 142.64   | 73.90    | 16.90    | 39.54  | 0.00  | 0.00 | 0.00 |  |  |
|                    |             |            |               | Dec                   | 44.40  | 185.31   | 40.70    | 236.14   | 157.51   | 87.36    | 74.12    | 34.00    | 172.35   | 287.00   | 119.08   | 46.55    | 0.00   | 0.00  | 0.00 | 0.00 |  |  |
|                    |             |            |               | TOTAL                 | 609.81 | 3,710.83 | 1,915.27 | 3,280.62 | 2,174.04 | 7,820.92 | 2,828.86 | 2,011.04 | 1,924.81 | 1,851.60 | 1,016.03 | 1,100.55 | 536.11 | 32.13 | 2.50 | 0.00 |  |  |



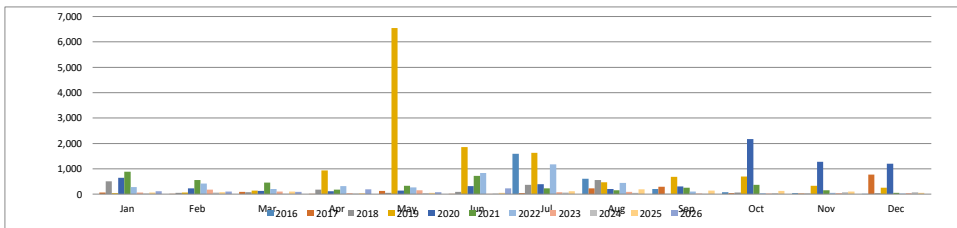


As of End of June 2026

NOTE: Data contained in these tables is based on data generated by the PDEX Trading System.  
The PDS Group makes no further representation or warranty regarding the accuracy and completeness thereof.

SMCGP BONDS DUE 2021 (PHP 6.15 B), 2023 (PHP 4.09 B), 2026 (PHP 4.76 B), 2022 (PHP 9.91296 B),  
2024 (PHP 6.47802 B), 2027 (PHP3.60902 B), 2023 (PHP 15.0 B), 2022 (PHP 13.84486 B), 2024 (PHP 9.23204 B), 2026 (PHP 6.9231 B)  
2025 (PHP 5 B), 2028 (PHP 25 B), 2032 (PHP 10 B)  
SMCGP DUE 2028 (PHP 1.625 B), DUE 2030 (PHP 3.438 B), DUE 2032 (PHP 0.433 B), DUE 2035(PHP 4.704 B), DUE 2031(PHP 14.60742 B), DUE 2033(PHP 5.50489 B), DUE 2036(PHP 9.88769 B)  
Philippine Dealing & Exchange Corp. (PDEX)  
(In million pesos)

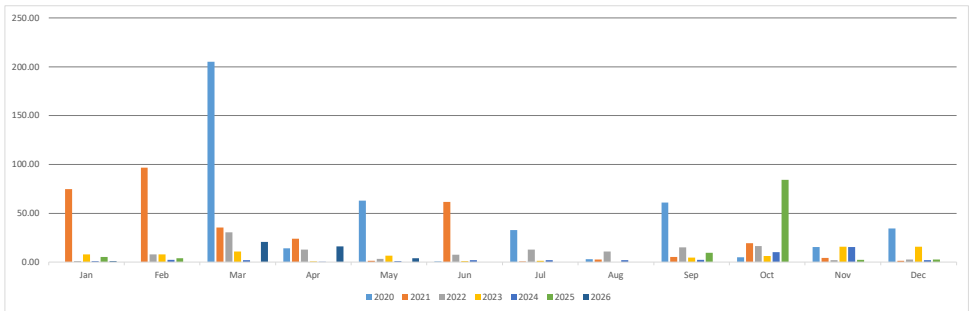
| Securities Summary |             |            |               | Monthly Trade Summary |          |          |          |           |          |          |          |        |        |          |        |
|--------------------|-------------|------------|---------------|-----------------------|----------|----------|----------|-----------|----------|----------|----------|--------|--------|----------|--------|
| Tenor              | Coupon Rate | Issue Date | Maturity Date | Month                 | 2016     | 2017     | 2018     | 2019      | 2020     | 2021     | 2022     | 2023   | 2024   | 2025     | 2026   |
| 5 Years            | 4.3458%     | 7/11/2016  | 7/11/2021     | Jan                   | 0.00     | 63.05    | 509.55   | 40.00     | 641.09   | 882.55   | 282.12   | 64.05  | 27.22  | 58.88    | 118.62 |
| 7 Years            | 4.7575%     | 7/11/2016  | 7/11/2023     | Feb                   | 0.00     | 8.06     | 51.10    | 65.83     | 225.02   | 554.77   | 414.69   | 176.05 | 70.76  | 83.58    | 97.98  |
| 10 Years           | 5.1792%     | 7/11/2016  | 7/11/2026     | Mar                   | 0.00     | 86.85    | 78.78    | 140.95    | 122.73   | 451.10   | 197.69   | 96.80  | 7.70   | 101.20   | 90.06  |
| 5 Years            | 5.3750%     | 12/22/2017 | 12/22/2022    | Apr                   | 0.00     | 1.10     | 177.97   | 933.90    | 116.54   | 184.02   | 319.64   | 37.45  | 29.12  | 39.81    | 188.29 |
| 7 Years            | 6.2500%     | 12/22/2017 | 12/22/2024    | May                   | 0.00     | 128.45   | 50.82    | 6,547.85  | 143.72   | 330.62   | 264.29   | 155.69 | 35.15  | 50.28    | 76.52  |
| 10 Years           | 6.6250%     | 12/22/2017 | 12/22/2027    | Jun                   | 0.00     | 15.57    | 86.41    | 1,856.93  | 322.75   | 721.83   | 836.07   | 9.81   | 25.83  | 52.20    | 228.60 |
| 5 Years            | 6.7500%     | 8/17/2018  | 8/17/2023     | Jul                   | 1,591.95 | 34.67    | 369.60   | 1,623.30  | 392.52   | 233.17   | 1,172.54 | 79.37  | 61.14  | 119.44   | 0.00   |
| 3 Years            | 6.8350%     | 4/24/2019  | 4/24/2022     | Aug                   | 613.13   | 231.95   | 559.02   | 472.50    | 197.74   | 156.83   | 446.38   | 95.70  | 46.77  | 192.24   | 0.00   |
| 5 Years            | 7.1783%     | 4/24/2019  | 4/24/2024     | Sep                   | 198.25   | 287.40   | 17.40    | 683.69    | 309.53   | 260.17   | 102.07   | 27.35  | 20.10  | 143.03   | 0.00   |
| 7 Years            | 7.6000%     | 4/24/2019  | 4/24/2026     | Oct                   | 80.18    | 43.54    | 61.25    | 690.80    | 2,173.37 | 364.89   | 45.91    | 31.45  | 40.17  | 131.70   | 0.00   |
| 3 Years            | 5.9077%     | 7/26/2022  | 7/26/2025     | Nov                   | 44.53    | 22.14    | 23.16    | 324.74    | 1,270.09 | 154.49   | 54.70    | 40.75  | 72.59  | 106.27   | 0.00   |
| 5.75 Years         | 7.1051%     | 7/26/2022  | 4/26/2028     | Dec                   | 11.14    | 773.21   | 37.60    | 257.72    | 1,194.80 | 57.34    | 22.70    | 35.05  | 80.15  | 48.42    | 0.00   |
| 10 Years           | 8.0288%     | 7/26/2022  | 7/26/2032     | TOTAL                 | 2,539.18 | 1,695.99 | 2,022.66 | 13,638.21 | 7,109.89 | 4,351.78 | 4,158.80 | 849.52 | 516.70 | 1,127.05 | 800.07 |
| 3 Years            | 6.750%      | 8/11/2025  | 8/11/2028     |                       |          |          |          |           |          |          |          |        |        |          |        |
| 5 Years            | 6.875%      | 8/11/2025  | 8/11/2030     |                       |          |          |          |           |          |          |          |        |        |          |        |
| 7 Years            | 7.000%      | 8/11/2025  | 8/11/2032     |                       |          |          |          |           |          |          |          |        |        |          |        |
| 10 Years           | 7.125%      | 8/11/2025  | 8/11/2035     |                       |          |          |          |           |          |          |          |        |        |          |        |
| 5.25 Years         | 7.626%      | 4/17/2026  | 7/17/2031     |                       |          |          |          |           |          |          |          |        |        |          |        |
| 7 Years            | 7.868%      | 4/17/2026  | 4/17/2033     |                       |          |          |          |           |          |          |          |        |        |          |        |
| 10 Years           | 8.176%      | 4/17/2026  | 4/17/2036     |                       |          |          |          |           |          |          |          |        |        |          |        |



As of End of June 2026

NOTE: Data contained in these tables is based on data generated by the PDEX Trading System.  
 The PDS Group makes no further representation or warranty regarding the accuracy and completeness thereof.

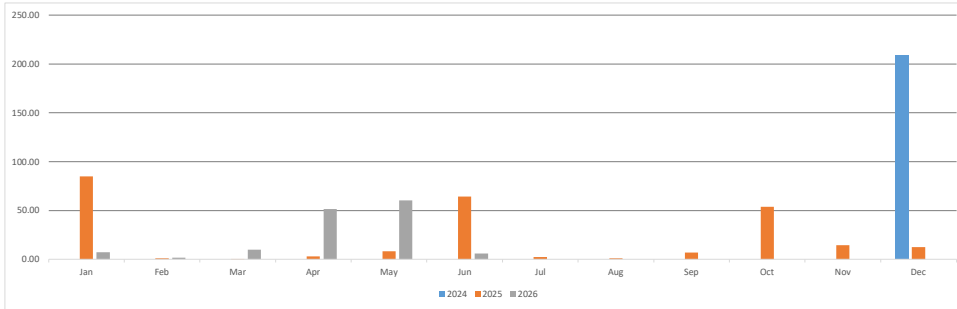
| SMFB FIXED RATE SERIES A BOND DUE 2025 (Php 8.00 B), SMFB FIXED RATE SERIES B BOND DUE 2027 (Php 7.00 B),<br>Philippine Dealing & Exchange Corp. (PDEX)<br>(in million pesos) |             |            |               |                       |        |        |        |       |       |        |       |  |
|---|-------------|------------|---------------|-----------------------|--------|--------|--------|-------|-------|--------|-------|--|
| Securities Summary  |             |            |               | Monthly Trade Summary |        |        |        |       |       |        |       |  |
| Tenor   | Coupon Rate | Issue Date | Maturity Date | Month                 | 2020   | 2021   | 2022   | 2023  | 2024  | 2025   | 2026  |  |
| 5 Years   | 5.0500%     | 3/10/2020  | 3/10/2025     | Jan                   | 0.00   | 74.94  | 1.00   | 8.05  | 0.90  | 5.30   | 1.00  |  |
| 7 Years   | 5.2500%     | 3/10/2020  | 3/10/2027     | Feb                   | 0.00   | 96.69  | 7.91   | 8.00  | 2.50  | 4.00   | 0.00  |  |
|   |             |            |               | Mar                   | 205.34 | 35.59  | 30.40  | 10.90 | 2.00  | 0.00   | 20.70 |  |
|   |             |            |               | Apr                   | 14.10  | 23.95  | 12.70  | 0.85  | 0.50  | 0.00   | 16.21 |  |
|   |             |            |               | May                   | 63.00  | 1.30   | 3.32   | 6.63  | 1.00  | 0.00   | 4.09  |  |
|   |             |            |               | Jun                   | 0.75   | 61.68  | 7.60   | 1.00  | 2.00  | 0.00   | 0.00  |  |
|   |             |            |               | Jul                   | 32.75  | 0.68   | 12.89  | 1.31  | 2.20  | 0.00   | 0.00  |  |
|   |             |            |               | Aug                   | 3.00   | 2.86   | 10.87  | 0.00  | 1.88  | 0.00   | 0.00  |  |
|   |             |            |               | Sep                   | 61.00  | 5.40   | 15.23  | 4.54  | 2.30  | 9.50   | 0.00  |  |
|   |             |            |               | Oct                   | 5.00   | 19.52  | 16.45  | 6.44  | 10.22 | 84.38  | 0.00  |  |
|   |             |            |               | Nov                   | 15.55  | 4.50   | 2.07   | 15.76 | 15.50 | 2.50   | 0.00  |  |
|   |             |            |               | Dec                   | 34.47  | 1.44   | 2.59   | 15.90 | 2.00  | 2.62   | 0.00  |  |
|   |             |            |               | TOTAL                 | 434.96 | 328.55 | 123.03 | 79.38 | 43.00 | 108.30 | 42.00 |  |



As of End of June 2026

NOTE: Data contained in these tables is based on data generated by the PDEX Trading System.  
The PDS Group makes no further representation or warranty regarding the accuracy and completeness thereof.

| SMCTC Fixed Rate Bonds Series A Due 2030 (PHP 10.5601B), SMCTC Fixed Rate Bonds Series B Due 2031 (PHP 5.89895B),<br>SMCTC Fixed Rate Bonds Series C Due 2034 (PHP 18.54095B)<br>Philippine Dealing & Exchange Corp. (PDEX)<br>(in million pesos) |             |            |               |                       |               |               |               |  |  |
|---|-------------|------------|---------------|-----------------------|---------------|---------------|---------------|--|--|
| Securities Summary  |             |            |               | Monthly Trade Summary |               |               |               |  |  |
| Tenor   | Coupon Rate | Issue Date | Maturity Date | Month                 | 2024          | 2025          | 2026          |  |  |
| 5.25 Years  | 6.4783%     | 12/5/2024  | 3/5/2030      | Jan                   | 0.00          | 85.00         | 7.38          |  |  |
| 7 Years   | 6.7026%     | 12/5/2024  | 12/5/2031     | Feb                   | 0.00          | 1.10          | 1.70          |  |  |
| 10 Years  | 6.9331%     | 12/5/2024  | 12/5/2034     | Mar                   | 0.00          | 0.25          | 10.00         |  |  |
|   |             |            |               | Apr                   | 0.00          | 3.00          | 51.50         |  |  |
|   |             |            |               | May                   | 0.00          | 8.15          | 60.50         |  |  |
|   |             |            |               | Jun                   | 0.00          | 64.40         | 6.00          |  |  |
|   |             |            |               | Jul                   | 0.00          | 2.50          | 0.00          |  |  |
|   |             |            |               | Aug                   | 0.00          | 1.20          | 0.00          |  |  |
|   |             |            |               | Sep                   | 0.00          | 7.00          | 0.00          |  |  |
|   |             |            |               | Oct                   | 0.00          | 53.75         | 0.00          |  |  |
|   |             |            |               | Nov                   | 0.00          | 14.57         | 0.00          |  |  |
|   |             |            |               | Dec                   | 208.69        | 12.40         | 0.00          |  |  |
|   |             |            |               | <b>TOTAL</b>          | <b>208.69</b> | <b>253.32</b> | <b>137.08</b> |  |  |

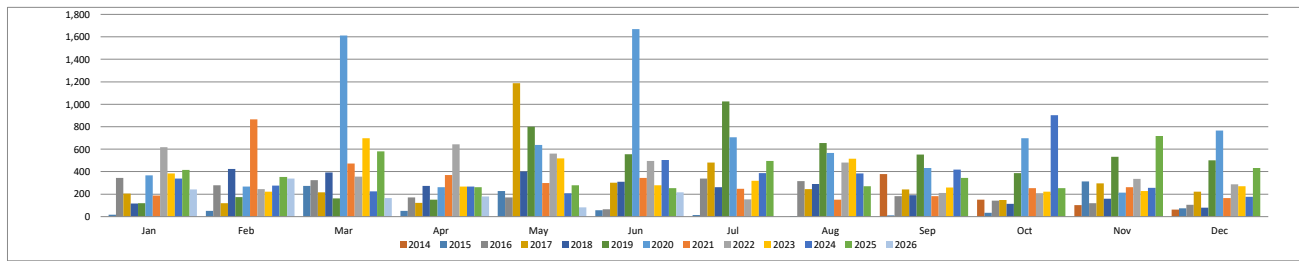


As of End of June 2026

NOTE: Data contained in these tables is based on data generated by the PDEX Trading System.  
The PDS Group makes no further representation or warranty regarding the accuracy and completeness thereof.

SMPH BONDS DUE 2020 (PHP 15.04 B), 2021 (PHP 2.36 B), 2024 (PHP 2.60 B), 2021 (PHP 17.97 B), 2025 (PHP 2.03 B), 2026 (PHP 10 B),  
2024 (PHP 20 B), 2023 (PHP 10 B), 2025 (PHP 10 B), 2022 (PHP 10 B), 2025 (PHP 11.03 B), 2027 (PHP 3.63 B), 2023 (PHP 7.58), 2026 (PHP 2.5B), 2028 (PHP 10.0B)  
2027 (PHP 10.92 B), 2029 (PHP 13.03 B), 2032 (PHP 6.05 B), 2025 (PHP 16.03B), 2027 (PHP 6.24B), 2029 (PHP 11.03B), 2027 (PHP 6.25 B), 2029 (PHP 6.25 B), 2031 (PHP 12.50 B), 2028 (PHP 7.12B), 2031 (PHP 8.81B), 2035 (PHP 9.05B)  
2030 (PHP 6 B), 2032 (PHP 5 B), 2035 (PHP6 B)  
Philippine Dealing & Exchange Corp. (PDEX)  
(in million pesos)

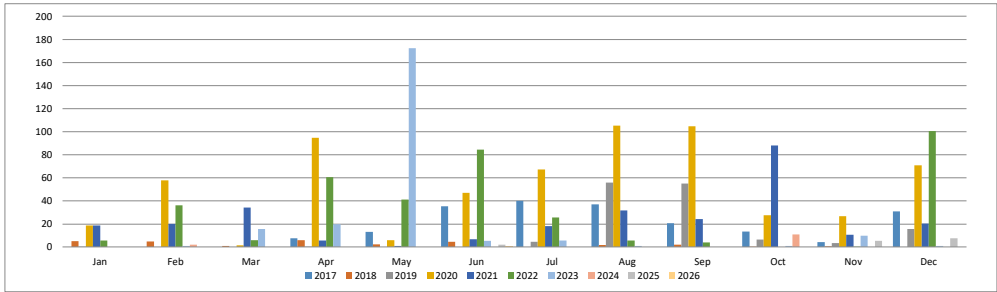
| Securities Summary |             |            |               | Monthly Trade Summary |        |          |          |          |          |          |          |          |          |          |          |          |          |
|--------------------|-------------|------------|---------------|-----------------------|--------|----------|----------|----------|----------|----------|----------|----------|----------|----------|----------|----------|----------|
| Tenor              | Coupon Rate | Issue Date | Maturity Date | Month                 | 2014   | 2015     | 2016     | 2017     | 2018     | 2019     | 2020     | 2021     | 2022     | 2023     | 2024     | 2025     | 2026     |
| 6 Years            | 5.1000%     | 9/1/2014   | 3/1/2020      | Jan                   | 0.00   | 17.50    | 343.39   | 203.47   | 116.83   | 117.89   | 366.14   | 189.04   | 618.33   | 385.20   | 339.83   | 414.56   | 241.72   |
| 7 Years            | 5.2006%     | 9/1/2014   | 9/1/2021      | Feb                   | 0.00   | 51.44    | 278.22   | 120.40   | 422.99   | 172.56   | 266.86   | 865.42   | 243.23   | 221.21   | 276.93   | 354.12   | 339.32   |
| 10 Years           | 5.7417%     | 9/1/2014   | 9/1/2024      | Mar                   | 0.00   | 272.95   | 325.16   | 216.35   | 392.48   | 162.00   | 1,612.54 | 473.46   | 355.48   | 696.43   | 223.88   | 580.79   | 165.28   |
| 5.3 Years          | 4.5095%     | 11/25/2015 | 2/25/2021     | Apr                   | 0.00   | 52.22    | 171.25   | 123.52   | 272.04   | 151.61   | 260.36   | 369.72   | 643.52   | 268.23   | 266.71   | 262.04   | 178.28   |
| 10 Years           | 4.7990%     | 11/25/2015 | 11/25/2025    | May                   | 0.00   | 228.78   | 171.97   | 1,187.83 | 402.56   | 800.48   | 637.47   | 299.01   | 560.20   | 519.02   | 206.91   | 278.62   | 83.25    |
| 10 Years           | 4.2005%     | 7/26/2016  | 7/26/2026     | Jun                   | 0.00   | 57.93    | 64.77    | 302.67   | 310.64   | 553.61   | 1,667.47 | 344.26   | 496.54   | 280.13   | 503.13   | 253.62   | 215.38   |
| 7 Years            | 5.1683%     | 5/18/2017  | 5/18/2024     | Jul                   | 0.00   | 13.17    | 339.27   | 479.90   | 262.90   | 1,023.66 | 705.28   | 247.48   | 152.82   | 318.67   | 387.97   | 494.35   | 0.00     |
| 5 Years            | 5.6630%     | 3/1/2018   | 3/1/2023      | Aug                   | 0.00   | 6.52     | 314.42   | 245.06   | 289.22   | 653.47   | 565.94   | 151.53   | 480.65   | 513.89   | 384.45   | 269.58   | 0.00     |
| 7 Years            | 6.0804%     | 3/1/2018   | 3/1/2025      | Sep                   | 379.73 | 11.65    | 180.61   | 241.90   | 190.75   | 553.08   | 433.73   | 182.25   | 209.28   | 259.00   | 417.93   | 343.09   | 0.00     |
| 5 Years            | 4.8643%     | 3/25/2020  | 3/25/2025     | Oct                   | 151.53 | 32.49    | 143.24   | 148.28   | 113.91   | 387.58   | 696.29   | 253.10   | 206.19   | 222.88   | 902.42   | 252.20   | 0.00     |
| 7 Years            | 5.0583%     | 3/25/2020  | 3/25/2027     | Nov                   | 103.64 | 313.46   | 119.19   | 294.59   | 158.40   | 533.05   | 212.62   | 262.04   | 334.45   | 227.64   | 256.11   | 716.09   | 0.00     |
| 3 Years            | 2.4565%     | 2/5/2021   | 8/5/2023      | Dec                   | 61.26  | 73.48    | 105.74   | 221.77   | 79.12    | 502.29   | 766.44   | 163.47   | 288.57   | 270.25   | 176.24   | 431.82   | 0.00     |
| 5 Years            | 3.8547%     | 2/5/2021   | 2/5/2026      | TOTAL                 | 696.16 | 1,131.59 | 2,557.22 | 3,785.74 | 3,011.82 | 5,611.28 | 8,191.14 | 3,800.78 | 4,589.26 | 4,182.55 | 4,342.51 | 4,650.87 | 1,223.23 |
| 7 Years            | 5.0994%     | 11/15/2021 | 11/15/2028    |                       |        |          |          |          |          |          |          |          |          |          |          |          |          |
| 5 Years            | 5.6141%     | 4/22/2022  | 4/22/2027     |                       |        |          |          |          |          |          |          |          |          |          |          |          |          |
| 7 Years            | 6.1175%     | 4/22/2022  | 4/22/2029     |                       |        |          |          |          |          |          |          |          |          |          |          |          |          |
| 10 Years           | 6.5432%     | 4/22/2022  | 4/22/2032     |                       |        |          |          |          |          |          |          |          |          |          |          |          |          |
| 2.5 Years          | 6.2069%     | 5/23/2023  | 11/23/2025    |                       |        |          |          |          |          |          |          |          |          |          |          |          |          |
| 4 Years            | 6.2151%     | 5/23/2023  | 5/23/2027     |                       |        |          |          |          |          |          |          |          |          |          |          |          |          |
| 6 Years            | 6.3275%     | 5/23/2023  | 5/23/2029     |                       |        |          |          |          |          |          |          |          |          |          |          |          |          |
| 3 years            | 6.5754%     | 6/24/2024  | 6/24/2027     |                       |        |          |          |          |          |          |          |          |          |          |          |          |          |
| 5 years            | 6.7537%     | 6/24/2024  | 6/24/2029     |                       |        |          |          |          |          |          |          |          |          |          |          |          |          |
| 7 years            | 6.9650%     | 6/24/2024  | 6/24/2031     |                       |        |          |          |          |          |          |          |          |          |          |          |          |          |
| 3 years            | 6.0282%     | 2/25/2025  | 2/25/2028     |                       |        |          |          |          |          |          |          |          |          |          |          |          |          |
| 6 years            | 6.2113%     | 2/25/2025  | 2/25/2031     |                       |        |          |          |          |          |          |          |          |          |          |          |          |          |
| 10 years           | 6.4784%     | 2/25/2025  | 2/25/2035     |                       |        |          |          |          |          |          |          |          |          |          |          |          |          |
| 5 years            | 5.9096%     | 11/17/2025 | 11/17/2030    |                       |        |          |          |          |          |          |          |          |          |          |          |          |          |
| 7 years            | 6.0858%     | 11/17/2025 | 11/17/2032    |                       |        |          |          |          |          |          |          |          |          |          |          |          |          |
| 10 years           | 6.2855%     | 11/17/2025 | 11/17/2035    |                       |        |          |          |          |          |          |          |          |          |          |          |          |          |



As of End of June 2026

NOTE: Data contained in these tables is based on data generated by the PDEX Trading System.  
The PDS Group makes no further representation or warranty regarding the accuracy and completeness thereof.

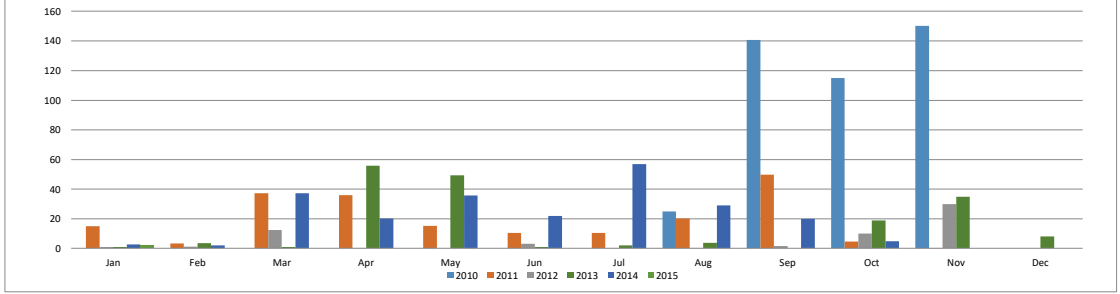

| STIESG BONDS DUE 2024 (PHP 2.18 B), 2027 (PHP 0.82 B) |             |            |               |                       |       |      |       |        |               |              |               |               |               |               |
|---|-------------|------------|---------------|-----------------------|-------|------|-------|--------|---------------|--------------|---------------|---------------|---------------|---------------|
| Philippine Dealing & Exchange Corp. (PDEX)            |             |            |               |                       |       |      |       |        |               |              |               |               |               |               |
| (in million pesos)                                    |             |            |               |                       |       |      |       |        |               |              |               |               |               |               |
| Securities Summary                                    |             |            |               | Monthly Trade Summary |       |      |       |        |               |              |               |               |               |               |
| Tenor   | Coupon Rate | Issue Date | Maturity Date | Month                 | 2017  | 2018 | 2019  | 2020   | 2021          | 2022         | 2023          | 2024          | 2025          | 2026          |
| 7 Years   | 5.8085%     | 3/23/2017  | 3/23/2024     | Jan                   | 0.00  | 5.06 | 0.50  | 18.70  | 18.80         | 5.60         | 0.00          | 0.00          | 0.00          | 0.00          |
| 10 Years  | 6.3756%     | 3/23/2017  | 3/23/2027     | Feb                   | 0.00  | 4.93 | 0.00  | 58.00  | 20.26         | 36.27        | 1.05          | 2.12          | 0.00          | 0.00          |
|   |             |            |               | Mar                   | 0.00  | 1.00 | 0.00  | 1.50   | 34.39         | 6.07         | 15.61         | 0.00          | 0.00          | 0.00          |
|   |             |            |               | Apr                   | 7.76  | 6.10 | 0.20  | 94.87  | 5.73          | 60.70        | 20.00         | 0.00          | 0.00          | 0.00          |
|   |             |            |               | May                   | 13.15 | 2.40 | 0.00  | 6.10   | 1.00          | 41.11        | 172.53        | 0.00          | 0.00          | 0.00          |
|   |             |            |               | Jun                   | 35.50 | 4.50 | 0.00  | 47.00  | 6.92          | 84.45        | 5.40          | 0.00          | 2.00          | 1.00          |
|   |             |            |               | Jul                   | 40.00 | 0.00 | 4.55  | 67.45  | 18.20         | 25.58        | 5.85          | 0.00          | 0.00          | 0.00          |
|   |             |            |               | Aug                   | 37.00 | 1.95 | 56.00 | 105.34 | 31.75         | 5.79         | 1.00          | 0.00          | 0.00          | 0.00          |
|   |             |            |               | Sep                   | 20.70 | 2.00 | 55.00 | 104.78 | 24.29         | 4.03         | 0.00          | 0.00          | 0.00          | 0.00          |
|   |             |            |               | Oct                   | 13.55 | 0.50 | 6.65  | 27.57  | 88.15         | 0.00         | 1.00          | 11.05         | 0.00          | 0.00          |
|   |             |            |               | Nov                   | 4.30  | 0.70 | 3.50  | 26.70  | 10.80         | 0.12         | 10.00         | 0.00          | 5.50          | 0.00          |
|   |             |            |               | Dec                   | 31.00 | 0.00 | 15.63 | 70.92  | 20.44         | 100.62       | 1.00          | 0.00          | 7.56          | 0.00          |
|   |             |            |               | <b>TOTAL</b>          |       |      |       |        | <b>202.97</b> | <b>29.14</b> | <b>142.03</b> | <b>628.93</b> | <b>280.73</b> | <b>370.35</b> |



As of End of June 2026

NOTE: Data contained in these tables is based on data generated by the PDEX Trading System.  
The PDS Group makes no further representation or warranty regarding the accuracy and completeness thereof.

| TDI BONDS DUE 2015 (PHP 5 B)               |             |            |               |                       |        |        |       |        |        |      |  |
|--|-------------|------------|---------------|-----------------------|--------|--------|-------|--------|--------|------|--|
| Philippine Dealing & Exchange Corp. (PDEX) |             |            |               |                       |        |        |       |        |        |      |  |
| (In million pesos)                         |             |            |               |                       |        |        |       |        |        |      |  |
| Securities Summary                         |             |            |               | Monthly Trade Summary |        |        |       |        |        |      |  |
| Tenor                                      | Coupon Rate | Issue Date | Maturity Date | Month                 | 2010   | 2011   | 2012  | 2013   | 2014   | 2015 |  |
| 5 Years                                    | 8.0550%     | 2/12/2010  | 2/13/2015     | Jan                   | 0.00   | 15.00  | 1.00  | 1.00   | 2.79   | 2.00 |  |
|  |             |            |               | Feb                   | 0.00   | 3.50   | 1.20  | 3.55   | 2.00   | 0.00 |  |
|  |             |            |               | Mar                   | 0.00   | 37.21  | 12.50 | 1.00   | 37.25  | 0.00 |  |
|  |             |            |               | Apr                   | 0.00   | 36.00  | 0.45  | 55.80  | 20.30  | 0.00 |  |
|  |             |            |               | May                   | 0.00   | 15.20  | 0.00  | 49.45  | 35.70  | 0.00 |  |
|  |             |            |               | Jun                   | 0.00   | 10.50  | 3.10  | 1.10   | 21.94  | 0.00 |  |
|  |             |            |               | Jul                   | 0.00   | 10.50  | 0.10  | 2.10   | 56.93  | 0.00 |  |
|  |             |            |               | Aug                   | 25.00  | 20.27  | 0.10  | 3.75   | 29.07  | 0.00 |  |
|  |             |            |               | Sep                   | 140.78 | 49.90  | 1.70  | 0.00   | 20.10  | 0.00 |  |
|  |             |            |               | Oct                   | 115.00 | 4.70   | 10.11 | 19.00  | 5.00   | 0.00 |  |
|  |             |            |               | Nov                   | 150.11 | 0.30   | 30.00 | 34.90  | 0.00   | 0.00 |  |
|  |             |            |               | Dec                   | 0.00   | 0.00   | 0.00  | 8.15   | 0.00   | 0.00 |  |
|  |             |            |               | TOTAL                 | 430.89 | 203.08 | 60.26 | 179.80 | 231.07 | 2.00 |  |



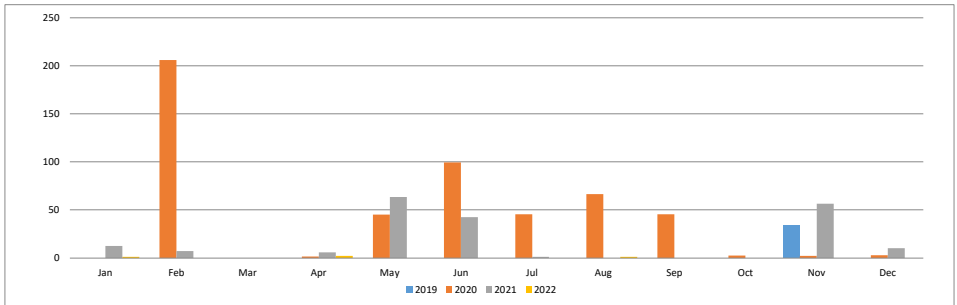




As of End of June 2026

NOTE: Data contained in these tables is based on data generated by the PDEX Trading System.  
The PDS Group makes no further representation or warranty regarding the accuracy and completeness thereof.

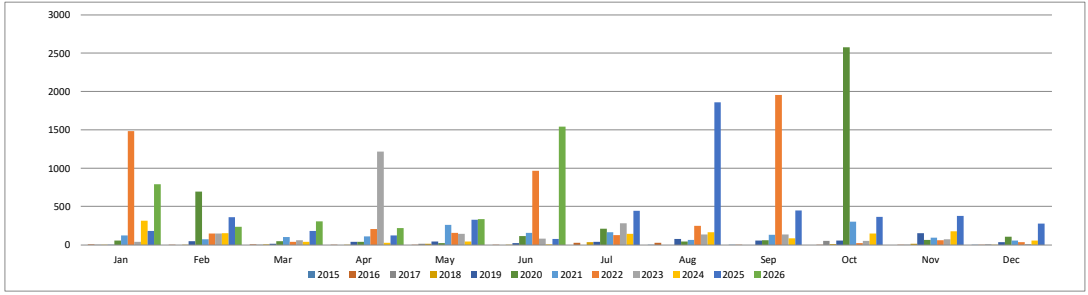
| AUB BONDS DUE 2022 (PHP 7.0 B)  |             |            |               |                       |       |        |       |       |       |
|---|-------------|------------|---------------|-----------------------|-------|--------|-------|-------|-------|
| Philippine Dealing & Exchange Corp. (PDEX)  |             |            |               |                       |       |        |       |       |       |
| (in million pesos)  |             |            |               |                       |       |        |       |       |       |
| Securities Summary  |             |            |               | Monthly Trade Summary |       |        |       |       |       |
| Tenor   | Coupon Rate | Issue Date | Maturity Date | Month                 | 2019  | 2020   | 2021  | 2022  |       |
| 3 Years   | 4.6250%     | 11/7/2019  | 11/7/2022     | Jan                   | 0.00  | 0.00   | 12.45 | 1.00  |       |
|  |             |            |               | Feb                   | 0.00  | 206.00 | 6.95  | 0.00  |       |
|   |             |            |               | Mar                   | 0.00  | 0.00   | 0.00  | 0.00  |       |
|   |             |            |               | Apr                   | 0.00  | 1.50   | 5.80  | 2.10  |       |
|   |             |            |               | May                   | 0.00  | 45.00  | 63.30 | 0.00  |       |
|   |             |            |               | Jun                   | 0.00  | 99.50  | 42.40 | 0.00  |       |
|   |             |            |               | Jul                   | 0.00  | 45.50  | 1.00  | 0.00  |       |
|   |             |            |               | Aug                   | 0.00  | 66.50  | 0.00  | 1.00  |       |
|   |             |            |               | Sep                   | 0.00  | 45.35  | 0.00  | 0.00  |       |
|   |             |            |               | Oct                   | 0.00  | 2.40   | 0.00  | 0.00  |       |
|   |             |            |               | Nov                   | 33.60 | 2.20   | 56.50 | 0.00  |       |
|   |             |            |               | Dec                   | 0.00  | 2.80   | 10.00 | 0.00  |       |
|   |             |            |               |                       |       |        |       | TOTAL | 33.60 |



As of End of June 2026

NOTE: Data contained in these tables is based on data generated by the PDEX Trading System.  
The PDS Group makes no further representation or warranty regarding the accuracy and completeness thereof.

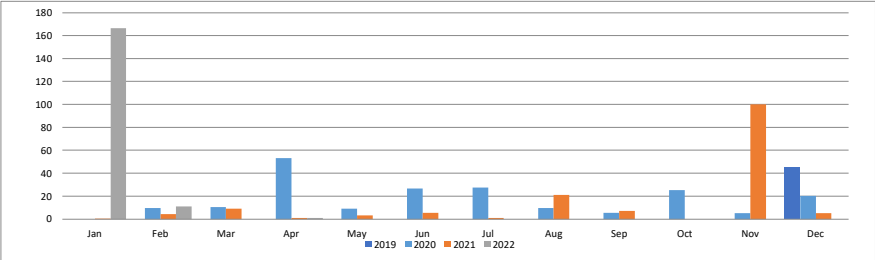
| BDO LTNCTD DUE 2020 (PHP 7.5B), 2023 (PHP 11.8 B), 2023 (PHP 8.2B), 2024 (PHP 7.32), 2025 (PHP 6.5 B),<br>BDO BONDS DUE 2020 (PHP 35B), DUE 2022 (PHP 40.1 B), (PHP 36 B)<br>ASEAN Sustainability Bonds Due 2024 (PHP 52.7 B), 2025 (PHP 63.3B), DUE 2026 (PHP 55.70B),DUE 2027 (PHP 115B),ASEAN Sustainability Bonds Due 2029 (PHP 100 B)<br>Philippine Dealing & Exchange Corp. (PDEX)<br>(in million pesos) |             |            |               |                       |      |       |       |       |        |          |          |          |          |          |          |          |
|--|-------------|------------|---------------|-----------------------|------|-------|-------|-------|--------|----------|----------|----------|----------|----------|----------|----------|
| Securities Summary   |             |            |               | Monthly Trade Summary |      |       |       |       |        |          |          |          |          |          |          |          |
| Tenor  | Coupon Rate | Issue Date | Maturity Date | Month                 | 2015 | 2016  | 2017  | 2018  | 2019   | 2020     | 2021     | 2022     | 2023     | 2024     | 2025     | 2026     |
| 5 Years  | 3.7500%     | 10/6/2015  | 8/17/2017     | Jan                   |      | 0.00  |       |       |        |          |          |          |          |          |          |          |
| 5.5 Years  | 3.6250%     | 8/18/2017  | 2/18/2023     | Feb                   |      | 0.00  |       | 0.45  | 47.50  | 692.25   | 71.20    | 146.47   | 148.62   | 151.90   | 360.69   | 233.21   |
| 5.5 Years  | 4.3750%     | 5/7/2017   | 11/7/2023     | Mar                   |      | 0.00  |       | 6.70  | 11.40  | 47.60    | 98.90    | 39.60    | 60.00    | 38.90    | 182.18   | 304.56   |
| 1.5 Years  | 6.4200%     | 2/11/2019  | 8/11/2020     | Apr                   |      | 0.00  |       | 0.00  | 39.80  | 39.60    | 111.40   | 203.80   | 1,213.00 | 26.40    | 123.55   | 216.40   |
| 5.5 Years  | 5.3750%     | 4/12/2019  | 10/12/2024    | May                   |      | 0.00  | 1.50  | 13.50 | 11.70  | 42.25    | 20.50    | 260.64   | 155.82   | 143.30   | 43.50    | 326.08   |
| 2.5 Years  | 4.4080%     | 2/3/2020   | 8/3/2022      | Jun                   |      | 0.00  | 1.00  | 0.00  | 0.90   | 21.50    | 113.35   | 157.20   | 965.40   | 81.90    | 6.20     | 74.75    |
| 1.75 Years   | 3.1250%     | 7/3/2020   | 4/3/2022      | Jul                   |      | 0.00  | 23.95 | 0.00  | 34.05  | 39.60    | 211.30   | 162.50   | 125.52   | 282.16   | 140.80   | 442.90   |
| 2 Years  | 2.9000%     | 1/28/2022  | 1/28/2024     | Aug                   |      | 0.50  | 27.75 | 0.00  | 0.00   | 74.20    | 41.40    | 64.10    | 246.58   | 136.00   | 162.15   | 1,859.64 |
| 1.5 Years  | 6.0250%     | 1/29/2024  | 7/29/2025     | Sep                   | 2.00 | 1.00  | -     | -     | 57.10  | 58.75    | 130.95   | 1,952.89 | 134.70   | 83.40    | 446.87   | 0.00     |
| 1.5 Years  | 6.3250%     | 7/24/2024  | 1/24/2026     | Oct                   |      | 0.00  | 1.50  | 50.00 | 11.00  | 57.05    | 2,575.40 | 299.95   | 23.30    | 49.00    | 148.64   | 365.57   |
| 3 Years  | 5.7125%     | 1/26/2026  | 1/26/2029     | Nov                   |      | 0.00  | 0.50  | 1.30  | 11.50  | 150.44   | 63.60    | 94.30    | 59.00    | 73.00    | 174.80   | 375.73   |
|  |             |            |               | Dec                   |      | 0.50  | 1.10  | 5.80  | 0.50   | 35.90    | 105.80   | 54.40    | 33.42    | 7.10     | 56.00    | 278.19   |
|  |             |            |               | TOTAL                 | 3.00 | 73.35 | 73.10 | 79.00 | 580.14 | 4,024.81 | 1,628.14 | 5,434.55 | 2,367.22 | 1,347.39 | 5,014.83 | 3,416.73 |



As of End of June 2026

NOTE: Data contained in these tables is based on data generated by the PDEX Trading System.  
 The PDS Group makes no further representation or warranty regarding the accuracy and completeness thereof.

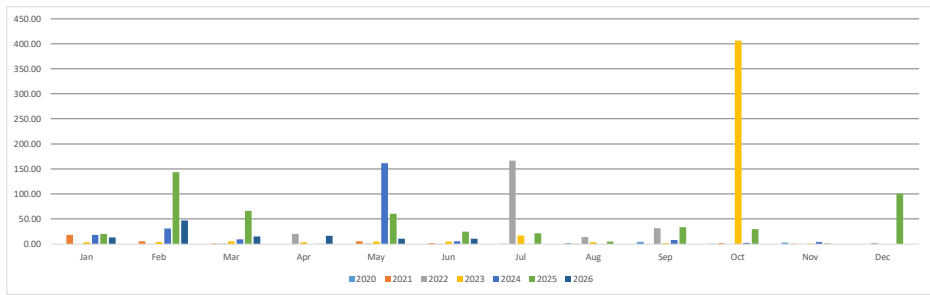
| BFSB BONDS DUE 2022 (PHP 9.6 B)            |             |            |               |                       |       |        |        |      |        |  |
|--|-------------|------------|---------------|-----------------------|-------|--------|--------|------|--------|--|
| Philippine Dealing & Exchange Corp. (PDEX) |             |            |               |                       |       |        |        |      |        |  |
| (in million pesos)                         |             |            |               |                       |       |        |        |      |        |  |
| Securities Summary                         |             |            |               | Monthly Trade Summary |       |        |        |      |        |  |
| Tenor                                      | Coupon Rate | Issue Date | Maturity Date | Month                 | 2019  | 2020   | 2021   | 2022 |        |  |
| 2.5 Years                                  | 4.3000%     | 12/16/2019 | 6/16/2022     | Jan                   | 0.00  | 0.00   | 0.50   |      | 166.45 |  |
|  |             |            |               | Feb                   | 0.00  | 9.50   | 4.20   |      | 11.00  |  |
|  |             |            |               | Mar                   | 0.00  | 10.50  | 9.00   |      | 0.00   |  |
|  |             |            |               | Apr                   | 0.00  | 53.00  | 1.00   |      | 1.00   |  |
|  |             |            |               | May                   | 0.00  | 9.00   | 3.25   |      | 0.00   |  |
|  |             |            |               | Jun                   | 0.00  | 26.60  | 5.30   |      | 0.00   |  |
|  |             |            |               | Jul                   | 0.00  | 27.50  | 1.00   |      | 0.00   |  |
|  |             |            |               | Aug                   | 0.00  | 9.50   | 21.00  |      | 0.00   |  |
|  |             |            |               | Sep                   | 0.00  | 5.30   | 7.10   |      | 0.00   |  |
|  |             |            |               | Oct                   | 0.00  | 25.15  | 0.00   |      | 0.00   |  |
|  |             |            |               | Nov                   | 0.00  | 5.00   | 100.00 |      | 0.00   |  |
|  |             |            |               | Dec                   | 44.80 | 20.30  | 5.00   |      | 0.00   |  |
|  |             |            |               | TOTAL                 | 44.80 | 201.35 | 157.35 |      | 178.45 |  |



As of End of June 2026


NOTE: Data contained in these tables is based on data generated by the PDEX Trading System.  
The PDS Group makes no further representation or warranty regarding the accuracy and completeness thereof.

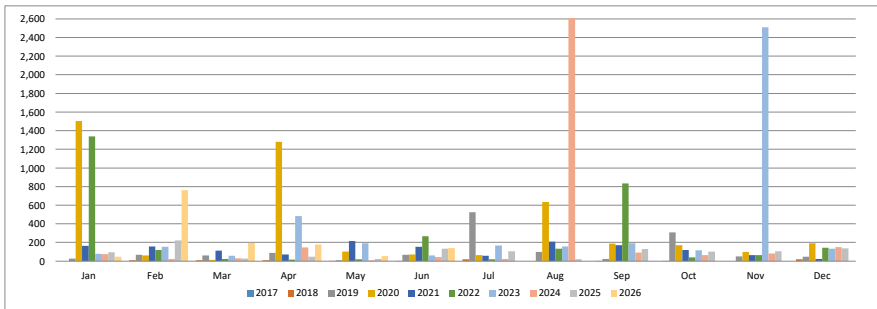
| BNCOM LTNCTD DUE 2025 (PHP 5,029 B), Bonds Due 2024 (PHP 7.5 B), Bonds Due 2025 (PHP 6,56975 B)<br>BNCOM Series C Bonds Due 2027 (PHP 10,00685 B) & BNCOM Series D Bonds Due 2030 (PHP 7,993150 B)<br>Philippine Dealing & Exchange Corp. (PDEX)<br>(in million pesos) |             |            |               |                       |      |       |        |        |        |        |        |  |  |  |  |  |
|--|-------------|------------|---------------|-----------------------|------|-------|--------|--------|--------|--------|--------|--|--|--|--|--|
| Securities Summary   |             |            |               | Monthly Trade Summary |      |       |        |        |        |        |        |  |  |  |  |  |
| Tenor  | Coupon Rate | Issue Date | Maturity Date | Month                 | 2020 | 2021  | 2022   | 2023   | 2024   | 2025   | 2026   |  |  |  |  |  |
| 5.5 Years  | 4.5000%     | 3/17/2020  | 9/17/2025     | Jan                   | 0.00 | 18.20 | 0.00   | 3.50   | 18.00  | 20.00  | 12.70  |  |  |  |  |  |
| 2 Years  | 5.0263%     | 7/29/2022  | 7/29/2024     | Feb                   | 0.00 | 5.00  | 0.30   | 4.00   | 30.80  | 143.55 | 46.80  |  |  |  |  |  |
| 1.5 Years  | 6.5635%     | 5/16/2024  | 11/16/2025    | Mar                   | 0.00 | 0.65  | 1.00   | 5.50   | 9.20   | 66.00  | 15.20  |  |  |  |  |  |
| 2 Years  | 6.1942%     | 2/19/2025  | 2/19/2027     | Apr                   | 0.00 | 0.00  | 20.00  | 3.35   | 0.00   | 0.40   | 16.20  |  |  |  |  |  |
| 5.5 Years  | 6.3494%     | 2/19/2025  | 2/19/2030     | May                   | 0.00 | 5.60  | 1.00   | 4.65   | 161.60 | 60.50  | 10.20  |  |  |  |  |  |
|  |             |            |               | Jun                   | 0.00 | 1.60  | 0.50   | 4.35   | 5.40   | 24.50  | 10.60  |  |  |  |  |  |
|  |             |            |               | Jul                   | 0.00 | 0.17  | 166.50 | 16.50  | 0.00   | 21.10  | 0.00   |  |  |  |  |  |
|  |             |            |               | Aug                   | 1.59 | 0.25  | 13.60  | 3.60   | 0.00   | 4.50   | 0.00   |  |  |  |  |  |
|  |             |            |               | Sep                   | 4.00 | 0.00  | 31.25  | 1.20   | 8.00   | 33.30  | 0.00   |  |  |  |  |  |
|  |             |            |               | Oct                   | 0.50 | 1.50  | 0.00   | 406.20 | 2.00   | 29.70  | 0.00   |  |  |  |  |  |
|  |             |            |               | Nov                   | 3.00 | 0.50  | 0.00   | 1.00   | 4.00   | 1.00   | 0.00   |  |  |  |  |  |
|  |             |            |               | Dec                   | 0.00 | 0.00  | 2.10   | 0.00   | 0.00   | 100.40 | 0.00   |  |  |  |  |  |
|  |             |            |               | TOTAL                 | 9.09 | 33.47 | 236.25 | 453.85 | 239.00 | 504.95 | 111.70 |  |  |  |  |  |



As of End of June 2026

NOTE: Data contained in these tables is based on data generated by the PDEX Trading System.  
The PDS Group makes no further representation or warranty regarding the accuracy and completeness thereof.

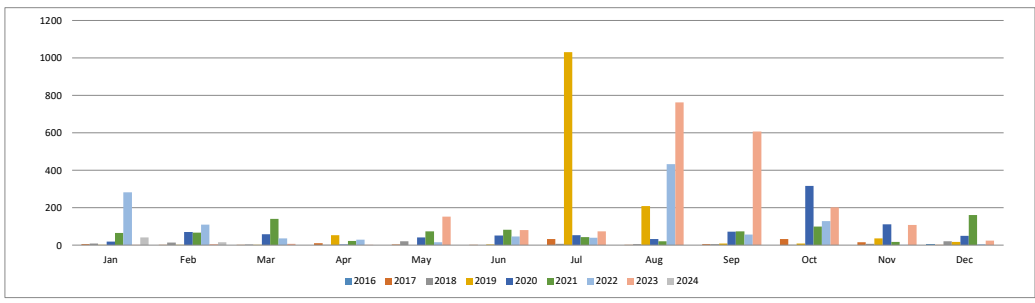
| BPI LTNCTD DUE 2023 (PHP 12.2408 B), DUE 2025 (PHP 3.1199 B); BPI BONDS DUE 2020 (PHP 25.0 B), 2022 (PHP 15.3282 B)<br>2021(PHP 33.896 B), 2022 (PHP 21.5 B), 2024 (PHP 27.0 B), 2024 (PHP 20.3 B), 2025 (PHP 36.6608B), 2026 (PHP 33.708), 2026 (PHP 40 B), 2028 (PHP 50B)<br>Philippine Dealing & Exchange Corp. (PDEX)<br>(In million pesos) |             |            |               |                       |       |       |        |          |          |          |          |          |          |          |          |  |
|---|-------------|------------|---------------|-----------------------|-------|-------|--------|----------|----------|----------|----------|----------|----------|----------|----------|--|
| Securities Summary  |             |            |               | Monthly Trade Summary |       |       |        |          |          |          |          |          |          |          |          |  |
| Tenor   | Coupon Rate | Issue Date | Maturity Date | Month                 | 2017  | 2018  | 2019   | 2020     | 2021     | 2022     | 2023     | 2024     | 2025     | 2026     |          |  |
| 5.5 Years   | 3.7500%     | 11/24/2023 | 5/24/2023     | Jan                   | 0.00  | 0.00  | 27.58  | 1,501.95 | 163.20   | 1,338.11 | 79.44    | 75.00    | 94.78    | 45.74    |          |  |
| 1.25 Years  | 6.7970%     | 12/6/2018  | 3/6/2020      | Feb                   | 0.00  | 8.00  | 66.60  | 61.70    | 156.95   | 119.86   | 153.79   | 24.00    | 222.15   | 762.80   |          |  |
| 2 Years   | 4.2423%     | 1/24/2020  | 1/24/2022     | Mar                   | 0.00  | 9.50  | 60.61  | 14.00    | 112.91   | 22.26    | 57.35    | 29.60    | 26.50    | 193.15   |          |  |
| 1.5 Years   | 4.0500%     | 3/27/2020  | 9/27/2021     | Apr                   | 0.00  | 10.70 | 88.60  | 1,280.16 | 72.50    | 17.26    | 484.23   | 147.50   | 48.77    | 176.10   |          |  |
| 1.75 Years  | 3.0500%     | 8/7/2020   | 5/7/2022      | May                   | 0.00  | 3.50  | 9.00   | 101.75   | 217.10   | 18.50    | 190.53   | 9.50     | 23.30    | 52.96    |          |  |
| 2 Years   | 2.8068%     | 1/31/2022  | 1/31/2024     | Jun                   | 0.00  | 1.50  | 66.40  | 70.00    | 153.15   | 267.00   | 61.37    | 43.41    | 132.55   | 141.28   |          |  |
| 1.5 Years   | 5.7500%     | 1/30/2023  | 7/30/2024     | Jul                   | 0.00  | 20.00 | 525.91 | 63.98    | 57.15    | 18.00    | 167.56   | 22.00    | 105.70   | 0.00     |          |  |
| 1.5 Years   | 6.4250%     | 11/13/2023 | 5/13/2025     | Aug                   | 0.00  | 0.00  | 100.30 | 633.20   | 208.53   | 134.50   | 156.72   | 2,893.05 | 19.30    | 0.00     |          |  |
| 1.5 Years   | 6.2000%     | 8/9/2024   | 2/9/2026      | Sep                   | 0.00  | 0.50  | 22.30  | 186.70   | 172.37   | 832.20   | 191.97   | 92.84    | 131.10   | 0.00     |          |  |
| 1.5 Years   | 5.8500%     | 6/20/2025  | 12/10/2026    | Oct                   | 0.00  | 0.50  | 309.80 | 171.90   | 119.63   | 39.10    | 114.50   | 65.50    | 102.15   | 0.00     |          |  |
| 2 Years   | 5.4050%     | 2/13/2026  | 2/13/2028     | Nov                   | 0.00  | 0.00  | 52.00  | 99.12    | 64.60    | 64.00    | 2,509.70 | 80.70    | 105.29   | 0.00     |          |  |
|   |             |            |               | Dec                   | 0.00  | 18.80 | 46.25  | 190.20   | 24.50    | 143.28   | 133.91   | 151.10   | 136.16   | 0.00     |          |  |
|    |             |            |               |                       | TOTAL | 0.00  | 73.00  | 1,375.35 | 4,374.65 | 1,522.59 | 3,014.07 | 4,301.07 | 3,634.20 | 1,147.75 | 1,372.03 |  |



As of End of June 2026

NOTE: Data contained in these tables is based on data generated by the PDEX Trading System.  
The PDS Group makes no further representation or warranty regarding the accuracy and completeness thereof.

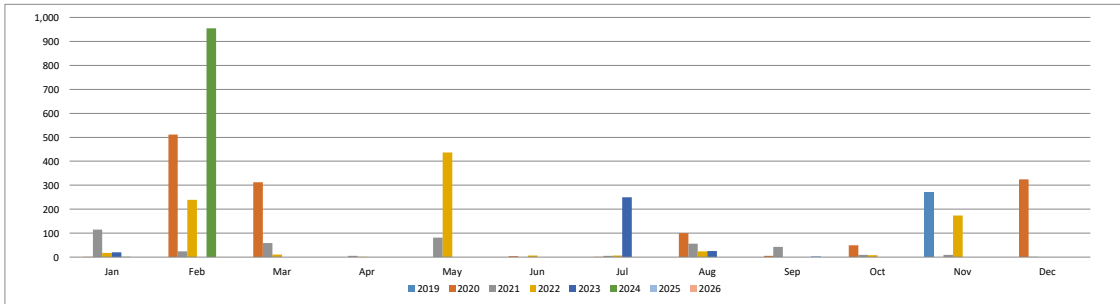
| CHIB LTNCTD DUE 2022 (PHP 9.588 B), 2022 (PHP 6.348 B), 2024 (PHP 10.250 B), CHIB BONDS DUE 2021 (PHP 30 B), 2022 (PHP 15 B), 2024 (PHP 20 B) |             |            |               |                       |      |        |       |          |        |        |          |          |       |  |  |
|---|-------------|------------|---------------|-----------------------|------|--------|-------|----------|--------|--------|----------|----------|-------|--|--|
| Philippine Dealing & Exchange Corp. (PDEX)  |             |            |               |                       |      |        |       |          |        |        |          |          |       |  |  |
| (in million pesos)  |             |            |               |                       |      |        |       |          |        |        |          |          |       |  |  |
| Securities Summary  |             |            |               | Monthly Trade Summary |      |        |       |          |        |        |          |          |       |  |  |
| Tenor   | Coupon Rate | Issue Date | Maturity Date | Month                 | 2016 | 2017   | 2018  | 2019     | 2020   | 2021   | 2022     | 2023     | 2024  |  |  |
| 5.5 Years   | 3.2500%     | 11/18/2016 | 5/18/2022     | Jan                   | 0.00 | 5.85   | 8.55  | 0.30     | 18.20  | 64.60  | 282.60   | 0.45     | 41.40 |  |  |
| 5.5 Years   | 3.6500%     | 6/2/2017   | 12/2/2022     | Feb                   | 0.00 | 2.00   | 14.05 | 2.00     | 70.70  | 65.80  | 109.75   | 5.50     | 15.00 |  |  |
| 5.5 Years   | 4.5500%     | 7/12/2018  | 1/12/2024     | Mar                   | 0.00 | 2.10   | 3.20  | 0.20     | 57.80  | 139.20 | 35.50    | 6.05     | 0.00  |  |  |
| 2 Years   | 2.7500%     | 10/22/2020 | 10/22/2022    | Apr                   | 0.00 | 10.00  | 1.00  | 53.50    | 3.00   | 22.60  | 28.75    | 1.00     | 0.00  |  |  |
| 3 Years   | 2.5000%     | 2/18/2021  | 2/18/2024     | May                   | 0.00 | 3.50   | 19.70 | 0.00     | 41.30  | 73.95  | 15.35    | 151.10   | 0.00  |  |  |
|   |             |            |               | Jun                   | 0.00 | 2.40   | 0.00  | 3.00     | 51.60  | 81.20  | 45.95    | 79.40    | 0.00  |  |  |
|   |             |            |               | Jul                   | 0.00 | 31.60  | 7.25  | 1,030.69 | 52.30  | 43.35  | 39.30    | 73.30    | 0.00  |  |  |
|   |             |            |               | Aug                   | 0.00 | 1.05   | 5.75  | 207.80   | 31.90  | 19.90  | 431.40   | 762.30   | 0.00  |  |  |
|   |             |            |               | Sep                   | 0.00 | 4.90   | 4.50  | 8.81     | 71.35  | 73.15  | 56.75    | 606.70   | 0.00  |  |  |
|   |             |            |               | Oct                   | 0.00 | 31.50  | 1.70  | 8.40     | 315.10 | 98.30  | 127.30   | 201.30   | 0.00  |  |  |
|   |             |            |               | Nov                   | 0.00 | 15.05  | 6.50  | 35.70    | 110.90 | 17.55  | 1.10     | 107.30   | 0.00  |  |  |
|   |             |            |               | Dec                   | 5.00 | 1.10   | 20.30 | 17.75    | 48.60  | 161.10 | 5.50     | 24.00    | 0.00  |  |  |
|   |             |            |               | TOTAL                 | 5.00 | 111.05 | 92.50 | 1,368.15 | 872.75 | 860.70 | 1,179.25 | 2,018.40 | 56.40 |  |  |



As of End of June 2026

NOTE: Data contained in these tables is based on data generated by the PDEX Trading System.  
The PDS Group makes no further representation or warranty regarding the accuracy and completeness thereof.

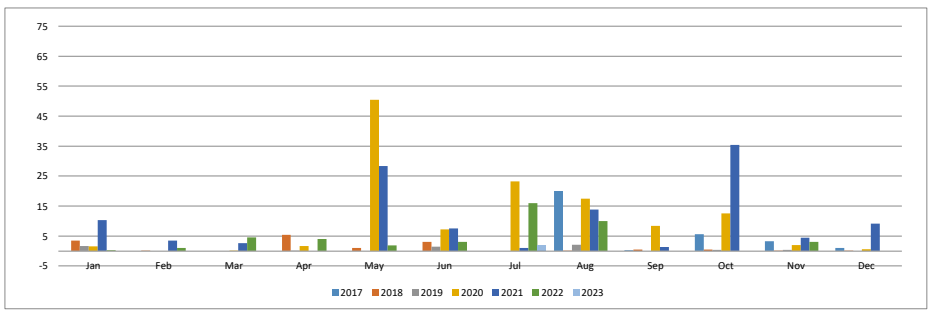
| DBP ASEAN Sustainability BONDS DUE 2021 (PHP 18.125 B), BONDS DUE 2022 (PHP 21 B), BONDS DUE 2024 (PHP 12 B), BONDS DUE 2025 (PHP 3.875B), BONDS DUE 2025 (PHP 8.75B), BONDS DUE 2026 (PHP 3.7562B) , BONDS DUE 2027 (PHP 7.2438B) , BONDS DUE 2028 (PHP 3.4570B) & BONDS DUE 2030 (PHP 4.7930B)<br>Philippine Dealing & Exchange Corp. (PDEX)<br>(In million pesos) |             |            |               |                       |        |          |        |        |        |        |      |      |  |  |  |
|--|-------------|------------|---------------|-----------------------|--------|----------|--------|--------|--------|--------|------|------|--|--|--|
| Securities Summary   |             |            |               | Monthly Trade Summary |        |          |        |        |        |        |      |      |  |  |  |
| Tenor  | Coupon Rate | Issue Date | Maturity Date | Month                 | 2019   | 2020     | 2021   | 2022   | 2023   | 2024   | 2025 | 2026 |  |  |  |
| 2 Years  | 4.2500%     | 11/11/2019 | 11/11/2021    | Jan                   | 0.00   | 1.10     | 114.50 | 17.00  | 20.00  | 1.80   | 0.00 | 0.00 |  |  |  |
| 2 Years  | 2.5000%     | 12/11/2020 | 12/11/2022    | Feb                   | 0.00   | 511.00   | 24.00  | 239.30 | 0.00   | 955.00 | 0.00 | 0.00 |  |  |  |
| 2.5 Years  | 4.0500%     | 5/4/2022   | 11/4/2024     | Mar                   | 0.00   | 312.00   | 58.90  | 11.00  | 0.00   | 0.00   | 0.00 | 0.00 |  |  |  |
| 1.5 Years  | 6.4126%     | 7/27/2023  | 1/27/2025     | Apr                   | 0.00   | 0.00     | 5.00   | 0.50   | 0.00   | 0.00   | 0.00 | 0.00 |  |  |  |
| 1.5 Years  | 6.1020%     | 2/12/2024  | 8/12/2025     | May                   | 0.00   | 0.00     | 81.12  | 437.00 | 0.00   | 0.00   | 0.00 | 0.00 |  |  |  |
| 1.5 Years  | 6.0503%     | 12/13/2024 | 6/13/2026     | Jun                   | 0.00   | 4.10     | 0.00   | 6.50   | 0.00   | 0.00   | 0.00 | 0.00 |  |  |  |
| 3 Years  | 6.1294%     | 12/13/2024 | 12/13/2027    | Jul                   | 0.00   | 2.00     | 6.00   | 7.30   | 250.00 | 0.00   | 0.00 | 0.00 |  |  |  |
| 3 Years  | 5.8751%     | 6/20/2025  | 6/20/2028     | Aug                   | 0.00   | 99.63    | 56.00  | 24.00  | 26.00  | 0.00   | 0.00 | 0.00 |  |  |  |
| 5 Years  | 6.1454%     | 6/20/2025  | 6/20/2030     | Sep                   | 0.00   | 5.30     | 43.00  | 0.00   | 0.00   | 0.00   | 4.00 | 0.00 |  |  |  |
|  |             |            |               | Oct                   | 0.00   | 49.47    | 9.20   | 8.20   | 0.00   | 0.00   | 0.00 | 0.00 |  |  |  |
|  |             |            |               | Nov                   | 268.10 | 0.00     | 9.50   | 174.20 | 0.00   | 0.00   | 0.00 | 0.00 |  |  |  |
|  |             |            |               | Dec                   | 0.00   | 323.82   | 2.00   | 0.00   | 0.00   | 0.00   | 0.00 | 0.00 |  |  |  |
|  |             |            |               | TOTAL                 | 268.10 | 1,308.42 | 409.22 | 925.00 | 296.00 | 956.80 | 4.00 | 0.00 |  |  |  |



As of End of June 2026

NOTE: Data contained in these tables is based on data generated by the PDEX Trading System.  
The PDS Group makes no further representation or warranty regarding the accuracy and completeness thereof.

| EW LTNCTD DUE 2022 (PHP 10.0 B), (PHP 2.45067 B), EW Bonds Due 2023 (PHP 3.700 B)<br>Philippine Dealing & Exchange Corp. (PDEX)<br>(in million pesos) |             |            |               |                       |       |       |      |        |        |       |      |  |
|---|-------------|------------|---------------|-----------------------|-------|-------|------|--------|--------|-------|------|--|
| Securities Summary  |             |            |               | Monthly Trade Summary |       |       |      |        |        |       |      |  |
| Tenor   | Coupon Rate | Issue Date | Maturity Date | Month                 | 2017  | 2018  | 2019 | 2020   | 2021   | 2022  | 2023 |  |
| 7 Years   | 8.0550%     | 2/12/2010  | 2/13/2015     | Jan                   | 0.00  | 3.50  | 1.61 | 1.50   | 10.35  | 0.25  | 0.00 |  |
| 10 Years  | 8.0550%     | 2/12/2010  | 2/13/2015     | Feb                   | 0.00  | 0.05  | 0.00 | 0.00   | 3.50   | 1.00  | 0.00 |  |
| 5.5 Years   | 4.0000%     | 3/21/2017  | 9/21/2022     | Mar                   | 0.00  | 0.00  | 0.00 | 0.20   | 2.65   | 4.50  | 0.00 |  |
| 5.5 Years   | 4.6250%     | 6/7/2018   | 12/7/2023     | Apr                   | 0.00  | 5.35  | 0.05 | 1.60   | 0.00   | 4.00  | 0.00 |  |
| 3 Years   | 4.5000%     | 2/21/2020  | 2/21/2023     | May                   | 0.00  | 1.00  | 0.00 | 50.50  | 28.35  | 1.90  | 0.00 |  |
|   |             |            |               | Jun                   | 0.00  | 3.00  | 1.40 | 7.20   | 7.50   | 3.00  | 0.00 |  |
|   |             |            |               | Jul                   | 0.00  | 0.00  | 0.00 | 23.20  | 1.00   | 16.00 | 2.00 |  |
|   |             |            |               | Aug                   | 20.00 | 0.15  | 2.10 | 17.45  | 13.87  | 10.00 | 0.00 |  |
|   |             |            |               | Sep                   | 0.30  | 0.50  | 0.00 | 8.40   | 1.35   | 0.00  | 0.00 |  |
|   |             |            |               | Oct                   | 5.65  | 0.50  | 0.40 | 12.50  | 35.40  | 0.00  | 0.00 |  |
|   |             |            |               | Nov                   | 3.20  | 0.05  | 0.40 | 2.00   | 4.40   | 3.00  | 0.00 |  |
|   |             |            |               | Dec                   | 1.00  | 0.20  | 0.00 | 0.60   | 9.10   | 0.00  | 0.00 |  |
|   |             |            |               | TOTAL                 | 30.15 | 14.30 | 5.96 | 125.15 | 117.47 | 43.65 | 2.00 |  |

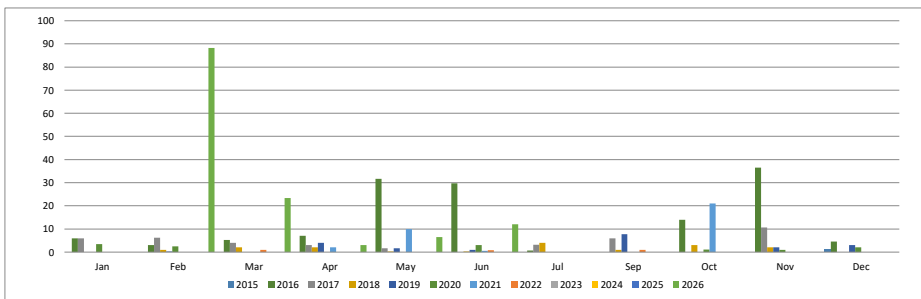


As of End of June 2026

NOTE: Data contained in these tables is based on data generated by the PDEX Trading System.  
The PDS Group makes no further representation or warranty regarding the accuracy and completeness thereof.

LBP LTNCTD DUE 2021 (PHP 6.00 B), LBP BOND DUE 2022 (PHP 5.00 B), LBP DUE 2027 (PHP 34.215508), LBP DUE 2029 (PHP 15.78450 B)  
Philippine Dealing & Exchange Corp. (PDEX)  
(in million pesos)

| Securities Summary |             |            |               | Monthly Trade Summary |      |        |       |       |       |       |       |       |      |      |      |        |
|--------------------|-------------|------------|---------------|-----------------------|------|--------|-------|-------|-------|-------|-------|-------|------|------|------|--------|
| Tenor              | Coupon Rate | Issue Date | Maturity Date | Month                 | 2015 | 2016   | 2017  | 2018  | 2019  | 2020  | 2021  | 2022  | 2023 | 2024 | 2025 | 2026   |
| 6 Years            | 3.7500%     | 10/9/2015  | 4/9/2021      | Jan                   | 0.00 | 6.00   | 6.00  | 0.00  | 0.00  | 3.40  | 0.00  | 0.00  | 0.00 | 0.00 | 0.00 | 0.00   |
| 2 Years            | 2.5872%     | 11/17/2020 | 11/17/2022    | Feb                   | 0.00 | 3.00   | 6.20  | 1.00  | 0.20  | 2.50  | 0.00  | 0.00  | 0.00 | 0.00 | 0.00 | 88.29  |
| 1.5 Years          | 5.1714%     | 2/16/2026  | 8/16/2027     | Mar                   | 0.00 | 5.20   | 4.00  | 2.00  | 0.00  | 0.00  | 0.00  | 1.00  | 0.00 | 0.00 | 0.00 | 23.40  |
| 3 Years            | 5.5615%     | 2/16/2026  | 2/16/2029     | Apr                   | 0.00 | 7.00   | 3.00  | 2.00  | 4.00  | 0.00  | 2.00  | 0.00  | 0.00 | 0.00 | 0.00 | 3.01   |
|                    |             |            |               | May                   | 0.00 | 31.70  | 1.70  | 0.20  | 1.70  | 0.00  | 10.00 | 0.00  | 0.00 | 0.00 | 0.00 | 6.45   |
|                    |             |            |               | Jun                   | 0.00 | 29.70  | 0.00  | 0.30  | 1.00  | 3.00  | 0.50  | 0.81  | 0.00 | 0.00 | 0.00 | 12.05  |
|                    |             |            |               | Jul                   | 0.00 | 0.70   | 3.20  | 4.00  | 0.00  | 0.00  | 0.00  | 0.00  | 0.00 | 0.00 | 0.00 | 0.00   |
|                    |             |            |               | Aug                   | 0.00 | 0.25   | 9.00  | 0.00  | 0.00  | 0.00  | 0.00  | 18.70 | 0.00 | 0.00 | 0.00 | 0.00   |
|                    |             |            |               | Sep                   | 0.00 | 0.00   | 6.00  | 1.00  | 7.70  | 0.00  | 0.00  | 1.00  | 0.00 | 0.00 | 0.00 | 0.00   |
|                    |             |            |               | Oct                   | 0.00 | 14.00  | 0.00  | 3.00  | 0.00  | 1.05  | 21.00 | 0.00  | 0.00 | 0.00 | 0.00 | 0.00   |
|                    |             |            |               | Nov                   | 0.00 | 36.55  | 10.60 | 2.00  | 2.00  | 1.00  | 0.00  | 0.00  | 0.00 | 0.00 | 0.00 | 0.00   |
|                    |             |            |               | Dec                   | 1.00 | 4.50   | 0.00  | 0.00  | 3.00  | 2.00  | 0.00  | 0.00  | 0.00 | 0.00 | 0.00 | 0.00   |
|                    |             |            |               | TOTAL                 | 1.00 | 138.60 | 49.70 | 15.50 | 19.60 | 12.95 | 33.50 | 21.51 | 0.00 | 0.00 | 0.00 | 133.20 |

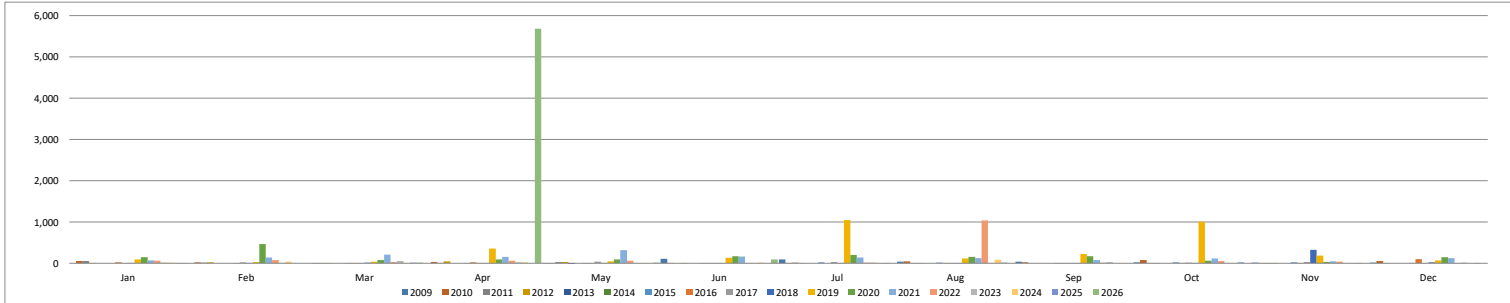


As of End of June 2026

NOTE: Data contained in these tables is based on data generated by the PDEX Trading System.  
The PDS Group makes no further representation or warranty regarding the accuracy and completeness thereof.

MBT NOTES DUE 2017\* (PHP 8.5 B), 2018\* (PHP 5.5 B), 2019\* (PHP 4.5 B), LTNCTD DUE 2020 (PHP 8 B), 2021 (PHP 6.25B), 2023 (PHP 8.65 B), 2024 (PHP 3.75 B), 2024 (PHP 8.68 B), MBT BONDS DUE 2020\* (PHP 288),2022 (PHP 17.5 B)  
MBT BONDS DUE 2021 (PHP 11.25 B), (PHP 10.50 B), DUE 2023 (PHP 13.75 B), DUE 2026 (PHP 19.00 B), DUE 2024 (PHP 23.72 B), MBT Series F ASEAN Sustainability Bonds Due 2027 (PHP 35 B)  
Philippine Dealing & Exchange Corp. (PDEX)  
(in million pesos)

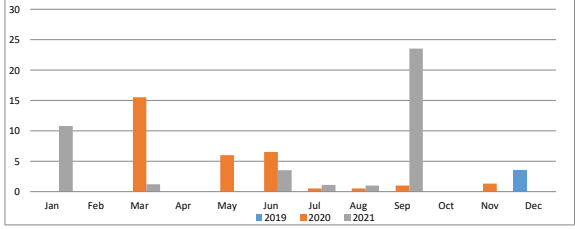
| Securities Summary |             |            |               | Monthly Trade Summary |        |        |        |        |       |      |        |        |        |        |          |          |          |          |        |        |       |          |  |  |  |  |  |
|--------------------|-------------|------------|---------------|-----------------------|--------|--------|--------|--------|-------|------|--------|--------|--------|--------|----------|----------|----------|----------|--------|--------|-------|----------|--|--|--|--|--|
| Tenor              | Coupon Rate | Issue Date | Maturity Date | Month                 | 2009   | 2010   | 2011   | 2012   | 2013  | 2014 | 2015   | 2016   | 2017   | 2018   | 2019     | 2020     | 2021     | 2022     | 2023   | 2024   | 2025  | 2026     |  |  |  |  |  |
| 10 Years           | 7.0000%     | 10/19/2007 | 10/22/2012*   | Jan                   | 0.00   | 54.10  | 60.30  | 1.00   | 0.00  | 0.00 | 0.00   | 26.00  | 1.50   | 1.00   | 99.63    | 147.45   | 68.95    | 62.40    | 16.20  | 21.50  | 2.00  | 14.50    |  |  |  |  |  |
| 10 Years           | 7.7500%     | 10/3/2008  | 10/3/2013*    | Feb                   | 0.00   | 24.30  | 21.00  | 22.50  | 0.00  | 0.00 | 0.00   | 14.20  | 26.00  | 10.50  | 36.00    | 467.41   | 145.05   | 81.50    | 14.50  | 45.00  | 0.00  | 0.00     |  |  |  |  |  |
| 10 Years           | 7.5000%     | 5/6/2009   | 5/7/2014*     | Mar                   | 0.00   | 9.60   | 10.00  | 11.00  | 0.00  | 0.00 | 5.35   | 5.20   | 8.90   | 17.50  | 43.45    | 78.83    | 215.40   | 32.55    | 56.87  | 7.00   | 20.50 | 14.70    |  |  |  |  |  |
| 6 Years            | 4.0000%     | 10/24/2014 | 4/24/2020     | Apr                   | 0.00   | 35.30  | 2.70   | 51.50  | 0.00  | 0.00 | 9.50   | 27.00  | 1.50   | 2.00   | 358.50   | 99.00    | 161.00   | 67.50    | 28.00  | 23.00  | 0.00  | 5,684.30 |  |  |  |  |  |
| 7 Years            | 4.2500%     | 11/21/2014 | 11/21/2021    | May                   | 1.00   | 13.34  | 33.00  | 31.00  | 10.00 | 0.00 | 2.00   | 5.65   | 44.10  | 8.00   | 49.30    | 98.38    | 318.20   | 62.05    | 12.50  | 1.00   | 0.00  | 15.70    |  |  |  |  |  |
| 7 Years            | 3.5000%     | 9/19/2016  | 9/29/2023     | Jun                   | 109.80 | 5.00   | 0.00   | 0.60   | 0.00  | 0.00 | 1.50   | 2.30   | 7.75   | 2.30   | 133.03   | 174.50   | 166.40   | 12.52    | 9.10   | 20.00  | 0.00  | 92.50    |  |  |  |  |  |
| 7 Years            | 3.8750%     | 7/20/2017  | 7/20/2024     | Jul                   | 99.50  | 11.20  | 15.50  | 1.00   | 0.00  | 0.00 | 24.00  | 0.00   | 30.40  | 9.00   | 1,047.29 | 205.95   | 140.30   | 20.60    | 15.70  | 2.00   | 10.50 | 0.00     |  |  |  |  |  |
| 5.5 Years          | 5.3750%     | 10/4/2018  | 4/4/2024      | Aug                   | 41.50  | 52.47  | 9.90   | 9.00   | 0.00  | 0.00 | 16.00  | 14.60  | 12.50  | 6.40   | 116.89   | 156.65   | 124.40   | 1,040.00 | 3.10   | 85.00  | 20.00 | 0.00     |  |  |  |  |  |
| 5.5 Years          | 5.3750%     | 10/4/2018  | 4/4/2024      | Sep                   | 39.60  | 28.00  | 0.00   | 0.00   | 0.00  | 0.00 | 7.60   | 3.00   | 11.55  | 3.00   | 230.91   | 176.40   | 80.00    | 19.00    | 32.00  | 0.00   | 0.00  | 0.00     |  |  |  |  |  |
| 2 Years            | 7.1500%     | 11/9/2018  | 11/9/2020     | Oct                   | 30.00  | 82.80  | 6.00   | 1.50   | 0.00  | 0.00 | 25.50  | 1.00   | 18.35  | 6.00   | 1,011.40 | 61.75    | 121.30   | 54.70    | 3.00   | 8.00   | 23.00 | 0.00     |  |  |  |  |  |
| 3 Years            | 6.3000%     | 4/11/2019  | 4/11/2022     | Nov                   | 15.00  | 6.90   | 5.00   | 0.50   | 0.00  | 0.00 | 26.55  | 7.30   | 34.70  | 325.60 | 187.70   | 35.30    | 53.00    | 43.20    | 12.00  | 4.00   | 12.50 | 0.00     |  |  |  |  |  |
| 1.25 Years         | 3.0000%     | 6/24/2020  | 9/24/2021     | Dec                   | 20.70  | 60.87  | 1.10   | 0.00   | 0.00  | 0.00 | 10.10  | 101.00 | 7.00   | 28.80  | 75.85    | 151.65   | 125.50   | 10.50    | 17.50  | 0.00   | 5.00  | 0.00     |  |  |  |  |  |
| 5.25 Years         | 3.6000%     | 6/4/2021   | 9/4/2026      | TOTAL                 | 357.10 | 383.87 | 164.50 | 129.60 | 10.00 | 0.00 | 128.10 | 207.25 | 204.25 | 420.10 | 3,389.94 | 1,853.27 | 1,719.50 | 1,506.52 | 220.47 | 216.50 | 93.50 | 5,821.70 |  |  |  |  |  |
| 1.5 years          | 5.0000%     | 10/28/2022 | 4/28/2024     |                       |        |        |        |        |       |      |        |        |        |        |          |          |          |          |        |        |       |          |  |  |  |  |  |
| 1.5 years          | 5.4727%     | 4/14/2026  | 10/14/2027    |                       |        |        |        |        |       |      |        |        |        |        |          |          |          |          |        |        |       |          |  |  |  |  |  |



As of End of June 2026

NOTE: Data contained in these tables is based on data generated by the PDEX Trading System.  
The PDS Group makes no further representation or warranty regarding the accuracy and completeness thereof.

| Securities Summary |             |            |               | Monthly Trade Summary |      |       |       |
|--------------------|-------------|------------|---------------|-----------------------|------|-------|-------|
| Tenor              | Coupon Rate | Issue Date | Maturity Date | Month                 | 2019 | 2020  | 2021  |
| 2 Years            | 4.5500%     | 11/15/2019 | 11/15/2021    | Jan                   | 0.00 | 0.00  | 10.80 |
|                    |             |            |               | Feb                   | 0.00 | 0.00  | 0.00  |
|                    |             |            |               | Mar                   | 0.00 | 15.50 | 1.20  |
|                    |             |            |               | Apr                   | 0.00 | 0.00  | 0.00  |
|                    |             |            |               | May                   | 0.00 | 6.00  | 0.00  |
|                    |             |            |               | Jun                   | 0.00 | 6.50  | 3.50  |
|                    |             |            |               | Jul                   | 0.00 | 0.50  | 1.10  |
|                    |             |            |               | Aug                   | 0.00 | 0.50  | 1.00  |
|                    |             |            |               | Sep                   | 0.00 | 1.00  | 23.50 |
|                    |             |            |               | Oct                   | 0.00 | 0.00  | 0.00  |
|                    |             |            |               | Nov                   | 0.00 | 1.30  | 0.00  |
|                    |             |            |               | Dec                   | 3.50 | 0.00  | 0.00  |
|                    |             |            |               | TOTAL                 | 3.50 | 31.30 | 41.10 |

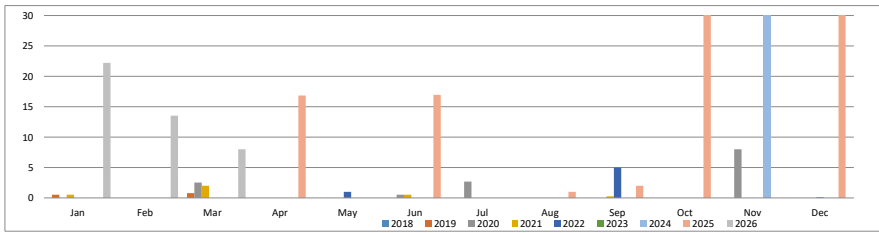


As of End of June 2026

NOTE: Data contained in these tables is based on data generated by the PDEX Trading System.  
The PDS Group makes no further representation or warranty regarding the accuracy and completeness thereof.

PBCOM LTNCTD DUE 2024 (PHP 2.902730 B)  
PBCOM PHP Fixed Rate Series A Bonds Due 2026 (PHP 7.6938 B)  
Philippine Dealing & Exchange Corp. (PDEX)  
(in million pesos)

| Securities Summary |             |            |               | Monthly Trade Summary |      |      |       |      |      |      |       |        |       |  |  |
|--------------------|-------------|------------|---------------|-----------------------|------|------|-------|------|------|------|-------|--------|-------|--|--|
| Tenor              | Coupon Rate | Issue Date | Maturity Date | Month                 | 2018 | 2019 | 2020  | 2021 | 2022 | 2023 | 2024  | 2025   | 2026  |  |  |
| 5.5 Years          | 5.6250%     | 10/8/2018  | 4/8/2024      | Jan                   | 0.00 | 0.50 | 0.00  | 0.50 | 0.00 | 0.00 | 0.00  | 0.00   | 22.20 |  |  |
| 1.5 Years          | 6.0796%     | 11/5/2024  | 5/5/2026      | Feb                   | 0.00 | 0.00 | 0.00  | 0.00 | 0.00 | 0.00 | 0.00  | 0.00   | 13.50 |  |  |
|                    |             |            |               | Mar                   | 0.00 | 0.80 | 2.50  | 2.00 | 0.00 | 0.00 | 0.00  | 0.00   | 8.00  |  |  |
|                    |             |            |               | Apr                   | 0.00 | 0.00 | 0.00  | 0.00 | 0.00 | 0.00 | 0.00  | 16.85  | 0.00  |  |  |
|                    |             |            |               | May                   | 0.00 | 0.00 | 0.00  | 0.00 | 1.00 | 0.00 | 0.00  | 0.00   | 0.00  |  |  |
|                    |             |            |               | Jun                   | 0.00 | 0.00 | 0.50  | 0.50 | 0.00 | 0.00 | 0.00  | 16.95  | 0.00  |  |  |
|                    |             |            |               | Jul                   | 0.00 | 0.00 | 2.70  | 0.00 | 0.00 | 0.00 | 0.00  | 0.00   | 0.00  |  |  |
|                    |             |            |               | Aug                   | 0.00 | 0.00 | 0.00  | 0.00 | 0.00 | 0.00 | 0.00  | 1.00   | 0.00  |  |  |
|                    |             |            |               | Sep                   | 0.00 | 0.00 | 0.00  | 0.25 | 5.00 | 0.00 | 0.00  | 2.00   | 0.00  |  |  |
|                    |             |            |               | Oct                   | 0.00 | 0.00 | 0.00  | 0.00 | 0.00 | 0.00 | 0.00  | 54.00  | 0.00  |  |  |
|                    |             |            |               | Nov                   | 0.00 | 0.00 | 8.00  | 0.00 | 0.00 | 0.00 | 77.95 | 0.00   | 0.00  |  |  |
|                    |             |            |               | Dec                   | 0.00 | 0.00 | 0.00  | 0.00 | 0.10 | 0.00 | 0.00  | 40.00  | 0.00  |  |  |
|                    |             |            |               | TOTAL                 | 0.00 | 1.30 | 13.70 | 3.25 | 6.10 | 0.00 | 77.95 | 130.80 | 43.70 |  |  |

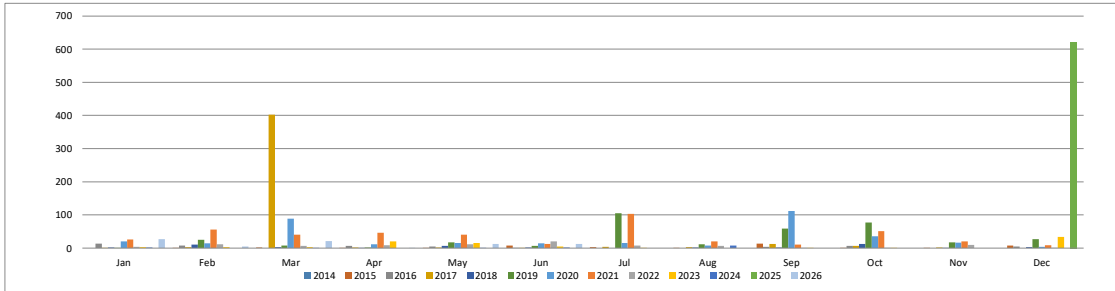


As of End of June 2026

NOTE: Data contained in these tables is based on data generated by the PDEX Trading System.  
The PDS Group makes no further representation or warranty regarding the accuracy and completeness thereof.

PNB LTNCTD DUE 2020 (PHP 7.0 B), 2022 (PHP 5.380 B), 2022 (PHP 3.765 B), 2023 (PHP 6.350), 2024 (PHP 8.228) DUE 2025 (PHP 4.6 B),  
PNB BOND DUE 2021 (PHP 13.85 B), PNB Series A ASEAN Sustainability Bonds Due 2028 (PHP 10.880 B), PNB Series B ASEAN Sustainability Bonds Due 2030 (PHP 4.820 B)  
Philippine Dealing & Exchange Corp. (PDEX)  
(in million pesos)

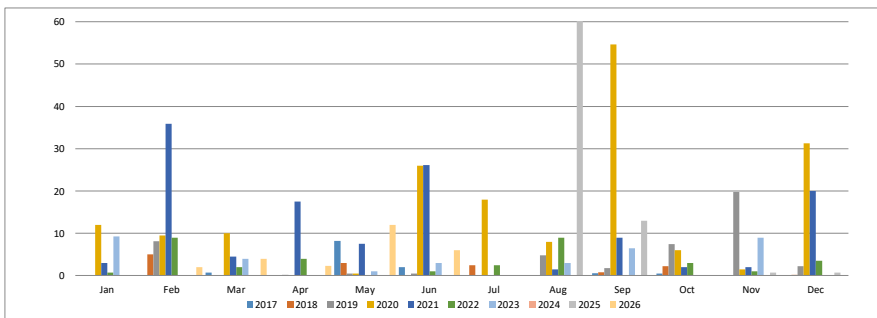
| Securities Summary |             |            |               | Monthly Trade Summary |      |       |       |        |       |        |        |        |       |       |       |        |       |  |  |  |
|--------------------|-------------|------------|---------------|-----------------------|------|-------|-------|--------|-------|--------|--------|--------|-------|-------|-------|--------|-------|--|--|--|
| Tenor              | Coupon Rate | Issue Date | Maturity Date | Month                 | 2014 | 2015  | 2016  | 2017   | 2018  | 2019   | 2020   | 2021   | 2022  | 2023  | 2024  | 2025   | 2026  |  |  |  |
| 5.5 Years          | 4.1250%     | 12/12/2014 | 6/12/2020     | Jan                   | 0.00 | 0.00  | 13.00 | 1.00   | 2.00  | 0.50   | 20.20  | 25.80  | 3.60  | 2.50  | 2.00  | 0.00   | 26.70 |  |  |  |
| 5.5 Years          | 3.2500%     | 12/6/2016  | 6/6/2022      | Feb                   | 0.00 | 0.50  | 7.60  | 2.50   | 10.50 | 25.40  | 14.40  | 55.40  | 11.10 | 2.50  | 0.00  | 0.00   | 5.00  |  |  |  |
| 5.5 Years          | 3.7500%     | 4/27/2017  | 10/27/2022    | Mar                   | 0.00 | 1.50  | 0.00  | 402.00 | 2.50  | 8.00   | 88.90  | 40.25  | 6.20  | 3.00  | 0.70  | 0.00   | 20.70 |  |  |  |
| 5.5 Years          | 3.8750%     | 10/26/2017 | 4/26/2023     | Apr                   | 0.00 | 0.60  | 7.00  | 1.50   | 0.90  | 1.70   | 11.00  | 46.40  | 9.00  | 20.60 | 0.00  | 0.00   | 0.50  |  |  |  |
| 5.5 Years          | 5.7500%     | 2/27/2019  | 8/27/2024     | May                   | 0.00 | 1.00  | 4.50  | 1.50   | 6.20  | 17.30  | 15.10  | 40.80  | 11.50 | 15.20 | 0.20  | 0.00   | 12.00 |  |  |  |
| 3 Years            | 5.4877%     | 12/11/2025 | 12/11/2028    | Jun                   | 0.00 | 8.00  | 0.50  | 0.50   | 2.00  | 7.00   | 14.40  | 12.40  | 20.60 | 5.00  | 2.10  | 0.00   | 12.40 |  |  |  |
| 5 Years            | 5.7764%     | 12/11/2025 | 12/11/2030    | Jul                   | 0.00 | 3.00  | 0.00  | 3.55   | 0.00  | 105.20 | 15.20  | 103.30 | 8.00  | 1.10  | 0.00  | 0.00   | 0.00  |  |  |  |
|                    |             |            |               | Aug                   | 0.00 | 0.50  | 0.00  | 3.00   | 2.25  | 11.40  | 7.40   | 19.90  | 7.00  | 0.00  | 8.00  | 0.00   | 0.00  |  |  |  |
|                    |             |            |               | Sep                   | 0.00 | 13.50 | 4.00  | 12.50  | 2.00  | 58.80  | 112.25 | 10.90  | 0.30  | 1.00  | 0.00  | 0.00   | 0.00  |  |  |  |
|                    |             |            |               | Oct                   | 0.00 | 1.00  | 6.60  | 7.00   | 12.80 | 76.80  | 35.85  | 51.50  | 1.00  | 1.00  | 0.00  | 0.00   | 0.00  |  |  |  |
|                    |             |            |               | Nov                   | 0.00 | 1.00  | 0.00  | 1.40   | 0.50  | 17.60  | 16.35  | 20.40  | 10.00 | 0.00  | 0.00  | 0.00   | 0.00  |  |  |  |
|                    |             |            |               | Dec                   | 0.00 | 8.00  | 5.00  | 0.00   | 3.00  | 26.70  | 3.40   | 8.50   | 1.00  | 34.10 | 0.00  | 621.90 | 0.00  |  |  |  |
|                    |             |            |               | TOTAL                 | 0.00 | 38.60 | 48.20 | 436.45 | 44.65 | 356.40 | 354.45 | 435.55 | 89.30 | 86.00 | 13.00 | 621.90 | 77.30 |  |  |  |



As of End of June 2026

NOTE: Data contained in these tables is based on data generated by the PDEX Trading System.  
The PDS Group makes no further representation or warranty regarding the accuracy and completeness thereof.

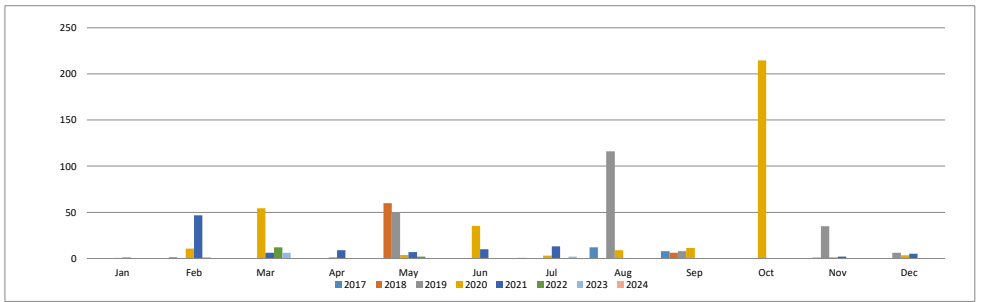
| PSB LTNCTD DUE 2022 (PHP 3.375 B), PSB LTNCTD DUE 2024 (PHP 5.0845 B), PSB BOND DUE 2021 (PHP 6.3 B), Due 2023 (PHP 4.650 B), PSB DUE 2027 (PHP 5B)<br>Philippine Dealing & Exchange Corp. (PDEX)<br>(in million pesos) |             |            |               |                       |       |       |       |        |        |       |       |      |        |       |  |
|---|-------------|------------|---------------|-----------------------|-------|-------|-------|--------|--------|-------|-------|------|--------|-------|--|
| Securities Summary  |             |            |               | Monthly Trade Summary |       |       |       |        |        |       |       |      |        |       |  |
| Tenor   | Coupon Rate | Issue Date | Maturity Date | Month                 | 2017  | 2018  | 2019  | 2020   | 2021   | 2022  | 2023  | 2024 | 2025   | 2026  |  |
| 5.25 Years  | 3.5000%     | 1/30/2017  | 4/30/2022     | Jan                   | 0.00  | 0.00  | 0.00  | 12.00  | 3.00   | 0.70  | 9.30  | 0.00 | 0.00   | 0.00  |  |
| 5.50 Years  | 5.0000%     | 8/9/2018   | 2/9/2024      | Feb                   | 0.00  | 5.00  | 8.10  | 9.50   | 35.90  | 9.00  | 0.00  | 0.00 | 0.00   | 2.00  |  |
| 3 Years   | 4.5000%     | 2/4/2020   | 2/4/2023      | Mar                   | 0.70  | 0.00  | 0.00  | 10.00  | 4.50   | 2.00  | 4.00  | 0.00 | 0.00   | 4.00  |  |
| 2 Years   | 5.8750%     | 8/18/2025  | 8/18/2027     | Apr                   | 0.00  | 0.00  | 0.20  | 0.00   | 17.50  | 4.00  | 0.00  | 0.00 | 0.00   | 2.34  |  |
|   |             |            |               | May                   | 8.20  | 3.00  | 0.50  | 0.50   | 7.55   | 0.00  | 1.00  | 0.00 | 0.00   | 11.96 |  |
|   |             |            |               | Jun                   | 2.00  | 0.00  | 0.50  | 26.00  | 26.10  | 1.00  | 3.00  | 0.00 | 0.00   | 6.00  |  |
|   |             |            |               | Jul                   | 0.00  | 2.50  | 0.00  | 18.00  | 0.00   | 2.50  | 0.00  | 0.00 | 0.00   | 0.00  |  |
|   |             |            |               | Aug                   | 0.00  | 0.00  | 4.80  | 8.00   | 1.50   | 9.00  | 3.00  | 0.00 | 118.30 | 0.00  |  |
|   |             |            |               | Sep                   | 0.60  | 0.80  | 1.75  | 54.60  | 9.00   | 0.00  | 6.50  | 0.00 | 13.00  | 0.00  |  |
|   |             |            |               | Oct                   | 0.50  | 2.20  | 7.45  | 6.00   | 2.00   | 3.00  | 0.00  | 0.00 | 0.00   | 0.00  |  |
|   |             |            |               | Nov                   | 0.00  | 0.00  | 19.80 | 1.50   | 2.00   | 1.00  | 9.00  | 0.00 | 0.71   | 0.00  |  |
|   |             |            |               | Dec                   | 0.00  | 0.20  | 2.20  | 31.30  | 20.00  | 3.50  | 0.00  | 0.00 | 0.71   | 0.00  |  |
|   |             |            |               | TOTAL                 | 12.00 | 13.70 | 45.30 | 177.40 | 129.05 | 35.70 | 35.80 | 0.00 | 132.72 | 26.30 |  |



As of End of June 2026

NOTE: Data contained in these tables is based on data generated by the PDEX Trading System.  
The PDS Group makes no further representation or warranty regarding the accuracy and completeness thereof.

| RBANK LTNCTD DUE 2022 (PHP 4.18232 B), RBANK LTNCTD DUE 2024 (1.781750 B),<br>RBANK BOND DUE 2021 (PHP 5.0 B), DUE 2021 (PHP 5.0 B)<br>Philippine Dealing & Exchange Corp. (PDEX)<br>(in million pesos) |             |            |               | Monthly Trade Summary |       |        |        |        |       |       |      |      |      |      |      |
|---|-------------|------------|---------------|-----------------------|-------|--------|--------|--------|-------|-------|------|------|------|------|------|
| Securities Summary  |             |            |               | Month                 | 2017  | 2018   | 2019   | 2020   | 2021  | 2022  | 2023 | 2024 |      |      |      |
| Tenor   | Coupon Rate | Issue Date | Maturity Date | Jan                   | Feb   | Mar    | Apr    | May    | Jun   | Jul   | Aug  | Sep  | Oct  | Nov  | Dec  |
| 5.5 Years   | 4.1250%     | 6/16/2017  | 12/16/2022    | 0.00                  | 0.00  | 0.00   | 0.00   | 0.60   | 1.00  | 0.00  | 0.10 | 0.00 | 0.00 | 0.00 | 0.00 |
| 5.5 Years   | 4.8750%     | 7/16/2018  | 1/16/2024     | 0.00                  | 1.30  | 0.00   | 0.00   | 10.70  | 46.80 | 0.90  | 0.00 | 0.00 | 0.00 | 0.00 | 0.00 |
| 2 Years   | 4.3000%     | 11/14/2019 | 11/14/2021    | 0.00                  | 0.00  | 0.00   | 0.00   | 54.40  | 6.05  | 12.00 | 6.00 | 0.00 | 0.00 | 0.00 | 0.00 |
|   |             |            |               | 0.00                  | 0.00  | 0.00   | 1.30   | 9.00   | 0.00  | 0.00  | 0.00 | 0.00 | 0.00 | 0.00 | 0.00 |
|   |             |            |               | 0.00                  | 60.00 | 50.00  | 3.85   | 7.00   | 2.15  | 0.00  | 0.00 | 0.00 | 0.00 | 0.00 | 0.00 |
|   |             |            |               | 0.00                  | 0.00  | 0.00   | 0.00   | 35.41  | 9.90  | 0.05  | 0.00 | 0.00 | 0.00 | 0.00 | 0.00 |
|   |             |            |               | 0.50                  | 0.00  | 0.00   | 0.00   | 3.00   | 13.05 | 0.00  | 2.00 | 0.00 | 0.00 | 0.00 | 0.00 |
|   |             |            |               | 12.00                 | 0.00  | 116.20 | 9.00   | 0.00   | 0.00  | 0.05  | 0.00 | 0.00 | 0.00 | 0.00 | 0.00 |
|   |             |            |               | 8.00                  | 6.25  | 8.00   | 8.00   | 11.50  | 0.00  | 0.00  | 0.00 | 0.00 | 0.00 | 0.00 | 0.00 |
|   |             |            |               | 0.00                  | 0.00  | 0.00   | 0.00   | 214.50 | 0.00  | 0.00  | 0.00 | 0.00 | 0.00 | 0.00 | 0.00 |
|   |             |            |               | 0.00                  | 1.00  | 34.90  | 1.20   | 2.00   | 0.00  | 0.00  | 0.00 | 0.00 | 0.00 | 0.00 | 0.00 |
|   |             |            |               | 0.00                  | 0.00  | 6.30   | 3.40   | 5.00   | 0.00  | 0.00  | 0.00 | 0.00 | 0.00 | 0.00 | 0.00 |
|   |             |            |               | TOTAL                 | 20.50 | 68.55  | 215.40 | 348.86 | 99.80 | 15.10 | 8.15 | 0.00 | 0.00 | 0.00 | 0.00 |




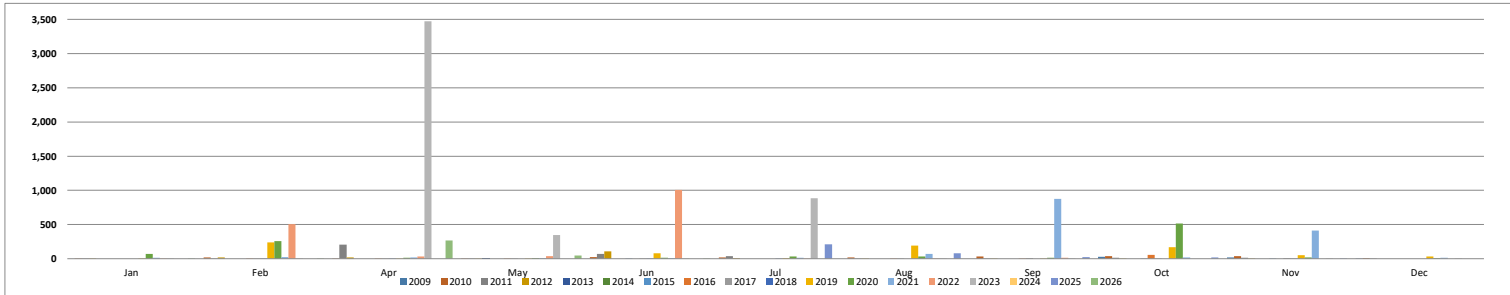
As of End of June 2026

NOTE: Data contained in these tables is based on data generated by the PDEX Trading System.  
The PDS Group makes no further representation or warranty regarding the accuracy and completeness thereof.

RCBC BONDS DUE 2015 (PHP 5 B), 2017 (PHP 5 B), 2018\* (PHP 7 B), 2019\* (PHP 4 B), LTNCTD DUE 2020 (PHP 2.1 B), 2023 (PHP 2.502 B), 2024 (PHP 3.58), RCBC GREEN BONDS DUE 2020 (PHP 15 B)  
RCBC ASEAN Sustainability Bonds Due 2021 (PHP 8B), RCBC BONDS DUE 2022 (PHP 7.5 B), (PHP 16.62 B), RCB Series A 4.848% Bonds Due 2022 (PHP 7.054 B)  
RCBC Series C ASEAN Sustainability Bonds Due 2023 (PHP 13.74284 B), RCBC Series D ASEAN Sustainability Bonds Due 2026 (PHP 4.12973B), RCBC Series E ASEAN Sustainability Bonds Due 2024 (PHP 14.75626 B), RCBC Series F ASEAN Sustainability Bonds Due 2028 (PHP 12.21250 B), RCB 6.08% Series G ASEAN Sustainability Bonds Due 2029 (PHP 20.5 B)  
Philippine Dealing & Exchange Corp. (PDEX)  
(in million pesos)

| Securities Summary |             |            |               | Monthly Trade Summary |       |        |        |        |      |      |      |       |       |      |        |          |          |          |          |      |        |        |  |  |  |  |
|--------------------|-------------|------------|---------------|-----------------------|-------|--------|--------|--------|------|------|------|-------|-------|------|--------|----------|----------|----------|----------|------|--------|--------|--|--|--|--|
| Tenor              | Coupon Rate | Issue Date | Maturity Date | Month                 | 2009  | 2010   | 2011   | 2012   | 2013 | 2014 | 2015 | 2016  | 2017  | 2018 | 2019   | 2020     | 2021     | 2022     | 2023     | 2024 | 2025   | 2026   |  |  |  |  |
| 10 Years           | 7.0000%     | 2/22/2008  | 2/22/2013*    | Jan                   | 0.00  | 2.00   | 6.45   | 1.50   | 0.00 | 0.00 | 0.00 | 0.00  | 0.00  | 0.00 | 4.00   | 71.65    | 13.05    | 2.68     | 1.50     | 0.00 | 0.00   | 1.50   |  |  |  |  |
| 10 Years           | 7.7500%     | 5/15/2009  | 12/26/2013*   | Feb                   | 0.00  | 21.10  | 3.10   | 17.52  | 0.00 | 0.00 | 0.00 | 0.05  | 0.05  | 0.50 | 239.40 | 259.40   | 24.70    | 506.95   | 1.00     | 0.00 | 0.00   | 2.70   |  |  |  |  |
| 6 Years            | 6.5000%     | 5/6/2010   | 11/6/2015     | Mar                   | 0.00  | 16.20  | 30.40  | 0.00   | 0.00 | 0.00 | 0.00 | 0.15  | 6.20  | 0.60 | 8.60   | 58.00    | 12.30    | 7.35     | 1.00     | 0.00 | 0.00   | 6.00   |  |  |  |  |
| 6 Years            | 0.0000%     | 5/6/2010   | 11/6/2015     | Apr                   | 0.00  | 3.20   | 204.00 | 21.00  | 0.00 | 0.00 | 0.00 | 6.50  | 1.00  | 3.00 | 2.50   | 13.55    | 19.80    | 33.00    | 3,475.61 | 0.00 | 0.00   | 266.58 |  |  |  |  |
| 6 Years            | 5.2500%     | 12/29/2011 | 6/29/2017     | May                   | 0.00  | 7.00   | 4.00   | 5.50   | 5.00 | 0.00 | 0.00 | 2.50  | 0.10  | 0.00 | 4.20   | 8.50     | 7.30     | 39.00    | 348.00   | 0.00 | 0.00   | 45.50  |  |  |  |  |
| 6 Years            | 0.0000%     | 12/29/2011 | 6/29/2017     | Jun                   | 0.00  | 21.90  | 68.70  | 108.80 | 0.00 | 0.00 | 5.06 | 0.00  | 1.00  | 1.48 | 81.00  | 16.40    | 11.15    | 1,007.38 | 4.04     | 0.00 | 0.00   | 3.50   |  |  |  |  |
| 6 Years            | 5.2500%     | 5/7/2012   | 11/7/2017     | Jul                   | 0.00  | 18.70  | 38.04  | 9.10   | 0.00 | 0.00 | 0.00 | 0.00  | 0.00  | 0.50 | 9.48   | 32.45    | 14.36    | 6.00     | 886.32   | 0.00 | 211.22 | 0.00   |  |  |  |  |
| 5.5 Years          | 4.1250%     | 12/19/2014 | 6/19/2020     | Aug                   | 0.00  | 17.80  | 2.90   | 5.00   | 0.00 | 0.00 | 0.00 | 0.63  | 3.60  | 0.00 | 191.28 | 31.10    | 72.54    | 7.00     | 2.00     | 0.00 | 81.20  | 0.00   |  |  |  |  |
| 5.5 Years          | 3.7500%     | 8/11/2017  | 2/11/2023     | Sep                   | 0.00  | 31.37  | 1.00   | 0.80   | 0.00 | 0.00 | 0.00 | 5.75  | 10.00 | 0.00 | 7.00   | 15.73    | 877.40   | 12.54    | 3.34     | 0.00 | 25.00  | 0.00   |  |  |  |  |
| 5.5 Years          | 5.5000%     | 9/28/2018  | 3/28/2024     | Oct                   | 27.60 | 37.41  | 12.50  | 6.50   | 0.00 | 0.00 | 0.50 | 55.37 | 1.50  | 0.00 | 167.40 | 514.10   | 19.40    | 0.00     | 0.00     | 0.00 | 17.00  | 0.00   |  |  |  |  |
| 1.5 Years          | 6.7315%     | 2/1/2019   | 8/1/2020      | Nov                   | 16.60 | 38.60  | 12.90  | 1.70   | 0.00 | 0.00 | 4.00 | 0.00  | 10.30 | 1.00 | 51.30  | 18.35    | 414.50   | 0.00     | 5.00     | 0.00 | 6.00   | 0.00   |  |  |  |  |
| 3 Years            | 4.4260%     | 11/13/2019 | 11/13/2022    | Dec                   | 5.10  | 8.35   | 1.90   | 0.00   | 0.00 | 0.00 | 0.00 | 0.00  | 0.00  | 0.00 | 32.50  | 10.65    | 15.00    | 0.00     | 1.10     | 0.00 | 0.00   | 0.00   |  |  |  |  |
| 2 Years            | 4.8480%     | 4/7/2020   | 4/7/2022      | TOTAL                 | 49.30 | 223.63 | 385.89 | 177.42 | 5.00 | 0.00 | 9.56 | 70.95 | 33.75 | 7.08 | 798.66 | 1,049.88 | 1,501.50 | 1,621.90 | 4,728.91 | 0.00 | 340.42 | 325.78 |  |  |  |  |
| 2 Years            | 3.2500%     | 7/27/2020  | 7/27/2022     |                       |       |        |        |        |      |      |      |       |       |      |        |          |          |          |          |      |        |        |  |  |  |  |
| 2.5 Years          | 3.2000%     | 3/31/2021  | 9/30/2023     |                       |       |        |        |        |      |      |      |       |       |      |        |          |          |          |          |      |        |        |  |  |  |  |
| 5.25 Years         | 4.1800%     | 3/31/2021  | 6/30/2026     |                       |       |        |        |        |      |      |      |       |       |      |        |          |          |          |          |      |        |        |  |  |  |  |
| 2.25 Years         | 3.0000%     | 2/21/2022  | 5/21/2024     |                       |       |        |        |        |      |      |      |       |       |      |        |          |          |          |          |      |        |        |  |  |  |  |
| 2.5 Years          | 6.0000%     | 7/17/2025  | 1/17/2028     |                       |       |        |        |        |      |      |      |       |       |      |        |          |          |          |          |      |        |        |  |  |  |  |
| 3 Years            | 6.0800%     | 4/8/2026   | 4/8/2029      |                       |       |        |        |        |      |      |      |       |       |      |        |          |          |          |          |      |        |        |  |  |  |  |

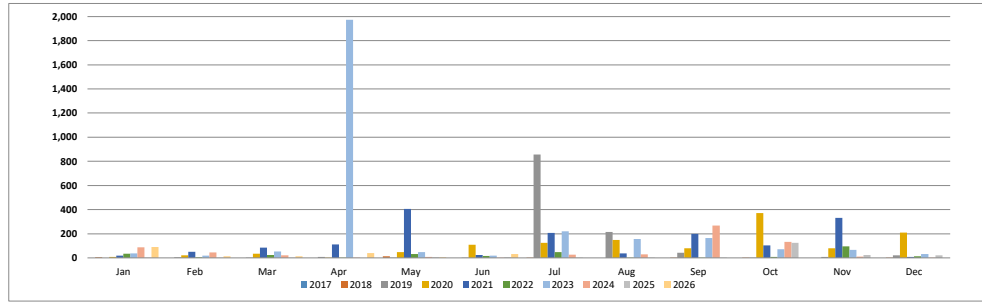
\* Early Redemption date  




As of End of June 2026

NOTE: Data contained in these tables is based on data generated by the PDEX Trading System.  
The PDS Group makes no further representation or warranty regarding the accuracy and completeness thereof.

| SEC B LTNCTD DUE 2023 (PHP 8.60 B), 2025 (PHP 6.06 B) 2025 (2.310 B) 2025 (PHP 2.070) , SEC B BONDS DUE 2021 (PHP 18 B)<br>SEC B BONDS DUE 2022 (PHP 13.50 B), 2024 (PHP 16 B), 2024 (PHP 14.6 B), 2025 (PHP 18.5 B), 2029 (PHP 20B)<br>Philippine Dealing & Exchange Corp. (PDEX)<br>(in million pesos) |             |            |               |                       |      |       |          |          |          |        |          |        |        |        |  |
|--|-------------|------------|---------------|-----------------------|------|-------|----------|----------|----------|--------|----------|--------|--------|--------|--|
| Securities Summary   |             |            |               | Monthly Trade Summary |      |       |          |          |          |        |          |        |        |        |  |
| Tenor  | Coupon Rate | Issue Date | Maturity Date | Month                 | 2017 | 2018  | 2019     | 2020     | 2021     | 2022   | 2023     | 2024   | 2025   | 2026   |  |
| 5.5 Years  | 3.8750%     | 11/8/2017  | 5/8/2023      | Jan                   | 0.00 | 4.00  | 0.00     | 7.00     | 18.30    | 33.40  | 37.44    | 87.40  | 0.60   | 89.40  |  |
| 5.5 Years  | 4.5000%     | 5/2/2018   | 11/2/2023     | Feb                   | 0.00 | 0.00  | 5.50     | 21.00    | 50.10    | 4.15   | 17.50    | 44.50  | 2.50   | 13.00  |  |
| 5.5 Years  | 4.0000%     | 12/17/2019 | 6/17/2025     | Mar                   | 0.00 | 0.00  | 2.00     | 34.53    | 83.72    | 24.48  | 51.60    | 22.01  | 0.05   | 12.00  |  |
| 5.5 Years  | 4.0000%     | 2/5/2020   | 8/5/2025      | Apr                   | 0.00 | 0.00  | 7.50     | 1.05     | 111.50   | 1.20   | 1,972.50 | 1.00   | 0.00   | 40.50  |  |
| 2 Years  | 3.1250%     | 7/24/2020  | 7/24/2024     | May                   | 0.00 | 12.00 | 0.15     | 48.60    | 405.26   | 30.40  | 48.05    | 8.50   | 4.00   | 5.90   |  |
| 1.5 Years  | 3.7407%     | 7/20/2022  | 1/20/2024     | Jun                   | 0.00 | 0.00  | 0.05     | 109.89   | 24.56    | 14.60  | 18.30    | 3.70   | 4.10   | 31.20  |  |
| 1.5 Years  | 5.3000%     | 11/10/2022 | 5/10/2024     | Jul                   | 0.00 | 2.90  | 856.75   | 123.72   | 207.00   | 47.72  | 221.00   | 26.50  | 0.20   | 0.00   |  |
| 1.5 Years  | 6.4250%     | 7/13/2023  | 1/13/2025     | Aug                   | 0.00 | 0.00  | 214.39   | 149.05   | 35.65    | 2.50   | 157.35   | 29.00  | 0.30   | 0.00   |  |
| 5 yrs & 1 mo   | 6.0500%     | 8/20/2024  | 9/20/2029     | Sep                   | 0.00 | 1.60  | 41.50    | 78.75    | 198.80   | 1.01   | 163.20   | 268.49 | 2.80   | 0.00   |  |
| 5 Years  | 6.0000%     | 10/29/2025 | 10/29/2030    | Oct                   | 0.00 | 0.60  | 0.95     | 370.85   | 102.60   | 7.10   | 72.30    | 133.56 | 123.70 | 0.00   |  |
|  |             |            |               | Nov                   | 0.00 | 0.00  | 7.00     | 80.50    | 331.06   | 94.40  | 66.10    | 10.30  | 24.80  | 0.00   |  |
|  |             |            |               | Dec                   | 0.00 | 1.00  | 20.75    | 208.06   | 7.28     | 13.22  | 32.65    | 3.00   | 20.40  | 0.00   |  |
|  |             |            |               | TOTAL                 | 0.00 | 22.10 | 1,156.54 | 1,232.99 | 1,575.83 | 274.18 | 2,857.99 | 637.96 | 183.45 | 192.00 |  |




As of End of June 2026

NOTE: Data contained in these tables is based on data generated by the PDEX Trading System.  
 The PDS Group makes no further representation or warranty regarding the accuracy and completeness thereof.

| TFSPH Fixed Rate Series A Bonds Due 2027 (PHP 2.5B), TFSPH Fixed Rate Series B Bonds Due 2028 (PHP 2.5B) |             |            |               |
|--|-------------|------------|---------------|
| Philippine Dealing & Exchange Corp. (PDEX)   |             |            |               |
| (in million pesos)   |             |            |               |
| Securities Summary   |             |            |               |
| Tenor  | Coupon Rate | Issue Date | Maturity Date |
| 2 Years  | 5.7725%     | 10/21/2025 | 10/21/2027    |
| 3 Years  | 5.9418%     | 10/21/2025 | 10/21/2028    |

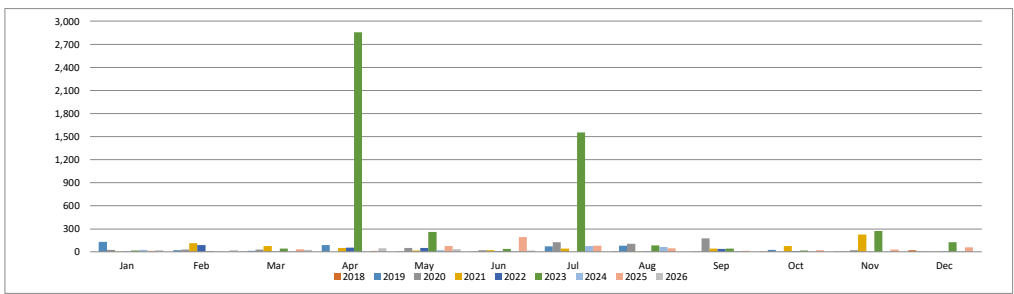
| Monthly Trade Summary |        |      |
|-----------------------|--------|------|
| Month                 | 2025   | 2026 |
| Jan                   | 0.00   | 0.00 |
| Feb                   | 0.00   | 3.60 |
| Mar                   | 0.00   | 0.00 |
| Apr                   | 0.00   | 0.00 |
| May                   | 0.00   | 0.00 |
| Jun                   | 0.00   | 0.00 |
| Jul                   | 0.00   | 0.00 |
| Aug                   | 0.00   | 0.00 |
| Sep                   | 0.00   | 0.00 |
| Oct                   | 123.89 | 0.00 |
| Nov                   | 9.00   | 0.00 |
| Dec                   | 0.00   | 0.00 |
| TOTAL                 | 132.89 | 3.60 |



As of End of June 2026

NOTE: Data contained in these tables is based on data generated by the PDEX Trading System.  
 The PDS Group makes no further representation or warranty regarding the accuracy and completeness thereof.

| UBP LTNCTD DUE 2023 (PHP 3.0 B), UBP BONDS DUE 2020 (PHP 11.0 B), UBP BONDS DUE 2022 (PHP 5.8 B)<br>UBP Series A Unsecured Subordinated Notes Due 2030 Callable in 2025 (PHP 6.8 B)<br>UBP Bonds Due 2023 (PHP 8.115 B), Bonds 2026 (0.885 B), Bonds Due 2023 (PHP 11 B), 2025 (PHP 10.3385 B), 2026 (PHP 7.8295 B), 2026 (PHP 9.2507 B) & 2028 (PHP 6.7493 B)<br>Philippine Dealing & Exchange Corp. (PDEX)<br>(in million pesos) |             |            |               |                       |       |        |        |        |        |          |        |        |        |
|--|-------------|------------|---------------|-----------------------|-------|--------|--------|--------|--------|----------|--------|--------|--------|
| Securities Summary   |             |            |               | Monthly Trade Summary |       |        |        |        |        |          |        |        |        |
| Tenor  | Coupon Rate | Issue Date | Maturity Date | Month                 | 2018  | 2019   | 2020   | 2021   | 2022   | 2023     | 2024   | 2025   | 2026   |
| 5.5 Years  | 4.3750%     | 2/21/2018  | 8/21/2023     | Jan                   | 0.00  | 131.94 | 25.90  | 2.00   | 1.50   | 20.04    | 28.50  | 13.89  | 23.89  |
| 2 Years  | 7.0610%     | 12/7/2018  | 12/7/2020     | Feb                   | 0.00  | 23.59  | 32.78  | 114.14 | 91.00  | 9.00     | 5.30   | 5.50   | 23.56  |
| 3 Years  | 2.7500%     | 12/9/2020  | 12/9/2023     | Mar                   | 1.00  | 13.25  | 29.83  | 78.70  | 1.00   | 46.02    | 8.00   | 36.40  | 28.25  |
| 5.25 Years   | 3.3750%     | 12/9/2020  | 3/9/2026      | Apr                   | 0.00  | 90.00  | 0.00   | 51.50  | 57.86  | 2,857.00 | 6.40   | 13.50  | 47.52  |
| 1.5 Years  | 3.2500%     | 6/2/2022   | 12/2/2023     | May                   | 0.00  | 3.25   | 52.63  | 17.50  | 51.07  | 260.80   | 23.00  | 78.12  | 36.71  |
| 1.5 Years  | 6.5625%     | 12/5/2023  | 6/5/2025      | Jun                   | 0.00  | 4.15   | 22.40  | 25.00  | 12.10  | 39.05    | 9.50   | 195.45 | 20.90  |
| 3 Years  | 6.6800%     | 12/5/2023  | 12/5/2026     | Jul                   | 0.00  | 74.10  | 129.60 | 45.00  | 0.00   | 1,554.10 | 75.90  | 82.10  | 0.00   |
| 1.5 Years  | 5.8800%     | 6/26/2025  | 12/26/2026    | Aug                   | 2.50  | 82.40  | 108.30 | 8.00   | 6.00   | 85.67    | 65.24  | 48.74  | 0.00   |
| 3 Years  | 6.0200%     | 6/26/2025  | 6/26/2028     | Sep                   | 0.00  | 6.30   | 176.20 | 45.00  | 40.00  | 42.26    | 10.00  | 15.20  | 0.00   |
|  |             |            |               | Oct                   | 1.00  | 26.84  | 8.88   | 77.00  | 12.00  | 19.22    | 7.00   | 23.98  | 0.00   |
|  |             |            |               | Nov                   | 0.10  | 7.00   | 21.60  | 227.40 | 4.50   | 273.70   | 4.00   | 33.86  | 0.00   |
|  |             |            |               | Dec                   | 25.00 | 5.35   | 2.00   | 7.90   | 0.02   | 127.70   | 5.75   | 62.01  | 0.00   |
|  |             |            |               | TOTAL                 | 29.60 | 468.17 | 610.12 | 699.14 | 277.05 | 5,334.56 | 248.59 | 608.75 | 180.83 |



As of End of June 2026

NOTE: Data contained in these tables is based on data generated by the PDEX Trading System.  
The PDS Group makes no further representation or warranty regarding the accuracy and completeness thereof.

| UCPB LTNCTD DUE 2016 (PHP 7.67 B), 2017 (PHP 1.85 B)<br>Philippine Dealing & Exchange Corp. (PDEX)<br>(in million pesos) |             |            |               |       |        |        |       |      |      |      |      |
|--|-------------|------------|---------------|-------|--------|--------|-------|------|------|------|------|
| Securities Summary   |             |            |               |       |        |        |       |      |      |      |      |
| Monthly Trade Summary  |             |            |               |       |        |        |       |      |      |      |      |
| Tenor  | Coupon Rate | Issue Date | Maturity Date | Month | 2011   | 2012   | 2013  | 2014 | 2015 | 2016 | 2017 |
| 5 Years  | 6.2500%     | 11/25/2010 | 2/25/2016     | Jan   | 0.00   | 3.68   | 2.80  | 0.00 | 0.00 | 0.00 | 0.00 |
| 5 Years  | 6.2500%     | 8/19/2011  | 11/19/2016    | Feb   | 69.00  | 2.10   | 37.33 | 0.00 | 0.00 | 0.00 | 0.00 |
| 5 Years  | 5.8750%     | 5/21/2012  | 8/21/2017     | Mar   | 2.20   | 6.70   | 14.05 | 0.00 | 0.00 | 0.00 | 0.00 |
|  |             |            |               | Apr   | 0.00   | 6.45   | 12.91 | 0.00 | 0.00 | 0.00 | 0.00 |
|  |             |            |               | May   | 0.05   | 8.99   | 12.05 | 0.00 | 0.00 | 0.00 | 0.00 |
|  |             |            |               | Jun   | 0.00   | 19.50  | 0.00  | 0.00 | 0.00 | 0.00 | 0.00 |
|  |             |            |               | Jul   | 6.80   | 20.19  | 0.00  | 0.00 | 0.00 | 0.00 | 0.00 |
|  |             |            |               | Aug   | 0.95   | 12.00  | 0.00  | 0.00 | 0.00 | 0.00 | 0.00 |
|  |             |            |               | Sep   | 4.00   | 46.35  | 0.00  | 0.00 | 0.00 | 0.00 | 0.00 |
|  |             |            |               | Oct   | 5.55   | 19.96  | 0.00  | 0.00 | 0.00 | 0.00 | 0.00 |
|  |             |            |               | Nov   | 7.35   | 2.80   | 0.00  | 0.00 | 0.00 | 0.00 | 0.00 |
|  |             |            |               | Dec   | 10.80  | 0.00   | 0.00  | 0.00 | 0.00 | 0.00 | 0.00 |
|  |             |            |               | TOTAL | 106.70 | 148.72 | 79.14 | 0.00 | 0.00 | 0.00 | 0.00 |

