

# COVER SHEET

					2	0	5	7	3
--	--	--	--	--	---	---	---	---	---

SEC Registration Number

# METROPOLITAN BANK & TRUST COMPANY

[illegible][illegible][illegible][illegible]

(Company's Full Name)

G	T			T	o	w	e	r		I	n	t	e	r	n	a	t	i	o	n	a	l	,		6	8	1	3							
---	---	--	--	---	---	---	---	---	--	---	---	---	---	---	---	---	---	---	---	---	---	---	---	--	---	---	---	---	--	--	--	--	--	--	--

A	y	a	l	a		A	v	e	.	,		c	o	r	n	e	r		H	.	V	.		D	e	l	a						
---	---	---	---	---	--	---	---	---	---	---	--	---	---	---	---	---	---	--	---	---	---	---	--	---	---	---	---	--	--	--	--	--	--

C	o	s	t	a		S	t	.	,		B	r	g	y	.		B	e	l	-	A	i	r	,		1	2	2	7							
---	---	---	---	---	--	---	---	---	---	--	---	---	---	---	---	--	---	---	---	---	---	---	---	---	--	---	---	---	---	--	--	--	--	--	--	--

[illegible]

(Business Address: No. Street City/Town/Province)

ATTY. JANELLA MARIE R. PANLILIO-AMORANTO

(Contact Person)

8857-9723

(Company Telephone Number)

1	2	3	1
---	---	---	---

Month Day  
(Fiscal Year)

2	0	-	I	S
---	---	---	---	---

(Form Type)

0	4
---	---

2	3
---	---

Month Day  
(Annual Meeting)

NONE
------

(Secondary License Type, If Applicable)

Markets and Securities Regulation  
 Department

Dept. Requiring this Doc.

\_\_\_\_\_

Amended Articles Number/Section

2,919 as of  
March 6, 2025  
Record Date

Total No. of Stockholders

[illegible]

Domestic

of Borrowings

Foreign

To be accomplished by SEC Personnel concerned

--	--	--	--	--	--	--	--	--

File Number

LCU

--	--	--	--	--	--	--	--	--

Document ID

Cashier

STAMPS

Remarks: Please use BLACK ink for scanning purposes.

SEC Number 20573  
File Number\_\_\_\_\_

---

**METROPOLITAN BANK & TRUST COMPANY**

---

**(Company's Full Name)**

**GT Tower International, 6813 Ayala Ave., corner H.V. Dela Costa St., Brgy. Bel-Air,  
1227, Makati City**

---

**(Company's Address)**

**8898-8000**

---

**(Telephone Number)**

**December 31**

---

**(Fiscal year ending)**

---

**FORM 20-IS**

**(Form Type)**

---

**(Amendment Designation, if applicable)**

**March 18, 2025**

---

**(Period Ended Date)**

**None**

---

**(Secondary License Type and File Number)**



**Annual Stockholders' Meeting**

**April 23, 2025**

**2:00 P.M.**

**Via Cisco Webex**

**AGENDA**

1. Call to Order
2. Certification of Notice and Quorum
3. Approval of the Minutes of the Annual Meeting Held on April 24, 2024
4. President's Report to the Stockholders
5. Ratification of All Acts and Resolutions of the Board of Directors, Management and All Committees from April 24, 2024 to April 22, 2025
6. Election of Directors for 2025-2026
7. Appointment of External Auditors for 2025-2026
8. Other Matters
9. Adjournment

*Record Date.* Stockholders of record as of March 06, 2025 shall be entitled to attend and vote at the Meeting.

Stockholders may attend the Meeting either through remote communication or by proxy. The Meeting will be recorded. All votes cast shall be subject to the validation of SGV & Co.

*Registration, Joining and Voting Procedures for the ASM.*

*Pre-Registration.*

Stockholders intending to participate by remote communication should pre-register by sending an email to [ASMregistration@metrobank.com.ph](mailto:ASMregistration@metrobank.com.ph) on or before April 14, 2025 together with the following requirements:

*For Certificated Stockholders:*

**(a) Individual Stockholders**

- i. A scanned copy of the Stockholder's valid government-issued ID showing photo, signature and personal details, preferably with residential address (in JPG format). The file size should be no larger than 2MB;
- ii. A valid and active e-mail address and contact number;
- iii. Electronically-signed documents are accepted pursuant to relevant laws.

**(b) Corporate Stockholders**

- i. A Secretary's Certificate attesting to the authority of the representative to participate by remote communication for, and on behalf of the Corporation (in JPG format). The file size should be no larger than 2MB;

- ii. A scanned copy of the valid government-issued ID of the Stockholder's representative showing photo, signature and personal details, preferably with residential address (in JPG format). The file size should be no larger than 2MB;
- iii. A valid and active e-mail address and contact number of the Stockholder's representative;
- iv. All documentary requirements must be notarized.

**(c) Stockholders under Joint Accounts**

In addition to the above requirements, a scanned copy of an authorization letter signed by all Stockholders jointly owning the shares designating who among them is authorized to cast the vote for the account, has to be submitted. The authorization letter must also be in a digital, JPG format with a file size no larger than 2MB.

*For Stockholders under PCD Participant/Broker account or "Scripless Shares"*

- i. A broker certification on the Stockholder's number of shareholdings (in JPG format). The file size should be no larger than 2MB;
- ii. A scanned copy of the Stockholder's valid government-issued ID showing photo, signature and personal details, preferably with residential address (in JPG format). The file size should be no larger than 2MB;
- iii. A valid and active e-mail address and contact number.

**Important Notes:** The Company shall continue to accept documents executed by individual stockholders via electronic signature pursuant to relevant laws. However, documents required to be submitted by corporations (such as Secretary's Certificate and Broker's Certification) must be notarized. The Company reserves the right to request additional information, including submission of original signed and notarized copies of these documents at a later time. Incomplete or inconsistent information may result in an unsuccessful event registration. As a result, such Stockholders who are unable to provide the foregoing may not be allowed to participate in the virtual ASM.

Successful registrants will receive an email with the event details from the following addresses:

Email address	Information/Instructions to be received
<a href="mailto:ASMregistration@metrobank.com.ph">ASMregistration@metrobank.com.ph</a>	An electronic invitation with complete guide on how to join the Meeting.  Note: You will be asked to click a link which will lead you to the WEBEX registration page. As in any streaming platform, only your name and email address will be asked. You are not required to give any other personal information.
<a href="mailto:messenger@webex.com">messenger@webex.com</a>	Official WEBEX event link





For registration concerns and questions related to the meeting and about Metrobank, please get in touch with us through [ASMregistration@metrobank.com.ph](mailto:ASMregistration@metrobank.com.ph).

*Proxy.*

Stockholders who are unable to join the virtual Meeting may appoint an authorized representative on their behalf, download, fill-up and sign the sample Proxy Form found on <https://www.metrobank.com.ph/annual-stockholders-meeting-2025> and send a copy to [ASMregistration@metrobank.com.ph](mailto:ASMregistration@metrobank.com.ph) on or before Monday, April 14, 2025.

The submitted proxies are subject to the joint validation of the Company's Stock and Transfer Agent and SGV and Co.

*Questions About the Meeting and the Company.*

You may send your questions regarding the conduct of the Meeting and the Company to [investor.relations@metrobank.com.ph](mailto:investor.relations@metrobank.com.ph).

*Electronic Copies of Relevant Documents.*

Pursuant to SEC Notice dated February 22, 2024, copies of the Notice of Meeting, Definitive Information Statement and other related documents in connection with the Meeting may be accessed through the Company's website <https://metrobank.com.ph/annual-stockholders-meeting-2025> and through the PSE Edge Portal <https://edge.pse.com.ph>.



**REGIS V. PUNO**  
Corporate Secretary

**Annual Meeting of the Stockholders**  
April 23, 2025 at 2:00 P.M.  
VIRTUAL MEETING

**EXPLANATORY NOTES TO AGENDA ITEMS THAT WILL BE SUBMITTED FOR RATIFICATION  
/ APPROVAL OF THE STOCKHOLDERS**

**Agenda Item 1**

Call to order

At 2:00 in the afternoon on April 23, 2025, Mr. Arthur V. Ty, Chairman of the Metrobank Board of Directors, will call the Meeting to order.

**Agenda Item 2**

Certification of Notice and Quorum

The Corporate Secretary, Atty. Regis V. Puno, will certify that the Notice for the 2025 Annual Stockholders Meeting has been duly published and distributed to the Stockholders as of Record Date of March 06, 2025 pursuant to existing regulations of the Securities and Exchange Commission (SEC). He will also attest whether the required quorum is present for the transaction of the business included in the Agenda.

**Agenda Item 3**

1. Approval of the following Minutes of the Annual Meeting of Stockholders held on April 24, 2024:

- i. *Call to Order and Certification of Quorum. The meeting was called to order by Chairman Arthur Ty at 2:00 in the afternoon. The Corporate Secretary, Regis V. Puno, certified that there were 2,876,708,571 common shares actually present in person or by proxy, out of the 4,497,415,555 common shares outstanding. This constituted 63.96% of the outstanding capital stock.*

*Voting Results Per Resolution*

- ii. *Approval of the Minutes of the Annual Stockholders' Meeting held on April 26, 2023 via the following:*

*100% of shareholders virtually present and represented voted in favor of the proposal, none voted against none abstained.*

**RESOLUTION NO. 083-MBTC-SH-2024**

**RESOLVED**, that the Minutes of the Annual Stockholders' Meeting on April 26, 2023 are hereby approved.

- iii. *President's Report on the performance of Metrobank for 2023, as further detailed in the Annual Report for 2023.*

*During the Meeting, the Host-Moderator Minda A. Olonan selected questions received via email and/or sent via the Q&A panel at [ASMRegistration@metrobank.com.ph](mailto:ASMRegistration@metrobank.com.ph)*

1. *From Peter Kierman of the Energy Transition- Asia Research & Engagement*

a. *Does the Bank plan to commit to a net zero target by 2050 for its financed emissions?*

*President Dee replied that Metrobank plans to commit to a net zero target by 2050 for its financed emissions and is embarking on engaging a third-party consultant to help in the process.*

b. *Does the Bank plan to develop a policy on financing of the thermal coal sector?*

*President Dee replied in the affirmative adding that the process is ensured to be aligned with the government's power development program.*

2. *From Sherilyn Jacobe:*

*What is the outlook for the Banks NPLs?*

*President Dee discussed that the Bank's current portfolio quality is strong with an NPL ratio of only 1.7%, which is well below industry average. He also added that adequate provisioning coverage for these NPLs allows management to focus on growth objectives for both Commercial and Consumer loan business.*

3. *From Maribel Sanchez:*

*What would be the drivers to further improving Metrobank's profitability in the medium term?*

*President Dee replied that on the asset side, the Bank plans to grow its portfolio by 1 ½ to 2 times that of GDP. For Commercial Loans, he stated that this would be made possible through increased coverage, saturation of the market and providing better products and services for clients. On the Consumer loans side, there will be more efforts placed in digital platforms using data analytics to prospect customers better, offer finer products and enable clients to avail significant Bank's services online. On the cost side of things, President Dee maintains that the Bank will continuously improve on its operating efficiencies, including streamlining processes and increase automation to drive down cost to income. Lastly, he reiterated the commitment to continue to optimize capital with the regular annual capital review to balance growth objectives and shareholder returns.*

4. *From Joselito Dela Rosa:*

*What is Metrobank's branch strategy? Will Metrobank open more branches?*

*For 2024, President Dee disclosed that there are plans to open fifteen (15) new branches while continuing to optimize the existing ones. He also emphasized that in a developing country, the complementation of both brick and mortar and digital platforms are essential to adequately address different segments of the Bank's customers.*

iv. *Ratification of All Acts and Resolutions of Management, Board and Management Committees including among others, the approval April 26, 2023 to April 23, 2024.*

*99.9% of shareholders virtually present and represented voted in favor, 0.01% voted against while 0.09% abstained.*

**RESOLUTION NO. 084-MBTC-SH-2024**

**RESOLVED**, that all acts, transactions and resolutions of Management, Board and Management Committees and the Board of Directors, including among others, the approval of loans, investments, new Bank products and services and related

party transactions, from April 26, 2023 to April 23, 2024, are hereby ratified and confirmed.

v. *Election of Twelve (12) Directors for the Year 2024 - 2025*

*Mr. Juan Miguel L. Escaler of the Nominations Committee, explained that the Nominations Committee and the Corporate Governance and Compensation Committee chaired by Atty. Angelica H. Lavares had jointly evaluated the qualifications of all nominees to the Board of Directors, and that the Committees found that the nominees had all the qualifications and none of the disqualifications prescribed by law and regulations, and that out of the twelve(12) nominees, five(5) were nominated as independent directors. Twelve (12) directors were elected for the year 2024-2025:*

*Each Director received at least 98.35% votes from shareholders present and represented.*

**RESOLUTION NO. 085-MBTC-SH-2024**

*RESOLVED, that the following are hereby elected as directors of Metrobank effective immediately and until the successors are elected and qualified:*

1)	Mr. Arthur Ty	7)	Mr. Jose Vicente L. Alde
2)	Mr. Francisco C. Sebastian	8)	Mr. Edgar O. Chua*
3)	Mr. Fabian S. Dee	9)	Ms. Angelica H. Lavares*
4)	Mr. Alfred V. Ty	10)	Mr. Philip G. Soliven*
5)	Mr. Vicente R. Cuna, Jr.	11)	Mr. Marcelo C. Fernando, Jr.*
6)	Mr. Solomon S. Cua	12)	Mr. Juan Miguel L. Escaler*

*\* Independent directors*

vi. *Appointment of Sycip Gorres Velayo & Co. as External Auditors via the following:*

*97% of shareholders virtually present and represented voted in favor, 3% voted against while none abstained.*

**RESOLUTION NO. 086-MBTC-SH-2024**

*RESOLVED, that as recommended by the Audit Committee and approved by the Board of Directors, Sycip Gorres Velayo & Co. is hereby appointed as the External Auditors of Metrobank for the year 2024.*

*There being no other matters for discussion, the meeting was adjourned.*

**Agenda Item 4**

President's Report to the Stockholders

The President will report the highlights of Metrobank's Performance for the year 2024.

**Agenda Item 5**

Ratification of Corporate Acts

The matters for ratification include all acts, transactions and resolutions of the Board of Directors, management and all Committees done in the ordinary course of business from April 24, 2024 until April 22, 2025, including, among others, the approval of loans, investments, new Bank products and services and significant related party transactions as reflected in the Definitive Information Statement.

### **Agenda Item 6**

#### Election of Directors for 2025-2026

The persons listed in the table below have been nominated to become directors for 2025-2026. All directors are elected for a term of one year and until their successors shall have been elected and qualified. The table below indicates their current board position (Chairman, Vice-Chairman, President, Director, Independent Director) board committee assignments, age, academic qualification, date of first appointment, experience, and directorships in other listed companies. All nominees are incumbent directors of Metrobank.

<b>Name</b>	<b>Experience</b>
ARTHUR TY Chairman Chairman, Executive Committee Member, Anti-Money Laundering Committee Adviser, Corporate Governance and Compensation Committee Information Technology Steering Committee	<p>Mr. Arthur Ty, Filipino, 58 years old, has been the Chairman of Metrobank since 2012. He was the Bank's President from 2006 to 2012. He has been the Director of GT Capital Holdings, Inc. (GTCAP) since 2007, Chairman of Metropolitan Bank China (Ltd.) (MBCL) since 2010 and Vice-Chairman of Philippine Savings Bank (PSBank) since 2001. He was the Chairman of GTCAP from 2016 to 2022 and Vice-Chairman of First Metro Investment Corporation (FMIC) from 2012 to 2020. He earned his Bachelor of Science degree in Economics at the University of California, Los Angeles and obtained his Masters in Business Administration degree from Columbia University, New York.</p> <p>He is married to Zandra M. Ty, Metrobank First Vice-President. His brother Alfred Ty is a Director of the Bank.</p>
FRANCISCO C. SEBASTIAN Vice-Chairman Chairman, Overseas Banking Committee Vice-Chairman, Executive Committee Adviser, Risk Oversight Committee	<p>Mr. Francisco C. Sebastian, Filipino, 70 years old, has been the Vice-Chairman of the Bank since 2006. He is currently the Chairman of GTCAP since May 2022. He joined the Metrobank Group in 1997 as FMIC President and held this position for 13 years until he was appointed as FMIC Chairman from 2011 to 2022. He was the Chairman of GTCAP from 2014 to April 2016 and Vice-Chairman from 2016 to May 2022. He earned his AB degree in Economics, Magna Cum Laude, from the Ateneo de Manila University in 1975.</p>
FABIAN S. DEE President Member, Executive Committee Information Technology Steering Committee Trust Committee	<p>Mr. Fabian S. Dee, Filipino, 62 years old, became President of Metrobank in 2012. Before becoming President, he headed the National Branch Banking Sector (2006-2012), Account Management Group (2002-2006) and Marketing Center (2001-2002) of Metrobank. He has been a Trustee of Metrobank Foundation, Inc. (MBFI) since 2012; Director of Bancnet since 2015 and President of Bancnet, Inc. since April 16, 2021 and Vice Chairman and Director of FMIC since 2024. He is the Director of Bankers Association of the Philippines from March 2024 to present, from March 2014 to March 2018 and from March 2019 to March 2023. He was the Chairman and Director of Metrobank Card Corporation (MCC) from 2006 to January 2020; Chairman of Metro Remittance Singapore PTE Ltd. from 2010 to 2019; Chairman of LGU Guarantee Corporation from 2017 to 2019; Chairman of SMBC Metro Investment Corporation (SMBC Metro) from 2014 to 2017; He holds a degree in Management Engineering from the Ateneo de Manila University.</p>

Name	Experience
<p>ALFRED V. TY Director Member, Overseas Banking Committee</p>	<p>Mr. Alfred V. Ty, Filipino, 57 years old, became a director of Metrobank in September 2015. He has been the Chairman of Toyota Motor Philippines Group of Companies since 2019 and Federal Land Group of Companies since 2016. He has been the Vice-Chairman of Metro Pacific Investment Corp. since March 2018 and GTCAP since 2012. He graduated with a Bachelor of Science degree in Business Administration from the University of Southern California in 1989.</p> <p>His brother Arthur Ty is the Chairman of the Bank. He is the brother-in-law of Zandra M. Ty, Metrobank First Vice-President.</p>
<p>VICENTE R. CUNA, JR. Director Chairman, Information Technology Steering Committee Member, Executive Committee Adviser, Risk Oversight Committee</p>	<p>Mr. Vicente R. Cuna, Jr., Filipino, 62 years old, became a director of Metrobank in 2014. He has been the Head of the Enterprise Services Sector of Metrobank since 2018 and Chairman of PSBank since April 2023. Prior to this, he was the Vice-Chairman from April 2018 to 2023 and President from 2013 to 2018 of PSBank; Head of Institutional Banking Sector (2012-2013) and Corporate Banking Group (2006-2012) of Metrobank. He was the Director of FMIC from 2011 to 2015 and Chairman of ORIX Metro Leasing and Finance Corporation (ORIX Metro) from 2016 to 2022. He graduated from De La Salle University with a degree in AB Economics.</p>
<p>SOLOMON S. CUA Director Member, Audit Committee Overseas Banking Committee</p>	<p>Mr. Solomon S. Cua, Filipino, 69 years old, is a former Undersecretary of the Department of Finance. He became a director of Metrobank in 2018. He is currently the Chairman of Philippine AXA Life Insurance Corporation (AXA Philippines) since April 2010. He was the Chairman of Charter Ping An Insurance Corporation from April 2016 to December 2022. He has been the Vice-Chairman since June 2012 and Director since 2001 of Philippine Racing Club, Inc.; Adviser of MBCL since 2018 and Director of Grand Titan Capital Holdings, Inc. since 2011. He is also the President/Director of SC &amp; SSC Holdings, Inc. since 2015 and Director/Treasurer of Palm Integrated Commodities, Inc. since 2011. He obtained his Bachelor of Arts (Mathematical Sciences and Economics) in University of Melbourne, Australia; Bachelor of Law in University of Queensland, Australia and Masters of Laws in London School of Economics &amp; Political Science, England.</p>
<p>JOSE VICENTE L. ALDE Director Member, Anti-Money Laundering Committee Information Technology Steering Committee Risk Oversight Committee Trust Committee</p>	<p>Mr. Jose Vicente L. Alde, Filipino, 58 years old, became a director of Metrobank in 2022. He is the Chairman of First Metro Insurance and Reinsurance Brokers, Inc (FMIRBI) since May 2024, President of PSBank since 2018 and Director of PSBank since 2016. He is also the Chairman of Sumisho Finance Corporation and a Trustee of Chamber of Thrift Banks. He also served as Director of MCC from 2015 to 2016 and also held various executive positions in ABN AMRO Bank from 1995 to 2007. He holds a Bachelor's Degree, Cum Laude, in Computer Science from the University of the Philippines and a Master's Degree in Business Management from the Asian Institute of Management (AIM).</p>



Name	Experience
<p><b>EDGAR O. CHUA</b> Independent Director Chairman, Audit Committee Member, Anti-Money Laundering Committee Nominations Committee Related Party Transactions Committee</p>	<p>Mr. Edgar O. Chua, Filipino, 68 years old, became an independent director of Metrobank in 2017. He is currently an Independent Director of Shell Philippines Corporation since May 2024 and JG Summit Olefins Corporation since September 2022 and the Chief Executive Officer of Amber Kinetics, Inc. He has been an Independent Director of First Gen since 2021, PhilCement since 2019 and PHINMA. He is also the Chairman of Philippine Eagle Foundation and De La Salle Philippines since 2017 and Makati Business Club since 2016 and Ramon Magsaysay Award Foundation. He is also the Board Advisor of Mitsubishi Motors Phil. Corp. and Coca Cola Bottlers Philippines and was the Country Chairman of Shell companies in the Philippines from September 2003 to October 2016. He holds a degree in BS Chemical Engineering from De La Salle University in 1978 and attended various international seminars and courses including the senior management course at INSEAD in Fontainebleau, France. He was also conferred a Doctor of Humanities Honoris Causa by De La Salle Araneta University in 2018.</p>
<p><b>ANGELICA H. LAVARES</b> Independent Director Chairman, Anti-Money Laundering Committee Corporate Governance and Compensation Committee Member, Audit Committee Related Party Transactions Committee</p>	<p>Ms. Angelica H. Lavares, Filipino, 71 years old, is a Teaching Fellow at the Institute of Corporate Directors. She became an independent director of Metrobank and Prulife in 2019. She has been an adviser/consultant of the Bank of Commerce since 2015. She was also the Head of Strategic Support Group of Bank of Commerce from 2009 to 2015. Prior to joining Bank of Commerce, she served as Chief Legal Counsel (2003 to 2007), concurrent Chief Compliance Officer and Chief Legal Officer - Legal Services Department (2007 to 2009) and Assistant Corporate Secretary (2007-2009) of Metrobank. She was also the Chief Legal Counsel and Head of Legal Services Division for United Coconut Planters Bank (UCPB) from 1999 to 2002 acting concurrently as its Head for Human Resource Division. She obtained her degree in AB Psychology, Cum Laude, from St. Theresa's College, QC in 1973 and Bachelor of Laws, First Honorable Mention, from the University of the Philippines in 1981.</p>
<p><b>PHILIP G. SOLIVEN</b> Lead Independent Director Chairman, Related Party Transactions Committee Trust Committee Member, Nominations Committee Risk Oversight Committee</p>	<p>Mr. Philip G. Soliven, Filipino, 64 years old, is the Lead Independent Director of Metrobank. He became an independent director of Metrobank in 2020. He is also an independent director of Century Pacific Food, Inc. a PSE Index Company since 2023; Vice Chairman of Multico Prime Power Inc. and Treasurer and Director of The American Chamber of Commerce of the Philippines. He was the former President and Chairman of Cargill Philippines, Inc.; President of Philippine Bio-Industries; and Director of C-Joy Poultry Meats, Inc. He began his professional career with the First National Bank of Boston, in Manila, Philippines branch as foreign exchange trader. He moved to the Bank of Boston's corporate headquarters in Boston, Massachusetts in 1984 to assume a role within corporate banking. In 1985, he was assigned to Hong Kong as manager of the Bank's corporate banking business where he occupied a number of positions across Corporate Loan Recovery, Treasury Sales-Foreign Exchange, Debt Trading and Trade Services. He relocated to Singapore in 1991 as Vice-President for Corporate Banking covering corporate banking clients in Singapore, Indonesia and Thailand. Apart from his professional affiliations, he holds Directorships in non-profit institutions such as The Rotary Club of Makati and the Advancement for Rural Kids. He holds a degree in Business Management from the Ateneo de Manila University.</p>

Name	Experience
<b>MARCELO C. FERNANDO, JR.</b> Independent Director Chairman, Risk Oversight Committee Member, Corporate Governance and Compensation Committee Nominations Committee Trust Committee	Mr. Marcelo C. Fernando, Jr., Filipino, 64 years old became an independent director of Metrobank in 2021. He has been a Director of the AIC Group of Companies Holding Corp. since September 2018 and was the Senior Vice President for Group Treasury of SM Investments Corporation from 2015 to 2020. He was the Managing Director of Citibank, N.A. Philippines from 1986 to 2015 and has also served as Country Treasurer in the Philippines and in Thailand. He was the Managing Director and had regional responsibilities as Citibank's Markets Head for the ASEAN cluster. He obtained his Bachelor of Arts Degree in Economics in 1982 from the University of the Philippines, Diliman (Cum Laude) and graduated with Distinction from the Asian Institute of Management's Master's in Business Management program in 1986. Mr. Fernando obtained his Fellowship from the Institute of Corporate Directors (ICD) in 2015.
<b>JUAN MIGUEL L. ESCALER</b> Independent Director Chairman, Nominations Committee Member, Corporate Governance and Compensation Committee Information Technology Steering Committee	Mr. Juan Miguel L. Escaler, Filipino, 58 years old, became an Independent Director of Metrobank in 2022. He is the Country CEO and Director of Trusting Social AI Philippines. He also holds several Directorship positions in other companies like PASUDECO, Pointwest Technologies, Inc. and M. De Leon Inc. He was a former Co-Head of Investment Banking at Credit Suisse Philippines from 2012 to 2017 and an Executive Director at Goldman Sachs Singapore from 2008 to 2012. His vast banking experience includes his previous roles in Merill Lynch Singapore as Director, ING Bank Manila as Vice President, and ING Bank New York as trader. He holds a degree in BS Management, with Honors from the Ateneo De Manila University and an MBA from Columbia University.

The following were nominated as Independent Directors, namely, Mr. Edgar O. Chua, Atty. Angelica H. Lavares, Mr. Philip G. Soliven, Mr. Marcelo C. Fernando, Jr. and Mr. Juan Miguel L. Escaler. The corresponding Certificates that they have individually executed as independent director-nominees are attached as EXHIBITS 1,2 3, 4 & 5 of the Information Statement.

### **Agenda Item 7**

#### **Appointment of External Auditors**

SyCip Gorres Velayo & Co., CPAs (SGV) has been the external auditors of the Bank since 1962. Representatives of SGV are expected to be present at the Meeting and will have the opportunity to make a statement if they desire to do so, and will be available to answer appropriate questions from the stockholders.

Mr. Miguel U. Ballelos, Jr., SGV Partner, reviewed/audited the Group's financial statements as of December 31, 2024 and 2023 and for each of the three years ended December 31, 2024. In compliance with the amended SRC Rule 68 (3) (b) (ix), the signing partners are rotated after every five years reckoned from the year 2002 (increased to seven years effective August 2019 per Professional Regulatory Board of Accountancy Resolution No. 53, Series of 2019).

The Bank intends to retain SGV as its external auditors for the year 2025 and is submitting the same to the stockholders for ratification as endorsed by the Audit Committee with the approval of the Board of Directors.

**Agenda Item 8**

Other Matters

The Stockholders may raise questions and comments as may be relevant to the Annual Stockholders Meeting.

**Agenda Item 9**

Adjournment

After consideration of all business in the Agenda, the Chairman will adjourn the 2025 Annual Stockholders Meeting.

## P R O X Y <sup>1</sup>

The undersigned stockholder of Metropolitan Bank & Trust Company (Metrobank) hereby appoint/s \_\_\_\_\_ <sup>2</sup> or in his absence, the Chairman of the meeting, as my/our proxy, to act for me/us and on my/our behalf at the Metrobank Annual Stockholders' Meeting to be held on April 23, 2025 (and as may be rescheduled and / or adjourned) and to vote for me/us as indicated below or, if no such indication is given, as my/our proxy thinks fit:

	RESOLUTION	FOR	AGAINST	ABSTAIN
1	Approval of the Minutes of the Annual Meeting held on April 24, 2024			
2	Ratification of all Acts and Resolutions of the Board of Directors, Management and All Committees from April 24, 2024 to April 22, 2025			
3	Election of Directors for 2025-2026 1. Arthur Ty 2. Francisco C. Sebastian 3. Fabian S. Dee 4. Alfred V. Ty 5. Vicente R. Cuna, Jr. 6. Solomon S. Cua 7. Jose Vicente L. Alde 8. Edgar O. Chua 9. Angelica H. Lavares 10. Philip G. Soliven 11. Marcelo C. Fernando, Jr. 12. Juan Miguel L. Escaler			
4	Appointment of External Auditor ( <b>Sycip Gorres Velayo &amp; Co.</b> )			

Signature \_\_\_\_\_  
Print Name \_\_\_\_\_  
Contact Number \_\_\_\_\_  
Email Address \_\_\_\_\_

Date \_\_\_\_\_

<sup>1</sup> For proxy sent via email, to be valid, a scanned copy of this proxy must be emailed on or before **April 14, 2025** to [ASMregistration@metrobank.com.ph](mailto:ASMregistration@metrobank.com.ph)

<sup>2</sup> If no name is provided, the Chairman of the Meeting will act as the proxy.

THIS PROXY NEED NOT BE NOTARIZED.

**SECURITIES AND EXCHANGE COMMISSION  
SEC Form 20-IS**

**Information Statement Pursuant to Section 20  
of the Securities Regulation Code**

1. Check the appropriate box:

☐ Preliminary Information Statement  
☒ Definitive Information Statement

2. Name of Registrant as specified in its charter **METROPOLITAN BANK & TRUST COMPANY**
3. Province, country, or other jurisdiction of incorporation or organization **Metro Manila, Philippines**
4. SEC Identification Number **20573**
5. BIR Tax Identification Code **000-477-863**
6. Address of principal office **GT Tower International  
6813 Ayala Ave., corner H.V. Dela Costa St., Brgy.  
Bel-Air, Makati City **1227**  
Postal Code**

7. Registrant's telephone number, including area code **(632) 8898-8000; (632) 8857-9723**

8. Date, time and place of the meeting of security holders

**April 23, 2025, 2:00 PM. There is no physical venue for the Meeting which will  
be held on purely virtual mode.**

9. Approximate date on which the Information Statement is first to be sent or given to security holders

**March 27, 2025**

10. Securities registered pursuant to Sections 4 and 8 of RSA (information on number of shares and amount of debt is applicable only to corporate registrant):

Title of Each Class	Number of Shares of Common Stock Outstanding
<b><u>Common Shares</u></b>	<b><u>4,497,415,555</u></b>

11. Are any or all of registrant's securities listed on the Philippine Stock Exchange?

Yes ☒ No ☐

12. If yes, disclose the name of such Stock Exchange and the class of securities listed therein:

Stock Exchange	:	Philippine Stock Exchange
Class of Securities	:	Common Shares

## **A. GENERAL INFORMATION**

### **Item 1. Date, Time, and Place of Meeting of Security Holders**

Date : April 23, 2025

Time : 2:00 P.M.

Place : There is no physical venue for the Meeting which will be held on purely virtual mode.

Mailing Address : GT Tower International, 6813 Ayala Ave., corner H.V. Dela Costa St., Brgy. Bel-Air, 1227, Makati City, Metro Manila

The approximate date on which the Information Statement is first to be sent or given to security holders is on March 27, 2025.

**WE ARE NOT ASKING YOU FOR A PROXY AND  
YOU ARE REQUESTED NOT TO SEND US A PROXY.**

### **Item 2. Dissenter's Right of Appraisal**

There is no matter included in the Agenda of the Annual Stockholders' Meeting ("Meeting") which may give rise to the exercise by the stockholders of the right of appraisal.

In general, any stockholder of a corporation shall have the right to dissent and demand payment of the fair value of his shares in case any amendment to the articles of incorporation has the effect of changing or restricting the rights of any stockholder or class of shares, or of authorizing preferences in any respect superior to those of outstanding shares of any class, or of extending or shortening the term of corporate existence. Appraisal right is also available in case of merger or consolidation, sale, lease, exchange, transfer, mortgage, pledge or other disposition of all or substantially all of the corporate property and assets of the corporation.

In the above instances, the appraisal right may be exercised by any stockholder who shall have voted against the proposed corporate action by making a written demand on the corporation for payment of the fair value of his shares within thirty (30) days after the date on which the vote was taken: Provided, that failure to make the demand within such period shall be deemed a waiver of the appraisal right. If the proposed corporate action is implemented or effected, the corporation shall pay to such stockholder, upon surrender of the certificate(s) of stock representing his shares, the fair value thereof as of the day prior to the date on which the vote was taken, excluding any appreciation or depreciation in anticipation of such corporate action.

### **Item 3. Interests of Certain Persons in or Opposition to Matters to be Acted Upon**

- (a) No director, officer or nominee for election as director, or any associate of the foregoing persons has any substantial interest, direct or indirect, by security holdings or otherwise, which needs to be acted upon during the Meeting, other than the election of the nominees to the 2025-2026 Board of Directors.
- (b) No director has informed Metrobank that he intends to oppose any action to be taken up at the Meeting.

## **B. CONTROL AND COMPENSATION INFORMATION**

### **Item 4. Voting Securities and Principal Holders Thereof**

(a) Number of shares outstanding as of March 6, 2025	:	4,497,415,555 shares
Number of votes entitled	:	One (1) vote per share



- (b) Record date to determine stockholders entitled to notice and to vote at the regular meeting : March 6, 2025
- (c) Number of holders as of March 6, 2025 : 2,919 holders

All of the securities of the issuer are listed in the Philippine Stock Exchange (PSE).

(d) Election of Directors

Majority vote is required for the election of directors. Stockholders shall have the right to cumulative voting. Cumulative voting is allowed provided that the total number of votes cast by a stockholder does not exceed the number of shares registered in his name in the books of Metrobank as of the record date multiplied by the number of directors to be elected. There is no condition precedent to the exercise of the right to cumulative voting.

(e) Security Ownership of Certain Record and Beneficial Owners and Management

(1) Security Ownership of Certain Record and Beneficial Owners

As of March 6, 2025, the following stockholders own more than 5% of the common shares of stock:

	Class of Shares	Name, address of record owner and relationship with issuer	Name of Beneficial Owner and Relationship with Record Owner	Citizenship	No. of Shares Held	Percentage
1	Common	<b>GT CAPITAL HOLDINGS, INC.</b>  Stockholder  43/F GT Tower International Ayala Avenue Corner H.V. Dela Costa Street, Makati City  <i>Arthur Ty is authorized to vote the shares of GT Capital Holdings, Inc.(GTCAP) in Metrobank.</i>	Beneficial and Record Owner  <i>The following persons own more than 5% of the outstanding voting shares of GTCAP as of March 6, 2025:</i>  <i>Grand Titan Capital Holdings, Inc. – 55.93%</i>  <i>PCD Nominee Corporation (Non-Filipino) – 20.61%</i>  <i>PCD Nominee Corporation (Filipino) – 23.02%</i>  <i>GTCAP is a publicly-listed company that is majority-owned and controlled by the family of the late George S.K. Ty through Grand Titan Capital Holdings, Inc.</i>	Filipino	1,674,025,950	37.222%

Class of Shares		Name, address of record owner and relationship with issuer	Name of Beneficial Owner and Relationship with Record Owner	Citizenship	No. of Shares Held	Percentage
2	Common	<b>PCD NOMINEE CORPORATION (Filipino)</b>  29 <sup>th</sup> Floor, BDO Equitable Tower, 8751 Paseo de Roxas, 1226, Makati City	Various Scripless Stockholders  <i>There is no participant of PCD who holds more than 5% of the common stock of Metrobank.</i>	Filipino	1,258,818,360	27.990%
3	Common	<b>PCD NOMINEE CORPORATION (Non-Filipino)</b>  29 <sup>th</sup> Floor, BDO Equitable Tower, 8751 Paseo de Roxas, 1226, Makati City	Various Scripless Stockholders  <i>There is no participant of PCD who holds more than 5% of the common stock of Metrobank.</i>	Foreign	930,052,691	20.680%
<b>TOTAL</b>					<b>3,862,897,001</b>	<b>85.892%</b>

PCD Nominee Corporation (Filipino and Non-Filipino) (PNC) is a wholly-owned subsidiary of the Philippine Central Depository (PCD) and acts as trustee-nominee for all shares lodged in the PCD system where trades effected on the PSE are finally settled and lodged. Persons who opt to trade through the PCD do not receive stock certificates as an evidence of ownership as trading using the PCD is completely scripless. Beneficial ownership of shares lodged with the PCD remains with the lodging stockholder.

(2) Security Ownership of Directors and Management

As of March 6, 2025, the registrant's directors and officers as a group held a total of 34,969,001 common voting shares, broken down as follows:

Class of Shares		Name of Beneficial Owner	Beneficial Ownership		Citizenship	Percent of Class
			No. of Shares	Nature		
Directors (12)						
1	Common	ARTHUR TY	15,627,513	Direct	Filipino	0.347
2	Common	FRANCISCO C. SEBASTIAN	1,445,283	Direct	Filipino	0.032
3	Common	FABIAN S. DEE (a)	734	Direct	Filipino	0.000
4	Common	ALFRED V. TY	17,087,722	Direct	Filipino	0.380
5	Common	VICENTE R. CUNA, JR. (b)	129	Direct	Filipino	0.000
6	Common	SOLOMON S. CUA	113	Direct	Filipino	0.000
7	Common	JOSE VICENTE L. ALDE	100	Direct	Filipino	0.000
8	Common	EDGAR O. CHUA (c)	113	Direct	Filipino	0.000
9	Common	ATTY. ANGELICA H. LAVARES (c)	113	Direct	Filipino	0.000
10	Common	PHILIP G. SOLIVEN (c)	30,100	Direct	Filipino	0.001
11	Common	MARCELO C. FERNANDO, JR. (c)	100	Direct	Filipino	0.000
12	Common	JUAN MIGUEL L. ESCALER (c)	100	Direct	Filipino	0.000
Sub-total			34,192,120			0.760

- (a) Director and President  
(b) Director and Senior Executive Vice-President  
(c) Independent Directors

Class of Shares		Name of Beneficial Owner	Beneficial Ownership		Citizenship	Percent of Class
			No. of Shares	Nature		
Officers-Sector and Group Heads (32)						
Senior Executive Vice-Presidents (2)						
1	Common	JOSHUA E. NAING	339,000	Direct	Filipino	0.008
2	Common	FERNAND ANTONIO A. TANSINGCO	258,184	Direct	Filipino	0.006
Executive Vice-Presidents (2)						
3		MARY MYLENE A. CAPARAS			Filipino	
4	Common	ANICETO M. SOBREPENA	9,088	Direct	Filipino	0.000
Senior Vice-Presidents (23)						
5		KAREN SALVE L. ANGELES			Filipino	
6		CHARLOTTE T. BILONGILOT			Filipino	
7		CHRISTINE Y. CASTILLO			Filipino	
8		HIROKO M. CASTRO			Filipino	
9		ANNA THERESE RITA D. CUENCO			Filipino	
10	Common	RENATO K. DE BORJA, JR.	100,000	Direct	Filipino	0.002
11		RAMON JAIME L.V. DEL ROSARIO			Filipino	
12		HIERBERT A. DIMAGIBA			Filipino	
13		ROMMEL ENRICO C. DIONISIO			Filipino	
14		HARRISON C. GUE			Filipino	
15		FRANCES GAIL E. MALE			Filipino	
16	Common	MARIA NELIA S. MEDALLA	900	Direct	Filipino	0.000
17		ALINE A. NOVILLA			Filipino	
18		CHRISTIAN PAUL PHILIPPE L. ORLINO			Filipino	
19		RICARDO LEON N. PEDROSA			Filipino	
20	Common	BERNARDINO D. RAMOS	14,658	Direct	Filipino	0.000
21	Common	ANGELICA S. REYES	11,000	Direct	Filipino	0.000
22		CHRISTOPHER HECTOR L. REYES			Filipino	
23		CHRISTIAN D. SAN JUAN			Filipino	
24		NELSON G. SEE			Filipino	
25		JOSE ANTONIO O. VASCO			Filipino	
26	Common	RANDELL D. VICTORIANO	500	Direct	Filipino	0.000
27	Common	ANTHONY PAUL C. YAP	43,551	Direct	Filipino	0.001
First Vice-President (5)						
28		MARIE CHORIE CANDICE R. CHAN			Filipino	
29		JOHN CHRISTOPHER C. LU			Filipino	
30		JANELLA MARIE R. PANLILIO			Filipino	
31		REYNALDO C. SIOCHI			Filipino	
32		NOEL PETER Z. YUSECO			Filipino	
Sub-total			776,881			0.017
Total (Directors and Officers)			34,969,001			0.777

## (3) Voting Trust Holders of 5% or More

There is no person who holds more than 5% of the registrant's securities under a voting trust or similar agreement.

## (4) Changes in Control

There is no arrangement that may result in a change in control of the registrant. There is no change in control that has occurred since the beginning of the last fiscal year.

**Item 5. Directors and Executive Officers**

Incumbent Directors (12) - All directors are elected for a term of one year and until their successors shall have been elected and qualified. Below is a list of Metrobank's incumbent directors with their corresponding business affiliations and other qualifications.

Name	Experience
<p>ARTHUR TY Chairman Chairman, Executive Committee Member, Anti-Money Laundering Committee Adviser, Corporate Governance and Compensation Committee Information Technology Steering Committee</p>	<p>Mr. Arthur Ty, Filipino, 58 years old, has been the Chairman of Metrobank since 2012. He was the Bank's President from 2006 to 2012. He has been the Director of GT Capital Holdings, Inc. (GTCAP) since 2007, Chairman of Metropolitan Bank China (Ltd.) (MBCL) since 2010 and Vice-Chairman of Philippine Savings Bank (PSBank) since 2001. He was the Chairman of GTCAP from 2016 to 2022 and Vice-Chairman of First Metro Investment Corporation (FMIC) from 2012 to 2020. He earned his Bachelor of Science degree in Economics at the University of California, Los Angeles and obtained his Masters in Business Administration degree from Columbia University, New York.</p> <p>He is married to Zandra M. Ty, Metrobank First Vice-President. His brother Alfred Ty is a Director of the Bank.</p>
<p>FRANCISCO C. SEBASTIAN Vice-Chairman Chairman, Overseas Banking Committee Vice-Chairman, Executive Committee Adviser, Risk Oversight Committee</p>	<p>Mr. Francisco C. Sebastian, Filipino, 70 years old, has been the Vice-Chairman of the Bank since 2006. He is currently the Chairman of GTCAP since May 2022. He joined the Metrobank Group in 1997 as FMIC President and held this position for 13 years until he was appointed as FMIC Chairman from 2011 to 2022. He was the Chairman of GTCAP from 2014 to April 2016 and Vice-Chairman from 2016 to May 2022. He earned his AB degree in Economics, Magna Cum Laude, from the Ateneo de Manila University in 1975.</p>
<p>FABIAN S. DEE President Member, Executive Committee Information Technology Steering Committee Trust Committee</p>	<p>Mr. Fabian S. Dee, Filipino, 62 years old, became President of Metrobank in 2012. Before becoming President, he headed the National Branch Banking Sector (2006-2012), Account Management Group (2002-2006) and Marketing Center (2001-2002) of Metrobank. He has been a Trustee of Metrobank Foundation, Inc. (MBFI) since 2012; Director of Bancnet since 2015 and President of Bancnet, Inc. since April 16, 2021 and Vice Chairman and Director of FMIC since 2024. He is the Director of Bankers Association of the Philippines from March 2024 to present, from March 2014 to March 2018 and from March 2019 to March 2023. He was the Chairman and Director of Metrobank Card Corporation (MCC) from 2006 to January 2020; Chairman of Metro Remittance Singapore PTE Ltd. from 2010 to 2019; Chairman of LGU Guarantee Corporation from 2017 to 2019; Chairman of SMBC Metro Investment Corporation (SMBC Metro) from 2014 to 2017; He holds a degree in Management Engineering from the Ateneo de Manila University.</p>
<p>ALFRED V. TY Director Member, Overseas Banking Committee</p>	<p>Mr. Alfred V. Ty, Filipino, 57 years old, became a director of Metrobank in September 2015. He has been the Chairman of Toyota Motor Philippines Group of Companies since 2019 and Federal Land Group of Companies since 2016. He has been the Vice-Chairman of Metro Pacific Investment Corp. since March 2018 and GTCAP since 2012. He graduated with a Bachelor of Science degree in Business Administration from the University of Southern California in 1989.</p> <p>His brother Arthur Ty is the Chairman of the Bank. He is the brother-in-law of Zandra M. Ty, Metrobank First Vice-President.</p>

Name	Experience
<p>VICENTE R. CUNA, JR. Director Chairman, Information Technology Steering Committee Member, Executive Committee Adviser, Risk Oversight Committee</p>	<p>Mr. Vicente R. Cuna, Jr., Filipino, 62 years old, became a director of Metrobank in 2014. He has been the Head of the Enterprise Services Sector of Metrobank since 2018 and Chairman of PSBank since April 2023. Prior to this, he was the Vice-Chairman from April 2018 to 2023 and President from 2013 to 2018 of PSBank; Head of Institutional Banking Sector (2012-2013) and Corporate Banking Group (2006-2012) of Metrobank. He was the Director of FMIC from 2011 to 2015 and Chairman of ORIX Metro Leasing and Finance Corporation (ORIX Metro) from 2016 to 2022. He graduated from De La Salle University with a degree in AB Economics.</p>
<p>SOLOMON S. CUA Director Member, Audit Committee Overseas Banking Committee</p>	<p>Mr. Solomon S. Cua, Filipino, 69 years old, is a former Undersecretary of the Department of Finance. He became a director of Metrobank in 2018. He is currently the Chairman of Philippine AXA Life Insurance Corporation (AXA Philippines) since April 2010. He was the Chairman of Charter Ping An Insurance Corporation from April 2016 to December 2022. He has been the Vice-Chairman since June 2012 and Director since 2001 of Philippine Racing Club, Inc.; Adviser of MBCL since 2018 and Director of Grand Titan Capital Holdings, Inc. since 2011. He is also the President/Director of SC &amp; SSC Holdings, Inc. since 2015 and Director/Treasurer of Palm Integrated Commodities, Inc. since 2011. He obtained his Bachelor of Arts (Mathematical Sciences and Economics) in University of Melbourne, Australia; Bachelor of Law in University of Queensland, Australia and Masters of Laws in London School of Economics &amp; Political Science, England.</p>
<p>JOSE VICENTE L. ALDE Director Member, Anti-Money Laundering Committee Information Technology Steering Committee Risk Oversight Committee Trust Committee</p>	<p>Mr. Jose Vicente L. Alde, Filipino, 58 years old, became a director of Metrobank in 2022. He is the Chairman of First Metro Insurance and Reinsurance Brokers, Inc (FMIRBI) since May 2024, President of PSBank since 2018 and Director of PSBank since 2016. He is also the Chairman of Sumisho Finance Corporation and a Trustee of Chamber of Thrift Banks. He also served as Director of MCC from 2015 to 2016 and also held various executive positions in ABN AMRO Bank from 1995 to 2007. He holds a Bachelor's Degree, Cum Laude, in Computer Science from the University of the Philippines and a Master's Degree in Business Management from the Asian Institute of Management (AIM).</p>
<p>EDGAR O. CHUA Independent Director Chairman, Audit Committee Member, Anti-Money Laundering Committee Nominations Committee Related Party Transactions Committee</p>	<p>Mr. Edgar O. Chua, Filipino, 68 years old, became an independent director of Metrobank in 2017. He is currently an Independent Director of Shell Philippines Corporation since May 2024 and JG Summit Olefins Corporation since September 2022 and the Chief Executive Officer of Amber Kinetics, Inc. He has been an Independent Director of First Gen since 2021, PhilCement since 2019 and PHINMA. He is also the Chairman of Philippine Eagle Foundation and De La Salle Philippines since 2017 and Makati Business Club since 2016 and Ramon Magsaysay Award Foundation. He is also the Board Advisor of Mitsubishi Motors Phil. Corp. and Coca Cola Bottlers Philippines and was the Country Chairman of Shell companies in the Philippines from September 2003 to October 2016. He holds a degree in BS Chemical Engineering from De La Salle University in 1978 and attended various international seminars and courses including the senior management course at INSEAD in Fontainebleau, France. He was also conferred a Doctor of Humanities Honoris Causa by De La Salle Araneta University in 2018.</p>

Name	Experience
<p><b>ANGELICA H. LAVARES</b>  Independent Director  Chairman, Anti-Money Laundering Committee  Corporate Governance and Compensation Committee  Member, Audit Committee  Related Party Transactions Committee</p>	<p>Ms. Angelica H. Lavares, Filipino, 71 years old, is a Teaching Fellow at the Institute of Corporate Directors. She became an independent director of Metrobank and Prulife in 2019. She has been an adviser/consultant of the Bank of Commerce since 2015. She was also the Head of Strategic Support Group of Bank of Commerce from 2009 to 2015. Prior to joining Bank of Commerce, she served as Chief Legal Counsel (2003 to 2007), concurrent Chief Compliance Officer and Chief Legal Officer - Legal Services Department (2007 to 2009) and Assistant Corporate Secretary (2007-2009) of Metrobank. She was also the Chief Legal Counsel and Head of Legal Services Division for United Coconut Planters Bank (UCPB) from 1999 to 2002 acting concurrently as its Head for Human Resource Division. She obtained her degree in AB Psychology, Cum Laude, from St. Theresa's College, QC in 1973 and Bachelor of Laws, First Honorable Mention, from the University of the Philippines in 1981.</p>
<p><b>PHILIP G. SOLIVEN</b>  Lead Independent Director  Chairman, Related Party Transactions Committee  Trust Committee  Member, Nominations Committee  Risk Oversight Committee</p>	<p>Mr. Philip G. Soliven, Filipino, 64 years old, is the Lead Independent Director of Metrobank. He became an independent director of Metrobank in 2020. He is also an independent director of Century Pacific Food, Inc. a PSE Index Company since 2023; Vice Chairman of Multico Prime Power Inc. and Treasurer and Director of The American Chamber of Commerce of the Philippines. He was the former President and Chairman of Cargill Philippines, Inc.; President of Philippine Bio-Industries; and Director of C-Joy Poultry Meats, Inc. He began his professional career with the First National Bank of Boston, in Manila, Philippines branch as foreign exchange trader. He moved to the Bank of Boston's corporate headquarters in Boston, Massachusetts in 1984 to assume a role within corporate banking. In 1985, he was assigned to Hong Kong as manager of the Bank's corporate banking business where he occupied a number of positions across Corporate Loan Recovery, Treasury Sales-Foreign Exchange, Debt Trading and Trade Services. He relocated to Singapore in 1991 as Vice-President for Corporate Banking covering corporate banking clients in Singapore, Indonesia and Thailand. Apart from his professional affiliations, he holds Directorships in non-profit institutions such as The Rotary Club of Makati and the Advancement for Rural Kids. He holds a degree in Business Management from the Ateneo de Manila University.</p>
<p><b>MARCELO C. FERNANDO, JR.</b>  Independent Director  Chairman, Risk Oversight Committee  Member, Corporate Governance and Compensation Committee  Nominations Committee  Trust Committee</p>	<p>Mr. Marcelo C. Fernando, Jr., Filipino, 64 years old became an independent director of Metrobank in 2021. He has been a Director of the AIC Group of Companies Holding Corp. since September 2018 and was the Senior Vice President for Group Treasury of SM Investments Corporation from 2015 to 2020. He was the Managing Director of Citibank, N.A. Philippines from 1986 to 2015 and has also served as Country Treasurer in the Philippines and in Thailand. He was the Managing Director and had regional responsibilities as Citibank's Markets Head for the ASEAN cluster. He obtained his Bachelor of Arts Degree in Economics in 1982 from the University of the Philippines, Diliman (Cum Laude) and graduated with Distinction from the Asian Institute of Management's Master's in Business Management program in 1986. Mr. Fernando obtained his Fellowship from the Institute of Corporate Directors (ICD) in 2015.</p>



<b>Name</b>	<b>Experience</b>
JUAN MIGUEL L. ESCALER Independent Director Chairman, Nominations Committee Member, Corporate Governance and Compensation Committee Information Technology Steering Committee	Mr. Juan Miguel L. Escaler, Filipino, 58 years old, became an Independent Director of Metrobank in 2022. He is the Country CEO and Director of Trusting Social AI Philippines. He also holds several Directorship positions in other companies like PASUDECO, Pointwest Technologies, Inc. and M. De Leon Inc. He was a former Co-Head of Investment Banking at Credit Suisse Philippines from 2012 to 2017 and an Executive Director at Goldman Sachs Singapore from 2008 to 2012. His vast banking experience includes his previous roles in Merrill Lynch Singapore as Director, ING Bank Manila as Vice President, and ING Bank New York as trader. He holds a degree in BS Management, with Honors from the Ateneo De Manila University and an MBA from Columbia University.

The five (5) Independent Directors, namely, Mr. Edgar O. Chua, Atty. Angelica H. Lavares, Mr. Philip G. Soliven, Mr. Marcelo C. Fernando, Jr. and Mr. Juan Miguel L. Escaler have always possessed the qualifications and none of the disqualifications of an independent director.

**B. Executive Officers (32)**

<b>Name</b>	<b>Experience</b>
Joshua E. Naing Senior Executive Vice-President	Mr. Joshua E. Naing, Filipino, 64 years old, has been the Head of the Financial and Control Sector since November 2013 after serving as Controller from October 2002 to November 2013. He has been a director of FMIC since April 2015 and Manila Medical Service, Inc. (MMSI) since April 2018.
Fernand Antonio A. Tansingco Senior Executive Vice-President	Mr. Fernand Antonio A. Tansingco, Filipino, 58 years old, has been the Head of Financial Markets Sector since 2013, and Treasurer since 2007. He was a director from 2012 to 2016 and adviser of MBCL since 2016, Chairman of Metrobank Bahamas from August 2010 to April 2019 and Vice-Chairperson of AXA Philippines since 2010. He was the Adviser to the Board of FMIC from 2019 to 2024.
Mary Mylene A. Caparas Executive Vice-President	Ms. Mary Mylene A. Caparas, Filipino, 60 years old, has been the Head of the Institutional Banking Sector since 2014. She has been the Vice-Chairman of FMIC since June 2020 before she was appointed as its Chairman in April 2022. She was the Director of ORIX Metro from 2015 to March 2020. From 2013 to 2014, she was the Managing Director, Regional Head of Client Delivery, Treasury and Trade Solutions of Citibank N.A., Hong Kong Branch. From 2011 to 2013, she was the Managing Director, Country Head of Citi Transaction Services of Citibank N.A., Manila Branch.
Aniceto M. Sobrepeña Executive Vice-President	Mr. Aniceto M. Sobrepeña, Filipino, 71 years old, has been the President of MBFI since 2006 and Executive Director of GT Foundation, Inc. (GTFI) since January 2010. He is also the Chairman of Manila Tytana Colleges (MTC) and Vice-Chairman of MMSI. He is a member of the Board of Trustees of PinoyMe Foundation since 2007 and Philippine Business for Education since 2008. He is also a member of Galing Pook Foundation since 2000, International Center for Innovation Transformation and Excellence in Governance since 2006 and Philippine Institute of Environmental Planners since 1995.

Name	Experience
Karen Salve L. Angeles Senior Vice-President	Ms. Karen Salve L. Angeles, Filipino, 42 years old, assumed the position of Head of Human Resources Management Group effective February 1, 2025 after serving as Deputy Head from October 16, 2024 to January 31, 2025. Prior to joining Metrobank, she worked for Citibank for nine years in several Senior HR Generalist and Advisory roles. She was also the HR Site Head and Advisor for Citibank N.A. PH and Citibank Regional Operating Headquarters PH. Prior to Citibank, she was with BDO Unibank and HSBC.
Charlotte T. Bilongilot Senior Vice-President	Ms. Charlotte T. Bilongilot, Filipino, 45 years old, joined the Bank in April 2021. She assumed the position of Head of Credit Group effective July 2021 after serving as Deputy Head from April to June 2021. She previously served as the Business Unit Head and Credit Risk Officer of Global Institutional Credit Group Risk Analysis Unit – Manila, Citibank N.A. Regional Operating Head Quarters from November 2014 to March 2021.
Christine Y. Castillo Senior Vice-President	Ms. Christine Y. Castillo, Filipino, 58 years old, is the Head of General Services Group since June 2014 and was the Head of Acquired Assets Management and Disposition Group from May 2007 to December 2015. She is also the Chairman of Circa 2000 Homes, Inc. since 2022 after serving as President from 2009 to 2021.
Hiroko M. Castro Senior Vice-President	Ms. Hiroko M. Castro, Filipino, 55 year old, assumed the position of Head of Credit Operations Group under the Consumer Business Sector in January 2020. Prior to this, she was the Head of Credit Operations Group (April 2012 to December 2019), Credit Risk (2008 to 2012) and Credit Acquisition (2005 to 2008) of MCC (before the merger with Metrobank in January 2020).
Anna Therese Rita D. Cuenco Senior Vice-President	Ms. Anna Therese Rita D. Cuenco, Filipino, 51 years old, assumed the position of Head, Consumer Lending Group under the Consumer Business Sector in January 2020. She was previously seconded from MCC to Metrobank as Head of Consumer Lending Group from 2018 to 2019. She also served as the Deputy Cards Head, Marketing and Service Quality Group (2009 to 2018) and the Head of Sales, Marketing and Portfolio Management (2008 to 2009) of MCC.
Renato K. De Borja, Jr. Senior Vice-President	Mr. Renato K. De Borja, Jr., Filipino, 53 years old, has been the Controller since November 16, 2020. He was appointed as the Deputy Head of the Financial and Control Sector, concurrent to his function as Controller in January 1, 2024. He is also the Director of Metro Remittance (Hong Kong) Limited since June 20, 2022. He previously served as a Group Head of Remittance, Cards and Contact Center of China Banking Corporation from 2016 to 2020 and was a Director of China Bank Insurance Brokers, Inc. from 2017 to 2019. He was the Chief Finance Officer of East West Banking Corporation from 2009 to 2016.
Ramon Jaime L.V. Del Rosario Senior Vice-President	Mr. Ramon Jaime L.V. Del Rosario, Filipino, 48 years old, assumed the position of Head, Consumer Business Sector in September 2020 after serving as Head of Cards and Personal Credit Sector from January to August 2020. He was appointed as director of AXA Philippines in April 2023. Prior to this, he was the President of MCC from July to December 2019 (before the merger with Metrobank in January 2020) and the Director of Cards and Loans Business of Citibank Indonesia from 2016 to June 2019.

Name	Experience
<p>Hierbert A. Dimagiba Senior Vice-President</p>	<p>Mr. Hierbert Dimagiba, Filipino, 47 years old, is the Chief Marketing Officer and Head of the Analytics, Brand, Communications &amp; Marketing Technology Group (ABCMTG), formerly Analytics, Brand, Communications and Marketing Division (ABCMD) in 2017. He served as the 2022 President of the Internet &amp; Mobile Marketing Association of the Philippines (IMMAP) industry group of which he has served as a Director and Executive Officer since 2018. He is also an incorporator and member of the board of directors of the H&amp;D Group of Companies since 1999. He was the first Country Director of Facebook Philippines from 2016 to 2017 and the Country Director of the IT &amp; Mobile Business Unit of Samsung Philippines from 2014 to 2016 and has also served with Unilever from 1999 to 2016 in international Senior Brand Marketing Director positions.</p>
<p>Rommel Enrico C. Dionisio Senior Vice-President</p>	<p>Mr. Rommel Enrico C. Dionisio, Filipino, 52 years old, assumed the position as Head of Corporate Banking Group effective January 1, 2025. He was previously the Head of Treasury Group from January 2023 to December 2024, Head of Markets Sales Group from January 1, 2020 to December 31, 2022, Head of Institutional Sales Division from February 2017 to December 2019 (after serving as Deputy Head from July 2016 to February 2017), Head of Corporate Sales Department under Sales and Structuring Division - Markets Sales Group from October 2014 to July 2016 and Head of Multinational Corporations and Financial Institutions from November 2011 to September 2014.</p>
<p>Harrison C. Gue Senior Vice-President</p>	<p>Mr. Harrison C. Gue, Filipino, 59 years old, assumed the position of Head of Operations Group under Consumer Business Sector since September 2020 after serving as the Head of Operation, Cards and Personal Credit Sector from January to August 2020. Prior to this, he was the Senior Vice-President from January 2015 to December 2019 and First Vice-President from March 2009 to December 2014 for Operation of MCC (before the merger with Metrobank in January 2020) and Credit Acquisition Head of Citibank Philippines from January 2008 to March 2009. He was also the Operation Head of Equitable Card Network, Inc. from June 2003 to December 2006 and Head of Banco de Oro's Consumer Lending Group from January to December 2007. He is a member of the Board of Directors of the Credit Card Association of the Philippines since September 2009 and also the Treasurer of the association since January 2018.</p>
<p>Frances Gail E. Male Senior Vice-President</p>	<p>Ms. Frances Gail E. Male, Filipino, 49 years old, assumed the position of Head of Credit Cards, Personal Loans and Retail Digital Channels Group under Consumer Business Sector in February 2022. She was the Head of Digital Lending and Insurance from May 1, 2020 to February 2, 2022. She was a Senior Vice-President for Digital Acquisition and Partnerships at Citibank PH.</p>
<p>Maria Nelia S. Medalla Senior Vice-President</p>	<p>Ms. Maria Nelia S. Medalla, Filipino, 57 years old, assumed the position of Head of Branch Banking – Metro Manila effective July 1, 2023. Prior to this, she was the Area Head of South Metro Manila Area II from 2017 to 2019 and Region Head of South Metro Manila from 2020 to 2023.</p>
<p>Aline A. Novilla Senior Vice-President</p>	<p>Ms. Aline A. Novilla, Filipino, 42 years old, assumed the position of Chief Audit Executive and Head of the Internal Audit Group effective February 16, 2023 after serving as Deputy Head from August 2022 to February 15, 2023. Before joining Metrobank, she was the Chief Audit Executive and Head of Internal Audit (August 2020 to July 2022), Deputy Chief Audit Executive (January 2020 to August 2020) and Head of the Anti-Money Laundering Segment (November 2019 to January 2020) of Rizal Commercial Banking Corporation. She was a Partner (Audit and Advisory Services) in R.G. Manabat &amp; Co. (KPMG Philippines) from October 2014 to October 2019.</p>

Name	Experience
Christian Paul Philippe L. Orlino Senior Vice-President	Mr. Christian Paul Philippe L. Orlino, Filipino, 48 years old, has been the Senior Vice-President/Group Head of Institutional Transaction Banking Group since May 1, 2023. He was the First Vice-President/Group Head of the same Group from May 1, 2021 to April 30, 2023. He was also the Group/Division Head of Institutional Transaction Banking Group (formerly Institutional Banking Division) under the Institutional Banking Sector from August 2017 to April 2021 (as Division Head) and since May 2021 (as Group Head). He also served as the Head of Sales and Marketing Department under the same Division from July 2016 to July 2017. Before joining Metrobank, he was the Vice President, Philippine Solution Sales Officer, for the Treasury and Trade Solutions Group of Citibank N.A. from July 2010 to June 2016.
Ricardo Leon N. Pedrosa Senior Vice-President	Mr. Ricardo Leon N. Pedrosa, Filipino, 54 years old, is the Head of Institutional Sales under Financial Markets Sector in January 2023. He was the Head of Investment Distribution Metro Manila from 2019 to 2023; Client Solutions Division from 2017 to 2023; Sales and Structuring Division from 2013 to 2016 and Corporate Sales in 2012.
Bernardino D. Ramos Senior Vice-President	Mr. Bernardino D. Ramos, Filipino, 59 years old, has been the Head of Information Technology Group since August 2015. He also served as the Head of Program Management Division from July 2013 to July 2015.
Angelica S. Reyes Senior Vice-President	Ms. Angelica S. Reyes, Filipino, 51 years old, assumed the position as Head of Trust Banking Group on April 16, 2023. She was the Deputy Head of Trust Banking Group from January 2023 to April 15, 2023; Head of Treasury Group from January 2020 to December 2022; Head of the Markets Sales Group from 2013 to 2019; Head of Sales and Structuring Division from 2010 to 2013; and Head of Investment Distribution Division from 2012 to 2013. Concurrent to her position, she served as Director of FMIC from 2023 to 2024. She served as Corporate Secretary of both AXA Philippines and Charter Ping An Insurance Corporation from 2016 to 2022.
Christopher Hector L. Reyes Senior Vice-President	Mr. Christopher Hector L. Reyes, Filipino, 50 years old, assumed the position of Head of Commercial Banking – Metro Manila effective April 1, 2023. He has been a Board of Director of FMIC since April 2022. Prior to this, he was the Deputy Head of Metro Manila Commercial Banking Group from February 2022 to March 2023 and Sub-Group Head of Metro Manila Commercial Banking Group from January 2019 to January 2022.
Christian D. San Juan Senior Vice-President	Mr. Christian D. San Juan, Filipino, 48 years old, was appointed Chief Risk Officer and Sustainability Officer and Head of Risk Management Group effective February 1, 2021 after serving as Deputy Head from July 2017 to January 2021. Before joining Metrobank, he was the Enterprise Risk Officer and Head of Credit and Group Risk Division of Rizal Commercial Banking Corporation from March 2010 to June 2017.
Nelson G. See Senior Vice-President	Mr. Nelson G. See, Filipino, 53 years old, was appointed as the Head of Branch Banking Sector effective January 1, 2023. He held various positions in the Bank before his previous appointment as the Head of Commercial Banking Center Manila under Institutional Banking Sector from 2019 until 2022.
Jose Antonio O. Vasco Senior Vice-President	Mr. Jose Antonio O. Vasco, Filipino, 55 years old, has been the Head of Operations Group under Enterprise Services Sector in May 2023 after serving as Deputy Head of Operations Group from February 2021 to April 2023.
Randell D. Victoriano Senior Vice-President	Mr. Randell D. Victoriano, Filipino, 57 years old, assumed the position as Head of Branch Banking – Countryside effective July 1, 2023. Prior to this, he was the Head of South Luzon Region from June 2019 to June 2023.

Name	Experience
Anthony Paul C. Yap Senior Vice-President	Mr. Anthony Paul C. Yap, Filipino, 48 years old, is the Head of International Offices and Subsidiaries Group since March 2024 and is the Co-Head of the Commercial Segment since November 2022. Prior to this, he was the Head of Corporate Banking Group from January 2023 to December 2024; Head of Branch Banking Sector from October 2020 to December 2022; Head of Strategy & Transformation from January to September 2020; Head of Treasury Group from 2018 to 2019; Head of Trading from July 2016 to December 2017; and Head of Rates and Foreign Exchange Division from December 2013 to July 2016 after serving as Deputy Head from August to December 2013. He was the Chairman of ORIX Metro in December 2022 and advisor to the Board from April to December 2022. He was also a member of the Board of Directors of First Metro Asset Management, Inc. from January 2016 to June 2023.
Marie Chorie Candice R. Chan First Vice-President	Ms. Marie Chorie Candice R. Chan, Filipino, 52 years old, is the Head of Investment Distribution under Financial Markets Sector since January 2023. She was the Head of Investment Distribution-Countryside from 2017 to 2022; Head of Investment Distribution-Visayas & Mindanao from 2012-2017 and Head of Investment Distribution-Visayas from 2010 to 2012.
John Christopher C. Lu First Vice-President	Mr. John Christopher C. Lu, Filipino, 42 years old, is the Head of Treasury Group effective January 01, 2025. This is concurrent to his present role as the Head of Trading which he assumed last February 01, 2023. Prior to joining Metrobank, he has had stints in various financial institutions and in various roles throughout his 20 years in banking. His last few roles were as Head of Product Engineering at Philippine National Bank from July 2019 to January 2023; Head of Global Markets at Maybank Philippines from March 2018 to June 2019 and a Director for Rates Trading SEA at Standard Chartered Singapore from September 2012 to December 2018.
Janella Marie R. Panlilio First Vice-President	Atty. Janella Marie R. Panlilio, Filipino, 46 years old, assumed the position as Head of Legal & Remedial Services Group under Financial and Control Sector effective January 1, 2024. She has been the Assistant Corporate Secretary of Metrobank since April 28, 2021 and was appointed Head of Legal Services Division (LSD) in September 2018. She joined the Bank in August 2017.
Reynaldo C. Siochi First Vice-President	Mr. Reynaldo C. Siochi, Filipino, 58 years old, assumed the position of Head of Operations Control Group (OCG) under the Financial and Control Sector effective January 1, 2025. He was the Deputy Head of OCG from January to December 2024 after serving as Branch Operations Control Division (BOCD) Head from June to December 2023 and BOCD Officer in Charge from December 2022 to May 2023. He was the South Luzon Control Center Head of Branch Supervision and Control Division from June 2018 to November 2022.
Noel Peter Z. Yuseco First Vice-President	Mr. Noel Peter Z. Yuseco, 56 years old, assumed the position of Head of Special Accounts Management Group (SAMG) under Institutional Banking Sector effective March 16, 2024. He was the Deputy Head of SAMG from August 16, 2023 to March 15, 2024. He was appointed as the Head of the Institutional Credit in 2022 and Head of the Credit Evaluation & Approval Division in 2019.

The above executive officers are not related to each other or to the directors either by consanguinity or affinity.

None of the Bank's directors and officers works with the government.

#### C. Significant Employee

Except for the above list of executive officers, there are no other significant employees as contemplated under the Securities Regulation Code.

## **Nomination Procedure**

1. Any stockholder may submit nominations for directorial positions to the Nominations Committee.
2. The nominating stockholder is required to submit his proposed nomination to the Nominations Committee, together with the bio-data, acceptance and conformity of the would-be nominee. In the case of a nominee for the position of an independent director, the would-be nominee is also required to submit a Certification that he/she has all the qualifications and none of the disqualifications to become an independent director.
3. The Nominations Committee will screen the nominations of directors prior to the submission of the Definitive Information Statement and come up with a Final List of Candidates.

The Nominations Committee is composed of independent directors Juan Miguel L Escaler, Committee Chairman, with Edgar O. Chua, Philip G. Soliven and Marcelo C. Fernando, Jr. as Committee Members.

4. Only nominees whose names appear in the Final List of Candidates shall be eligible for election as director.

## **Nominee Directors - Final List of Candidates**

Based on the Bank's Articles of Incorporation and By-laws, the total number of directors is twelve (12). Out of this number, existing regulations as well as the Bank's Corporate Governance Manual provide that at least twenty percent (20%) but not less than two (2) members of the Board shall be independent directors.

As of the date of this report, there are five (5) nominees for independent directors, namely, Messrs. Edgar O. Chua, Atty. Angelica H. Lavares, Philip G. Soliven, Marcelo C. Fernando, Jr. and Juan Miguel L. Escaler. They were nominated by stockholders Maria Concepcion Prat, Jonard Chua Dy, Elvira M. Cruz, Margaret Rose T. Lim and Myline Dee, respectively. The nominees for independent directors are not related either by consanguinity or affinity to the persons who nominated them. Likewise, there are seven (7) nominees for non-independent director positions, namely, Messrs. Arthur Ty, Francisco C. Sebastian, Fabian S. Dee, Alfred Ty, Vicente R. Cuna Jr., Solomon S. Cua and Jose Vicente L. Alde.

The nominees are all incumbent directors of the Bank. All twelve (12) nominees confirmed and accepted their nomination to become directors.

For a complete background information on the other nominee directors, please refer to item 5, Directors and Executive Officers.

Based on an evaluation made by the Nominations Committee, all nominees have the qualifications and none of the disqualifications provided by law. The evaluation was made following the requirements of the Securities Regulation Code, the applicable regulations of the Bangko Sentral ng Pilipinas and the Securities and Exchange Commission (including SEC Memorandum Circular No. 4, series of 2017 on the term limit of independent directors), as well as the Bank's Corporate Governance Manual.

Pursuant to the requirements of SEC Circular No. 5, series of 2017, please refer to the attached certificates of qualification from the nominated independent directors as EXHIBITS "1", "2", "3", "4" and "5".

## **Legal Proceedings**

To the Bank's best knowledge and information, there are no material legal proceedings filed by or against Metrobank's directors and executive officers during the past five years such as:

- (a) Any bankruptcy petition filed by or against any business of which such person was a general partner or executive officer either at the time of the bankruptcy or within two years prior to that time;
- (b) Any conviction by final judgment, including the nature of the offense, in a criminal proceeding, domestic or foreign, or being subject to a pending criminal proceeding, domestic or foreign, excluding traffic violations and other minor offenses;



- (c) Being subject to any order, judgment, or decree, not subsequently reversed, suspended or vacated, of any court of competent jurisdiction, domestic or foreign, permanently or temporarily enjoining, barring, suspending or otherwise limiting his involvement in any type of business, securities, commodities or banking activities; and
- (d) Being found by a domestic or foreign court of competent jurisdiction (in a civil action), the Commission or comparable foreign body, or a domestic or foreign Exchange or other organized trading market or self-regulatory organization, to have violated a securities or commodities law or regulation, and the judgment has not been reversed, suspended, or vacated.

### **Certain Relationships and Related Transactions**

The Group has several business relationships with related parties. Transactions with such parties are made in the ordinary course of business and on substantially same terms, including interest and collateral, as those prevailing at the time for comparable transactions with other parties. These transactions also did not involve more than the normal risk of collectibility and did not present other unfavorable conditions.

The Bank has a Related Party Transactions Committee (RPTC) and a Related Party Transactions Management Committee (RPTMC), both of which are created to assist the BOD in ensuring that transactions with related parties are reviewed to assess risks and are subjected to appropriate restrictions to ensure that these are conducted at arm's-length terms and that corporate or business resources of the Bank are not misappropriated or misapplied. After appropriate review, RPTMC (through RPTC) and RPTC disclose all information and endorses to the BOD with recommendations, the proposed related party transactions. Major subsidiaries, which include FMIC, PSBank, and MBCL, have their own respective RPTCs which assist their respective BODs in ensuring that transactions with related parties are reviewed to assess risks and are subjected to appropriate restrictions to ensure that these are conducted at arm's-length terms and that their corporate or business resources are not misappropriated or misapplied.

Moreover, in the ordinary course of business, the Group has loan transactions with investees and with certain directors, officers, stockholders and related interests (DOSRI) based on BSP Circular No. 423 dated March 15, 2004, as amended. Existing banking regulations limit the amount of individual loans to DOSRI, 70.00% of which must be secured, to the total of their respective deposits and book value of their respective investments in the lending company within the Group. In the aggregate, loans to DOSRI generally should not exceed the respective total equity or 15.00% of the respective total loan portfolio, whichever is lower, of the Bank, PSBank, FMIC, and ORIX Metro.

Transactions with related parties and with DOSRI are discussed in Note 32 and 37 of the audited financial statements of the Group as presented in Exhibit 6.

In 2025, none of the Bank's directors had self-dealing/related party transactions with the Bank directly by themselves that required disclosure.

### **Others**

No director has resigned or declined to stand for re-election because of disagreement with Metrobank.

No director has informed Metrobank in writing that he intends to oppose any action to be taken up at the Annual Stockholders' Meeting.

**Item 6. Compensation of Directors and Executive Officers**

Name and Principal Position	2025 (Estimate)		
	Salary	Bonus	Other Annual Compensation *
Fabian S. Dee - President Vicente R. Cuna, Jr. - Senior Executive Vice President Joshua E. Naing - Senior Executive Vice President Fernand Antonio A. Tansingco - Senior Executive Vice President Mary Mylene A. Caparas - Executive Vice President			
<b>Total for the President and four (4) other highest paid executive officers named above</b>	<b>₱287.56 million</b>	<b>₱53.83 million</b>	
<b>All executive officers as a group unnamed (except the President and four other highly compensated executive officers mentioned above)</b>	<b>₱533.54 million</b>	<b>₱97.61 million</b>	
<b>All Directors</b>			<b>₱71.00 million</b>

Name and Principal Position	2024		
	Salary	Bonus	Other Annual Compensation *
Fabian S. Dee - President Vicente R. Cuna, Jr. - Senior Executive Vice President Joshua E. Naing - Senior Executive Vice President Fernand Antonio A. Tansingco - Senior Executive Vice President Mary Mylene A. Caparas - Executive Vice President			
<b>Total for the President and four (4) other highest paid executive officers named above</b>	<b>₱271.28 million</b>	<b>₱50.79 million</b>	
<b>All executive officers as a group unnamed (except the President and four other highly compensated executive officers mentioned above)</b>	<b>₱503.34 million</b>	<b>₱92.09 million</b>	
<b>All Directors</b>			<b>₱70.76 million</b>

Name and Principal Position	2023		
	Salary	Bonus	Other Annual Compensation *
Fabian S. Dee - President Vicente R. Cuna, Jr. - Senior Executive Vice President Joshua E. Naing - Senior Executive Vice President Fernand Antonio A. Tansingco - Senior Executive Vice President Mary Mylene A. Caparas - Executive Vice President			
<b>Total for the President and four (4) other highest paid executive officers named above</b>	<b>₱250.97 million</b>	<b>₱34.60 million</b>	
<b>All executive officers as a group unnamed (except the President and four other highly compensated executive officers mentioned above)</b>	<b>₱489.92 million</b>	<b>₱59.98 million</b>	
<b>All Directors</b>			<b>₱70.28 million</b>

\* Each director receives a monthly professional fee for attending Board and committee meetings. In 2024 and 2023, the total per diem paid to the directors of the Bank are as follows (in millions):

	2024	2023
Board Meetings	₱50.66	₱50.18
Board Committee Meetings	20.10	20.10
	<b>₱70.76</b>	<b>₱70.28</b>

The directors receive per diem, bonuses and allowances that are already included in the amounts stated above. Aside from said amounts, they have no other compensation plan or arrangement with the Bank. The directors receive

compensation based on their banking or finance experience and their attendance in the meetings of the board and the committees where they are members or chairs of. The directors receive a per diem of ₱308,333.33 for attending Board meetings and ₱38,500 for Committee meetings.

For the protection and security of its directors and officers, the Bank is unable to provide their individual compensation.

The executive officers receive salaries, bonuses and other usual cash benefits that are also already included in the amounts stated above. Aside from the said amounts, they have no other compensation plan or arrangement with Metrobank.

None of the directors and officers holds any warrant or option related to Metrobank.

#### **Item 7. Independent Public Accountants**

SyCip Gorres Velayo & Co., CPAs (SGV) has been the external auditors of the Bank since 1962. Representatives of SGV are expected to be present at the Meeting and will have the opportunity to make a statement if they desire to do so, and will be available to answer appropriate questions from the stockholders.

Mr. Miguel U. Ballelos, Jr., SGV Partner, reviewed/audited the Group's financial statements as of December 31, 2024 and 2023 and for each of the three years ended December 31, 2024. In compliance with the amended SRC Rule 68 (3) (b) (ix), the signing partners are rotated after every five years reckoned from the year 2002 (increased to seven years effective August 2019 per Professional Regulatory Board of Accountancy Resolution No. 53, Series of 2019).

The Bank intends to retain SGV as its external auditors for the year 2025 and is submitting the same to the stockholders for ratification as endorsed by the Audit Committee with the approval of the Board of Directors.

### **C. OTHER MATTERS**

#### **I. Proposed Action**

1. Approval of the minutes of the annual meeting of stockholders held on April 24, 2024:

Stockholders in Attendance Either Electronically through Video Conference or by Proxy

<b>NAME OF SHAREHOLDERS</b>	<b>NUMBER OF SHARES</b>	<b>% TO TOTAL</b>
GT Capital Holdings, Inc. (Represented by Arthur Ty)	1,670,611,010	37.15%
Chairman Arthur Ty	15,627,513	0.35%
Vice-Chairman Francisco C. Sebastian	1,445,283	0.03%
Director Vicente R. Cuna, Jr.	32,899	0.00%
Director Fabian Sy Dee	734	0.00%
Director Alfred Vy Ty	17,087,722	0.38%
Director Solomon S. Cua	113	0.00%
Director Jose Vicente L. Alde	100	0.00%
Director Edgar O. Chua	113	0.00%
Director Angelica H. Lavares	113	0.00%
Director Marcelo C. Fernando, Jr.	100	0.00%
Director Philip G. Soliven	30,100	0.00%
Director Juan Miguel L. Escaler	100	0.00%
82 Alpha Holdings Corporation	54,871,292	1.22%
Grand Titan Capital Holdings, Inc.	203,246,909	4.52%
Neiman Rhodes Holdings, Inc.	28,607,046	0.64%
Nove Ferum Holdings, Inc.	76,226,918	1.69%
Philippine Geiko Holdings, Inc.	28,276,333	0.63%
Deutsche Bank AG Manila Branch	11,706,391	0.26%
CITIBANK N.A For Various Clients	106,838,816	2.38%
SCB OBO For Various Clients	6,566,660	0.15%
FMSBC For Various Clients	114,288,541	2.54%

NAME OF SHAREHOLDERS	NUMBER OF SHARES	% TO TOTAL
The Hongkong and Shanghai Banking Corporation For Various Clients	264,820,326	5.89%
Mary Vy Ty	41,165	0.00%
Anjanette Dy Buncio	7,377,216	0.16%
Alesandra Vy Ty	7,708,695	0.17%
Sun Life Grepa Financial, Inc.	18,532,189	0.41%
Various MBTC Stockholders	1,913,580	0.04%
Various Non-Resident Foreign Corporation	240,850,594	5.36%
<b>TOTAL</b>	<b>2,876,708,571</b>	<b>63.96%</b>

- i. *Call to Order and Certification of Quorum.* The meeting was called to order by Chairman Arthur Ty at 2:00 o'clock in the afternoon. The Corporate Secretary, Regis V. Puno, certified that there were 2,876,708,571 common shares actually present in person or by proxy, out of the 4,497,415,555 common shares outstanding. This constituted 63.96% of the outstanding capital stock.

*Voting Results Per Resolution*

- ii. *Approval of the Minutes of the Annual Stockholders' Meeting held on April 26, 2023 via the following:*

*100% of shareholders virtually present and represented voted in favor of the proposal, none voted against none abstained.*

**RESOLUTION NO. 083-MBTC-SH-2024**

**RESOLVED**, that the Minutes of the Annual Stockholders' Meeting held on April 26, 2023 be, as they are hereby approved.

- iii. *President's Report on the performance of Metrobank for 2023, as further detailed in the Annual Report for 2023.*

*During the Meeting, the Host-Moderator Minda A. Olonan selected questions received via email and/or sent via the Q & A panel at [ASMregistration@metrobank.com.ph](mailto:ASMregistration@metrobank.com.ph)*

1. *From Peter Kiernan of The Energy Transition-Asia Research & Engagement:*

*Does the Bank plan to commit to a net zero target by 2050 for its financed emissions?*

*President Dee replied that Metrobank plans to commit to a net zero target by 2050 for its financed emissions and is embarking on engaging a third-party consultant to help in the process.*

*Does the Bank plan to develop a policy on financing of the thermal coal sector?*

*President Dee replied in the affirmative adding that the process is ensured to be aligned with the government's power development program.*

2. *From Sherilyn Jacobo:*

*What is the outlook for the Banks NPLs?*

*President Dee discussed that the Bank's current portfolio quality is strong with an NPL ratio of only 1.7%, which is well below industry average. He also added that adequate provisioning coverage for these NPLs allows management to focus on growth objectives for both Commercial and Consumer loan business.*

3. *From Maribel Sanchez:*

*What would be the drivers to further improving Metrobank's profitability in the medium term?*

*President Dee replied that on the asset side, the Bank plans to grow its portfolio by 1 ½ to 2 times that of GDP. For Commercial Loans, he stated that this would be made possible through increased coverage, saturation of the market and providing better products and services for clients. On the Consumer loans side, there will be more efforts placed in digital platforms using data analytics to prospect customers better, offer finer products and enable clients to avail significant Bank's services online. On the cost side of things, President Dee maintains that the Bank will continuously improve on its operating efficiencies,*

*including streamlining processes and increase automation to drive down cost to income. Lastly, he reiterated the commitment to continue to optimize capital with the regular annual capital review to balance growth objectives and shareholder returns.*

4. *From Joselito Dela Rosa:*

*What is Metrobank's branch strategy? Will Metrobank open more branches?*

*For 2024, President Dee disclosed that there are plans to open fifteen (15) new branches while continuing to optimize the existing ones. He also emphasized that in a developing country, the complementation of both brick and mortar and digital platforms are essential to adequately address different segments of the Bank's customers.*

- iv. *Ratification of All Acts and Resolutions of Management, Board and Management Committees including among others, the approval from April 26, 2023 to April 23, 2024.*

*99.9% of shareholders virtually present and represented voted in favor, 0.01% voted against while 0.09% abstained.*

**RESOLUTION NO. 084-MBTC-SH-2024**

*RESOLVED, that all acts, transactions and resolutions of Management, Board and Management Committees and the Board of Directors, including among others, the approval of loans, investments, new Bank products and services and related party transactions, from April 26, 2023 to April 23, 2024, are hereby ratified and confirmed.*

- v. *Election of Twelve (12) Directors for the Year 2024 - 2025*

*Mr. Juan Miguel L. Escaler of the Nominations Committee, explained that the Nominations Committee and the Corporate Governance and Compensation Committee chaired by Atty. Angelica H. Lavares had jointly evaluated the qualifications of all nominees to the Board of Directors, and that the Committees found that the nominees had all the qualifications and none of the disqualifications prescribed by law and regulations, and that out of the twelve (12) nominees, five (5) were nominated as independent directors. Twelve (12) directors were elected for the year 2024-2025:*

*Each Director received at least 98.35% votes from shareholders present and represented.*

**RESOLUTION NO. 085-MBTC-SH-2024**

*RESOLVED, that the following are hereby elected as directors of Metrobank effective immediately and until the successors are elected and qualified:*

1)	Mr. Arthur Ty	7)	Mr. Jose Vicente L. Alde
2)	Mr. Francisco C. Sebastian.	8)	Mr. Edgar O. Chua*
3)	Mr. Fabian S. Dee	9)	Ms. Angelica H. Lavares*
4)	Mr. Alfred V. Ty	10)	Mr. Philip G. Soliven*
5)	Mr. Vicente R. Cuna, Jr.	11)	Mr. Marcelo C. Fernando, Jr.*
6)	Mr. Solomon S. Cua	12)	Mr. Juan Miguel L. Escaler*

*\* Independent directors*

- vi. *Appointment of SyCip Gorres Velayo & Co. as External Auditors via the following:*

*97% of shareholders virtually present and represented voted in favor, 3% voted against while none abstained.*

**RESOLUTION NO. 086-MBTC-SH-2024**

*RESOLVED, that as recommended by the Audit Committee and approved by the Board of Directors, SyCip Gorres Velayo & Co. is hereby appointed as the External Auditors of Metrobank for the year 2024.*

*There being no other matters for discussion, the meeting was adjourned.*

*Description of the Voting and Voting Tabulation Procedures during the 2024 Annual Stockholders' Meeting*

- a. *Stockholders were allowed to vote by submitting an accomplished proxy or electronically by registering to [ASMregistration@metrobank.com.ph](mailto:ASMregistration@metrobank.com.ph) and joining the Meeting through an official WEBEX event link sent thereafter*
  - b. *Votes were counted by shares and not per capita. Each outstanding share of stock entitled the registered stockholder to one vote.*
  - c. *Majority vote was required for the following:*
    - a. *Approval of the minutes of the annual meeting of the stockholders held on April 26, 2023*
    - b. *Ratification of Corporate Acts*
    - c. *Appointment of External Auditors*
  - d. *For the purpose of the election of the directors, cumulative voting was allowed provided that the total votes cast by a stockholder did not exceed the number of shares registered in the stockholders' name as of the record date multiplied by the number of directors to be elected.*
  - e. *Votes received via the validated proxy and through the Official Webex Event Link were tabulated by the Company's Stock and Transfer Agent.*
  - f. *The voting results were validated by SGV & Co.*
2. President's Report to the Stockholders
- The President will report the highlights of Metrobank's Performance for the year 2024.
3. Ratification of Corporate Acts
- The matters for ratification include all acts, transactions and resolutions of the Board of Directors, management and all Committees done in the ordinary course of business from April 24, 2024 until April 22, 2025, including, among others, the approval of loans, investments, new Bank products and services and significant related party transactions as reflected in the Information Statement.
4. Election of Directors - Please refer to the list of nominees under Item 5 - "Directors and Executive Officers - Nominee Directors" for the details.
5. Appointment of SyCip Gorres Velayo & Co. (SGV) as External Auditors – Please refer to the write-up under Item 7 – "Independent Public Accountants" for the details.

**Votes Required for Approval or Election**

1. Majority vote is required for the following:
  - a) Approval of the minutes of the annual meeting of the stockholders held on April 24, 2024
  - b) Ratification of Corporate Acts
  - c) Appointment of External Auditors

On the election of directors, nominees receiving the highest number of votes shall be declared elected following the provisions of the Revised Corporation Code of the Philippines.
2. Every stockholder entitled to vote on a particular question or matter involved shall be entitled to one (1) vote for each share of stock in his name. Cumulative voting is allowed provided that the total votes cast by a stockholder shall not exceed the number of shares registered in his name as of the record date multiplied by the number of directors to be elected. Matters submitted to stockholders for ratification shall be decided by the required vote of stockholders present in person or by proxy.

3. Metrobank has not solicited any discretionary authority to cumulative voting.
4. Votes cast at the meeting shall be counted by the Bank's Stock Transfer Agent and validated by SGV & Co.

Please refer below to the detailed procedures for the registration, viewing of the Meeting, and voting during the Meeting.

### **Registration, Joining and Voting Procedures for the Meeting**

**Record Date.** Stockholders of record as of March 6, 2025 shall be entitled to attend and vote at the Meeting.

Stockholders may attend the Meeting either through remote communication or by proxy. The Meeting will be recorded. All of the votes cast shall be validated by SGV & Co.

**Pre-Registration.** Stockholders who will participate remote communication should pre-register using a valid and active e-mail address and send a message to [ASMregistration@metrobank.com.ph](mailto:ASMregistration@metrobank.com.ph) on or before April 14, 2025 and submit the following requirements:

#### **For Certified Stockholders:**

##### **(a) Individual Stockholders**

- i. A scanned copy of the Stockholder's valid government-issued ID showing photo, signature and personal details, preferably with residential address (in JPG format). The file size should be no larger than 2MB;
- ii. A valid and active e-mail address and contact number.
- iii. Electronically-signed documents are accepted pursuant to relevant laws.

##### **(b) Corporate Stockholders**

- i. A Secretary's Certificate attesting to the authority of the representative to participate by remote communication for and on behalf of the Corporation (in JPG format). The file size should be no larger than 2MB;
- ii. A scanned copy of the valid government-issued ID of the Stockholder's representative showing photo, signature and personal details, preferably with residential address (in JPG format). The file size should be no larger than 2MB;
- iii. A valid and active e-mail address and contact number of the Stockholder's representative.
- iv. All documentary requirements must be notarized.

##### **(c) Stockholders under Joint Accounts**

In addition to the above requirements, a scanned copy of an authorization letter signed by all Stockholders jointly owning the shares designating who among them is authorized to cast the vote for the account, has to be submitted. The authorization letter must also be in a digital, JPG format with a file size no larger than 2MB.

#### **For Stockholders under PCD Participant/Broker account or "Scripless Shares"**

- i. A broker certification on the Stockholder's number of shareholdings (in JPG format). The file size should be no larger than 2MB;
- ii. A scanned copy of the Stockholder's valid government-issued ID showing photo, signature and personal details, preferably with residential address (in JPG format). The file size should be no larger than 2MB;
- iii. A valid and active e-mail address and contact number.

*Important Note: The Company shall continue to accept documents executed by individual stockholders via electronic signature pursuant to relevant laws. However, documents required to be submitted by corporations (such as the Secretary's Certificate and Broker's Certification) must be notarized. The Company reserves the right to request additional information, including submission of original signed and notarized copies of these documents at a later time. Incomplete or inconsistent information may result in an unsuccessful event registration. As a result, such Stockholders who are unable to provide the foregoing may not be allowed to participate in the virtual ASM.*

Successful registrants will receive an email event information from the following addresses:

Email address	Information/Instructions to be received
<a href="mailto:ASMregistration@metrobank.com.ph">ASMregistration@metrobank.com.ph</a>	An electronic invitation with complete guide on how to join the Meeting.  Note: You will be asked to click a link which will lead you to the WEBEX registration page. As in any streaming platform, only your name and email address will be asked. You are not required to give any other personal information.
<a href="mailto:messenger@webex.com">messenger@webex.com</a>	Official WEBEX event link

For registration concerns and questions related to the meeting and about Metrobank, please get in touch with us through [ASMregistration@metrobank.com.ph](mailto:ASMregistration@metrobank.com.ph).

**Proxy.** Stockholders who are unable to join the virtual Meeting may appoint an authorized representative on their behalf, download, fill-up and sign the sample Proxy Form found on <https://www.metrobank.com.ph/annual-stockholders-meeting-2025> and send a copy to [ASMregistration@metrobank.com.ph](mailto:ASMregistration@metrobank.com.ph) on or before Monday, April 14, 2025.

The submitted proxies are subject to the joint validation of the Company's Stock and Transfer Agent and SGV & Co.

*Questions About the Meeting and the Company.*

You may send your questions regarding the conduct of the Meeting and the Company to [investor.relations@metrobank.com.ph](mailto:investor.relations@metrobank.com.ph).

**Electronic Copies of Relevant Documents.** Pursuant to SEC Notice dated February 22, 2024, copies of the Notice of Meeting, Definitive Information Statement and other related documents in connection with the Meeting may be accessed through the Company's website <https://www.metrobank.com.ph/annual-stockholders-meeting-2025> and through the PSE Edge Portal <https://edge.pse.com.ph>.

#### **Metrobank's Dividend Policy Statement**

The Bank's dividend policy is part of its capital management process that ensures the Bank has sufficient resources to support long term growth. At the same time, it aims to improve the returns to shareholders.

In February 2025, the Board approved the following:

- The annual regular cash dividend of Php3.0 per common share, which is equivalent to 15% of par value. The regular cash dividend will be paid in two (2) equal semi-annual tranches of Php1.50 per common share, in March and in September.
- A special cash dividend of Php2.00 per common share, payable in March.

The Board determines according to laws and regulations how the dividends are declared and paid out of the Bank's unrestricted retained earnings.

The majority of the Board approves the declaration of cash dividends. The record date should not be earlier than ten trading days from the declaration, while payment date should not be later than eighteen trading days from the record date. Meanwhile, stock dividends require prior clearance from the BSP, the SEC, and the PSE.

The Board may also approve special cash dividends in addition to the regular cash dividends from time to time. The cash dividend payout depends on the Bank's earnings, cash flows, financial condition, and regulatory requirements for capital, among other factors.

On the other hand, payout may be restricted should the Bank undertake major projects and developments that will require substantial cash outflow, among other circumstances. In these cases, the Board may change the dividend ratio based on results of its operations, plans, and projects.



SIGNATURES

After reasonable inquiry and to the best of my knowledge and belief, I certify that the information set forth in this report is true, complete and correct. This report is signed in MAKATI CITY on March 18, 2025.

Pursuant to the requirements of the Securities Regulation Code, the registrant has duly caused this statement to be signed on its behalf by the undersigned hereunto duly authorized.




**METROPOLITAN BANK & TRUST COMPANY**

By:





**REGIS V. PUNO**  
Corporate Secretary

**SUBSCRIBED AND SWORN** to before me at MAKATI CITY, Metro Manila this MAR 18 2025, affiants exhibiting to me his Passport with the following details:

Names	Passport No.	Date/Place of Issue	Valid Until
REGIS V. PUNO			

Doc. No. 75 ;  
Page No. 16 ;  
Book No. II ;  
Series of 2025

**ATTY. JOSEPH NELSON A. HERNANDEZ**  
NOTARY PUBLIC, CITY OF MAKATI  
APPOINTMENT NO. M-463 – UNTIL DECEMBER 31, 2025  
GT Tower International, 6813 Ayala Ave., corner  
H.V. Dela Costa St., Brgy. Bel-Air, Makati City 1227

## **METROPOLITAN BANK & TRUST COMPANY**

### **PART I – BUSINESS**

#### **DESCRIPTION OF BUSINESS**

##### **1. Business Development**

Metropolitan Bank & Trust Company (“Metrobank” or “the Bank”) was incorporated on April 6, 1962 by a group of Filipino businessmen to provide financial services to the Filipino-Chinese community. Since its formation, the Bank has diversified its business, and to date provides a broad range of banking and collateral services to all sectors of the Philippine economy. The original Certification of Incorporation of the Bank was issued by the Securities and Exchange Commission (SEC) for a 50-year corporate term. The SEC approved the renewal on November 19, 2007.

The Bank opened its first office in Binondo, Manila on September 5, 1962. Within a year, the Bank opened its second branch in Divisoria, Manila. Soon after, the Bank started expanding outside Manila with the opening of its first provincial branch in Davao. In 1975, the Bank rolled out its first international branch in Taipei, followed by offices in New York, Guam, Hong Kong, and Tokyo towards the early 1980s. Initially, the role of the Bank’s foreign offices was to tap expanding Overseas Filipino Workers (OFW) remittance business and to complement its corresponding branch network. This strategy proved successful as the OFW market grew strongly and the political turbulence in the Philippines made access to foreign exchange difficult. It was during this period that the Bank started its Foreign Currency Deposit Unit (FCDU) operations. The Philippine Central Bank authorized Metrobank to operate its FCDU on April 15, 1977.

In November 1980, the SEC approved and certified the listing of 500,000 common shares of Metrobank’s capital stock. On February 26, 1981, Metrobank’s common shares were listed on the Makati Stock Exchange Inc. and the Manila Stock Exchange (which has since unified to become The Philippine Stock Exchange, Inc. or PSE), with the trading symbol of MBT.

On August 21, 1981, Metrobank became one of the first to be granted a universal banking license by the Philippine Central Bank, now Bangko Sentral ng Pilipinas (BSP). This license allowed the Bank to engage in “non-allied undertakings” which include automobile manufacturing, travel services and real estate, as well as finance-related businesses such as insurance, savings and retail banking, credit card services and leasing.

On August 13, 2013, the SEC approved the amendment of the Articles of Incorporation of the Bank increasing its authorized capital stock from P50 billion to P100 billion composed of 4.0 billion common shares and 1.0 billion non-voting preferred shares, each with a par value of P20 per share. The Bank declared a 30% stock dividend equivalent to 633.4 million common shares (approved for listing by PSE on September 10, 2013) which was applied as payment for the required minimum 25% subscription to the increase in authorized capital stock. Total outstanding shares increased to 2,744,801,066 after the stock dividend.

On February 24, 2015, the SEC confirmed the exemption of a rights offer for up to P32.0 billion worth of common shares from the registration requirements under Section 8 of the Securities Regulation Code. Subsequently, in April 2015, the Bank completed a rights offer for 435,371,720 common shares with par value of P20.00. Total outstanding shares increased to 3,180,172,786 after the transaction. On April 12, 2018, the Bank completed another stock rights offer for 799,842,250 common shares with par value of P20.00. Total outstanding shares increased to 3,980,015,036 after the transaction.

On October 4, 2019, the SEC approved the amendment of the Articles of Incorporation of the Bank increasing its authorized capital stock from P100 billion to P140 billion composed of 6.0 billion common shares and 1.0 billion non-voting preferred shares, each with a par value of P20 per share. The Bank declared a 13% stock dividend equivalent to 517.4 million common shares (approved for listing by PSE on November 19, 2019) which was applied as payment for the required minimum 25% subscription to the increase in authorized capital stock. Total outstanding shares increased to 4,497,415,555 after the stock dividend.

On March 13, 2019, the respective BODs of the Bank and MCC approved the proposal to merge MCC into the Bank which will unlock the value of MCC and help realize the following objectives: (1) improve synergy and cross-sell; (2) increase the profitability and improve capital efficiency; and (3) enable the Bank to be more competitive in the credit card business. The proposed merger was ratified by the stockholders of the Bank on April 24, 2019, approved by the BSP on October 23, 2019, and approved by the SEC on January 3, 2020.

## 2. Business of Registrant

### Services/Customers/Clients

Metrobank offers a complete range of commercial and investment banking services. The Bank's customer base covers a cross section of the top Philippine corporate market. The Bank has always been particularly strong in the middle market corporate sector, a significant proportion of which consists of Filipino-Chinese business.

Metrobank and its subsidiaries (the Group) are engaged in all aspects of banking, financing, leasing, real estate and stock brokering. As a bank, Metrobank, which is the ultimate parent of the Group, provides products and services such as deposits, loans and trade finance, credit card products, programs and facilities, electronic banking facilities, cash management, domestic and foreign fund transfers, treasury products, remittances, institutional fund-management, private banking and trust services. The Bank is also a major participant in the Philippine foreign exchange market. It is accredited as a Government Securities Eligible Dealer (GSED) and has played an active role in the development of the domestic capital markets.

The Bank provides investment banking services through First Metro Investment Corporation (FMIC) and retail banking through the Bank and its subsidiary Philippine Savings Bank (PSBank).

### Contribution to Sales/Revenues

The net interest income derived from lending, investment and borrowing activities represents 79.19%, 78.13% and 75.67% of the Group's revenue net of interest and finance charges in 2024, 2023 and 2022, respectively. Other operating income (consisting of service charges, fees and commissions; net trading and securities gains/(losses); net foreign exchange gain/(loss); leasing income; profit from assets sold; income from trust operations; dividend income and miscellaneous income) and share in net income of associates and a joint venture account for 20.81%, 21.87% and 24.33% of the Group's revenue net of interest and finance charges in 2024, 2023 and 2022, respectively.

### Contribution of Foreign Offices

The percentage contributions of the Group's offices in Asia, the United States and Europe to the Group's revenue, net of interest and finance charges, and external net operating income for the years 2024, 2023 and 2022 are as follows:

Offices in	Year	Percentage Contribution to	
		Revenue, Net	External Net Operating Income
Asia (Other than Philippines)	2024	3.37	3.34
	2023	3.81	3.86
	2022	3.15	3.11
United States	2024	0.39	0.41
	2023	0.49	0.52
	2022	0.49	0.53
Europe	2024	0.03	0.03
	2023	0.03	0.03
	2022	0.03	0.04

### Significant Subsidiaries

#### 1. First Metro Investment Corporation (FMIC)

FMIC is the investment banking arm of the Metrobank Group. It is an investment house incorporated in the Philippines on June 25, 1963 with principal place of business at 45th Floor, GT Tower International, Ayala Avenue corner H.V. dela Costa Street, Makati City. On September 22, 2000, FMIC was merged with Solidbank Corporation (Solidbank). Solidbank became the surviving entity and was subsequently renamed First Metro Investment Corporation. FMIC's shares of stocks (originally Solidbank) were listed on the PSE on October 25, 1963 and were subsequently delisted effective December 21, 2012. FMIC is a 99.27%-owned subsidiary of Metrobank.

On March 25, 2021, FMIC's application to return its quasi-banking (QB) license was approved by the BSP. The return of the company's QB license was part of its transformation plan to strengthen its core business of investment banking and forge greater synergy with its Parent Company, Metrobank and subsidiary and FirstMetroSec. This new strategy will allow the company to better serve the needs of its clients, respond aptly to the changing demands of the market and contribute more effectively in the development of the Philippine capital markets.

FMIC is primarily engaged in investment banking. FMIC and its subsidiary offer a wide range of services, from debt and equity underwriting to loan syndication, project finance, financial advisory, equity brokering, online trading and research. FMIC stands at the forefront of the Philippine capital markets as the investment bank of choice for prominent corporations and government agencies. Its track record in debt and equity underwriting rests on its key strength in origination, structuring and execution. The IBG perennially engages in the lion's share of transactions in the debt and equities markets.

FMIC is widely recognized as a leader in debt capital market issuances. The company provides debt financing solutions to help achieve client objectives that normally include expansion plans, refinancing, strategic acquisitions or buy-outs, or complex project financing. For years, it has been actively involved in originating and underwriting Philippines equity issuances, whether private placement or public offering. IBG integrates its expertise and experience in structuring, execution, and distribution to provide optimal solutions for its clients' capital requirements. FMIC is also a PSE-accredited financial advisor providing strategic advice on enhancing corporate value, selecting optimal fundraising structure, and addressing valuation issues.

#### 2. Philippine Savings Bank (PSBank)

PSBank was incorporated on June 30, 1959 to primarily engage in savings and mortgage banking. PSBank is the country's first publicly listed thrift bank. Its principal office is located at the PSBank Center, 777 Paseo de Roxas corner Sedeño Street, Makati City. PSBank is 88.38% - owned subsidiary of Metrobank.

It has outpaced some of its key competitors and is now the country's leading thrift bank in terms of assets. It mainly caters the retail and consumer markets and offers a wide range of products and services such as deposits, loans, treasury and trust functions. PSBank's network comprises 250 branches and 528 ATMs in strategic locations nationwide.

PSBank has a 30% interest in Sumisho Motor Finance Corporation (SMFC), a joint venture with Sumitomo Corporation of Japan. SMFC is not listed in the stock exchange.

#### 3. ORIX METRO Leasing and Finance Corporation (ORIX METRO)

ORIX METRO was incorporated in the Philippines and was registered with the SEC on June 28, 1977. Its primary purpose is to engage in financing by leasing all kinds of real and personal property; to extend credit facilities to consumers and enterprises by discounting commercial papers or accounts receivable, or by buying or selling evidence of indebtedness. On August 24, 2007, ORIX METRO was authorized by the BSP to engage in quasi-banking functions. ORIX METRO engaged in quasi-banking functions effective January 1, 2008 as agreed to by the BSP subject to certain conditions. On April 20, 2022, the BOD of ORIX METRO approved the voluntary surrender of its quasi-banking license. This was approved by the BSP on June 23, 2022.

ORIX METRO is owned by Orix Corporation, Metrobank and FMIC, with shareholdings of 40%, 40%, and 20%, respectively. ORIX METRO and its subsidiaries' Parent Company is Metrobank. The registered office address of ORIX METRO is at 21st Floor, GT Tower International, Ayala Avenue corner H.V. Dela Costa Street, Makati City.

4. Metropolitan Bank (China) Ltd. (MBCL)

MBCL is a wholly-owned subsidiary of Metrobank established in the People's Republic of China with the approval of China Banking Regulatory Commission (CBRC) (now China Banking Regulatory and Insurance Commission) on January 14, 2010. Within the territory of China, MBCL may engage in provision of all kinds of foreign exchange services to all types of customers and except for PRC citizens, provide all kinds of Renminbi services to all types of customers, with the business scope to include: accepting deposits; granting short-term, medium-term and long-term loans; handling acceptance and discount of negotiable instruments; buying and selling treasury bonds, financial bonds and other foreign exchange securities (other than stocks); offering L/C services and guarantees; arranging settlements of both domestic and overseas accounts; buying and selling foreign exchange either for itself or on behalf of its clients; handling insurance business as an agent; undertaking inter-bank borrowing or lending; providing service of safety deposit box; providing credit standing investigation and consultation service; and other business activities as approved by CBRC.

MBCL started its operations on March 2, 2010. Its headquarters is located in Nanjing, Jiangsu Province. It is the first wholly foreign-owned bank incorporated in Jiangsu Province, China. The former Metrobank Shanghai Branch and Pudong Sub-Branch were absorbed by MBCL. At present, aside from its Head Office, MBCL has nine (9) branches/sub-branches as follows: Nanjing Branch, Shanghai Branch, Shanghai-Pudong Sub-Branch, Changzhou Branch, Quanzhou Branch, Changzhou Wujin Sub-Branch, Xiamen Branch, Suzhou Branch and Ningbo Branch.

5. First Metro International Investment Company Limited (FMIIC)

FMIIC is a Hong Kong-registered company incorporated in 1972. It was engaged mainly in deposit-taking, loans, and remittances. However, since 2008, its activity was limited to investment; non-operating entity. Metrobank acquired majority shares in FMIIC in 1978. FMIIC is 100% owned by Metrobank.

6. Metro Remittance (Hong Kong) Limited

A wholly-owned subsidiary of Metrobank incorporated in October 1994 to provide money transmission services in Hong Kong. At present, MRHKL has three (3) branches located in United Centre, Worldwide House and Shatin.

7. Metro Remittance (Singapore) Pte. Ltd.

A wholly-owned remittance subsidiary of Metrobank established in April 2004 to conduct money-changing businesses and provide remittance services to Filipinos and other nationals in Singapore. The Company started commercial operations on November 12, 2004.

8. First Metro Holdings USA Inc. (FMHUSAI) (formerly Metro Remittance (USA), Inc. (MRUSAI))

A wholly-owned remittance subsidiary of Metrobank was initially established to pursue the plan of expanding its remittance operations in California, U.S.A. On December 28, 2017, MRUSA was merged with Metro Remittance Center, Inc. (a wholly-owned subsidiary of Metrobank incorporated under the General Corporation Law of the State of Delaware on November 12, 1992). MRUSAI, as a surviving company reclassified its type of business from a money service business to a holding company effective August 1, 2019. MRUSAI changed its name to First Metro Holdings USA, Inc. (FMHUSAI) effective August 30, 2024. Its subsidiaries are:

- Metro Remittance (Canada), Inc.  
The Company was established to further strengthen the Bank's presence and address the remittance needs of the growing number of Filipinos in Canada. Its branches are located in Vancouver and Toronto which opened on August 1 and November 6, 2006, respectively.
- MB Remittance Center Hawaii, Ltd.  
The Company, established in 2002 and acquired by MRCI in 2005, provides money transmission services to Filipinos in Hawaii.

9. Metro Remittance (UK) Limited (MRUK)

Metrobank acquired all of the outstanding shares of MRUK in May 2004. It was incorporated on September 24, 2002 in England as a private limited company and commenced trading at its premises at Kensington Church Street in London on June 4, 2003. The Company provides fast, secure and affordable money transmission services to the Philippines. It utilizes on-line, real-time computerized links with Metrobank which completes the funds delivery processes to named beneficiaries.

10. Metro Remittance (Japan) Co. Ltd. (MR Japan)

A wholly-owned subsidiary of Metrobank incorporated in Yokohama, Japan on May 8, 2013. It started its remittance operations on October 31, 2013. The Company was established to expand the Bank's presence as well as to strengthen its remittance business in Japan.

11. First Metro Insurance and Reinsurance Brokers, Inc. (FMIRBI)

FMIRBI is a wholly owned subsidiary of Metrobank that was incorporated on April 11, 2024. The Company was established to act as an insurance/reinsurance broker and to offer general and special management and advisory services.

*Distribution Methods of Products and Services*

To remain strongly positioned and retain its leadership, Metrobank continued to upgrade and expand its distribution channels:

1. Branches

Metrobank ended 2024 and 2023 with 710 and 699 branches, respectively. The Bank believes that it has reached its optimal state in terms of its branch network and is confident that it has the size and scale to pursue its growth plans.

2. Remittance Centers

To further expand the remittance business of the Bank and its presence in the international market, remittance alliances were established between the Bank and several well-established businesses in the country.

2024 - New International Remittance Tie-Ups

- a. Kuwait India International Exchange
- b. Far East Express Co. Ltd
- c. Moneymatch Sdn Bhd

3. ATMs

All of Metrobank's 1,746 ATMs are full-featured and allow a wide array of financial and non-financial transactions for its clients and those of BancNet member banks. Apart from being the first bank to secure EMV-chip (Euro MasterCard VISA) certification in the Philippines, it has deployed 88 Cash Accept Machines to allow clients to make real-time cash deposits to their accounts. Also deployed to branches are 10 Cash Recycling Machines to serve clients withdrawal and deposit transactions. We have installed security device in machines, thus providing more secure and convenient solutions to meet its clients' banking needs.

4. Mobile Banking App

The Metrobank App is Metrobank's mobile banking channel which allows clients to do various banking transactions through the convenience of their mobile phone anytime, anywhere.

5. Metrobank Online

Metrobank Online is Metrobank's internet banking service that features a mobile-optimized user interface, allowing customers to do various banking transactions conveniently, 24/7.

6. MBOS (Metrobank Business Online Solution) is a web-based application that provides real-time access to client account statement and transaction history. Corporate enrolled in the facility can likewise initiate transactions at their own convenience. A fully integrated platform that supports latest technology that the market needed. MBOS embodied new functionalities for Cash and Trade solution for corporate clients.
7. E-Government Facilities
  - Tax Direct facility is a web based payment facility of Metrobank that allows both retail and corporate clients to pay their tax dues on tax returns filed through the BIR EFPS website.
  - Bancnet's eGov Payment facility is a highly convenient online service that allows clients to electronically remit their monthly SSS, Philhealth and PAG-IBIG contributions and loan payments.
8. Direct Sales and Telesales for Credit Card Products and Services
  - Branch Sales - These are the stand-alone bank branches of the banks where both existing and new-to-bank customers are tapped by the Bank for credit card cross-sell.
  - Direct Sales - This is a combination of internal and third-party channel used by the Bank to market and sell its credit card products outside of its physical locations and offer services to open market segment.
  - Telesales - The Bank's channel is a dedicated team of accredited third-party telesales agents and representatives facilitating credit card applications and promotions of the Bank. It involves contacting potential customers by phone to offer them products and services and operates during specified hours and is staffed by trained professionals who are dedicated to providing excellent customer service.
  - Digital – Several digital channels provide easy access for our customers wherever they are, whenever they need to get in touch with Metrobank:
    - a) Online Credit Card Application via metrobank.com.ph – is the bank's exclusive page for credit card applications online.
    - b) Metrobank Interactive Assistant (Mia) – is the bank's chatbot accessible via FB Messenger 24/7. Customers can do basic transactions here such as checking of card balances, promo updates, rewards redemption and PayNow. It also offers support from the bank's customer service team for credit card applications.
    - c) Metrobank Card Page Facebook Messenger – is the bank's live chat facility available from 8am to 4pm on business days which cater to credit card application by providing the link to Online Credit Card Application and Metrobank Interactive Assistant (Mia). Social media community managers and the bank's customer service representatives provide the necessary assistance to customers for their promo inquiries, credit card applications and other services.
    - d) Mobile Banking Online Application (MBOA) – is the bank's newly launched app available in iOS and Android where customers can enjoy enhanced features available for their debit and credit card accounts with Metrobank. Customers can check their detailed transactions, credit card utilization and availment of other services such as bills payments, PayNow via Send Money, Balance Transfer, Cash2Go and Balance Conversion.
  - Contact Center – is the bank's customer service team facilitating credit card applications received from customers who contacted the bank's customer hotline and email.

### Competition

The Bank faces competition from both domestic and foreign banks. Currently, there are about six foreign universal banks and eighteen branches of foreign commercial banks operating in the country since the liberalization of the banking industry by the Government in 1994 and in 2014 that compete with local banks, including Metrobank, for deposits, loans and related products.

As of February 17, 2025, the Philippine universal/commercial banking sector consisted of 44 banks, including 26 foreign bank entities. In terms of classification, there are 22 universal banks and 22 commercial banks. Of the 22 universal banks, 13 are private domestic banks, three are government banks and six are branches of foreign banks. Of the 22 commercial banks, two are private domestic banks, two are subsidiaries of foreign banks and 18 are branches of foreign banks. The ten largest universal/commercial banks in the country accounted for over 80% of total assets, loans and total deposits of the universal/commercial banking system based on published statements of condition as of September 30, 2024.

Products and services offered by the larger commercial banks are fairly similar, and banks have used competitive pricing and greater accessibility through branch and digital channels to attract clients. Aside from customer coverage and accessibility, customer experience and security of transactions are also among the key differentiating factors. The smaller domestic banks and foreign banks, on the other hand usually operate in smaller niche markets. The BSP has been encouraging consolidation among banks in order to strengthen the Philippine banking system. Mergers and consolidations may result in greater competition as it strengthens the financial capabilities of a smaller group of “top tier” banks. In December 2016, the BSP issued a memorandum providing regulatory incentives for mergers, consolidations and acquisition of majority or all outstanding shares of stock of a bank or quasi bank.

### *Innovations and Promotions*

In 2024, the Metrobank Group continued to introduce campaigns and promotions to address the market’s needs.

- The NEW Metrobank App achieved 43% retail digital user penetration as of end-2024 with active user base itself rising 10% to almost 1.7 million active users out of more than 2 million total retail users.
- Metrobank’s consumer banking segment introduced more competitive and innovative products such as Travel Signature Visa and, thru its Bancassurance partnership with AXA, launched last year the AXA Secure Future product. The turn-around time in processing auto and home loans was also reduced.
- Metrobank Wealth Manager (WM) platform gained significant traction and positive feedback for its seamless functionalities, such as 24/7 portfolio monitoring, self-service enrollment, bond computation simulations, and an Order Management System.
- PSBank introduced the Enhanced Flexi Loan Renewal Process - a 2-way SMS facility to make it easier for clients to process Flexi Loan renewals. It also launched PSBank Mobile Version 5, a mobile app update with a refreshed design, including new home and splash screens. Key features include:
  - Customizable home page: clients can now choose to view information for a specific account or all accounts.
  - Transaction receipt management: clients can save or share transaction receipts for easy reference.
  - Convenient fee payments: clients can now pay upfront fees directly through the PSBank mobile App.
- AXA Philippines launched AXA Secure Future, a seven-pay endowment plan with guaranteed cash benefits and the highest life insurance coverage among limited-pay endowment plans (based on findings from AXA Philippines’ internal market scan conducted December 2023). This plan gives customers the power to pursue their passions and secure the future of their loved ones.
- First Metro Investment Corporation (FMIC) undertook a strategic pivot to its core business of investment banking. Moving forward, FMIC’s initiatives will focus on enhancing its customer coverage efficiencies.
- FirstMetroSec celebrated its 30th anniversary, a meaningful milestone in its journey as a trusted partner in the Philippine financial markets. The company was honored with 15 awards from respected international and local organizations, recognizing our efforts to deliver quality service and innovative solutions. These include:
  - Best Broker – Domestic, FinanceAsia Awards
  - Most Innovative Online Trading Platform, Global Economics Awards
  - Most Innovative Online Trading Mobile App, Global Economics Awards
  - Best Institutional Broker in the Philippines, Alpha Southeast Asia Awards



- Best New Trading Experience, International Business Magazine
- Most Advanced Mobile Trading App, International Business Magazine
- Best One Stop-Shop Solutions For Leading Funds, International Business Magazine
- Best Place to Work (in Brokerage Division), International Business Magazine
- Best Innovative Brokerage House Philippines, Global Business Magazine
- Most Innovative Online and Trading Platform Philippines, Global Business Magazine
- Most Innovative Mobile Trading Application Philippines, Global Business Magazine
- Best Online Trading Platform, International Finance Awards
- Best Online Broker, International Finance Awards
- Best Online Broker - Philippines, Global Business Outlook
- 3rd Best in Sales, FMAP Annual Awards

Financial literacy remained a cornerstone of its mission in 2024. More than 53,000 participated in its 614 educational events - comprising webinars, on-site seminars, hybrid events, podcasts, and TV/radio programs.

The company also introduced features to enhance the trading experience. Trade from Charts enables investors to analyze market trends and execute trades directly on interactive charts, streamlining the process for faster and more informed decisions. Historical Portfolio View provides clients with insights into their portfolio's growth and performance over time, helping them refine their investment strategies

In addition, the company expanded its product offerings to include fixed-income investments, providing clients with more diversified options for building wealth.

#### Transactions with and/or Dependence on Related Parties

Transactions with related parties and with certain directors, officers, stockholders and related interests (DOSRI) are discussed in Notes 32 and 37 of the audited financial statements of the Group as presented in Exhibit 6.

#### Patents, Trademarks, Copyrights, Licenses, Franchises, Concessions, and Royalty Agreements Held

The Bank's major products and service lines are sold through Metrobank trade names or trademarks, among others:

1. For ATMs: Metrobank Prime Debit Card, Metrobank Debit Card and Metrobank Prepaid Card
2. For credit cards: Metrobank Rewards Plus Visa; Metrobank Titanium Mastercard; Metrobank Cashback Visa; Metrobank Travel Signature Visa; Metrobank Peso Platinum Mastercard; Metrobank World Mastercard; Metrobank MFree Mastercard; Toyota Mastercard; PSBank Credit Mastercard; Metrobank Dollar Mastercard and Metrobank Corporate Mastercard.  
Features: Cash2Go; Balance Transfer; Bills2Pay; M Here (Shopping Perks & Privileges); Rewards and PayNow.  
Prepaid Card: YAZZ Reloadable Prepaid Visa; Victory Liner Premiere Visa; PisoPay Prepaid Visa; AXA Rewards Card; Ardeur Bonus Card; JAC Liner My Ride Prepaid VISA; WeEvolve Prepaid VISA; UniPrint Elite Prepaid VISA; IAM Worldwide Prepaid VISA; GMBT Premier Prepaid VISA; Synergreens Prepaid Visa; Rusty Lopez Rewards Prepaid VISA; Metrobank Prepaid Mastercard; Metrobank PayCard; Sta. Ana Multipurpose Cooperative Prepaid Mastercard and STI Alumni Association Prepaid Mastercard.
3. For internet banking: Metrobank Online and MBOS
4. For mobile banking: Metrobank App
5. For remittance services: Metro Remit and PayStation
6. For consumer lending: MetroHome and MetroCar
7. For special current account: AccountOne
8. For special savings account for kids below 18 years old.: Fun Savers Club
9. For Trust products: Metro Money Market Fund; Metro Short Term Bond Fund; Metro Max-3 Bond Fund; Metro Max-5 Bond Fund; Metro Corporate Bond Fund; Metro Balanced Fund; Metro Unit Paying Fund; Metro Equity Fund; Metro Philippine Equity Index Tracker Fund; Metro High Dividend Yield Unit Paying Fund; Metro Multi-Themed Equity Fund of Funds; Metro Clean Energy Equity Feeder Fund; Metro\$ Money Market Fund; Metro\$ Short Term Bond Fund; Metro\$ Max-3 Bond Fund; Metro\$ Max-5 Bond Fund; Metro\$ Asian Investment Grade Bond Fund; Metro \$ World Equity Feeder Fund; Metro\$ Eurozone Equity Feeder Fund; Metro\$ US Equity Feeder Fund; Metro\$ Japan Equity Feeder Fund; Metro\$ US Investment Grade

Corporate Bond Feeder Fund; Metro Aspire Bond Feeder Fund, Metro Aspire Balanced Feeder Fund, Metro Aspire Equity Feeder Fund; Metrobank PERA Money Market Fund, Metrobank PERA Bond Fund, Metrobank PERA Equity Fund and Metro\$ China Equity Feeder Fund.

Corporate licenses include the following:

1. For Metrobank: expanded commercial banking license, FCDU license, license for trust operations, type 2 limited dealer authority, government securities eligible dealer (GSED) with broker-dealer of securities functions
2. For PSBank: thrift banking license, FCDU license, license for trust operations, GSED (non-market maker) as dealer-broker, type 3 limited user authority and quasi-banking license
3. For FMIC: investment house engaged in dealing government securities
4. For ORIX Metro: financing company
5. For MBCL: financial license to expire on January 13, 2040
6. For FMIRBI: insurance and reinsurance broker from January 1, 2025 to December 31, 2027

All the Bank's trademark registrations are valid for 10 years. The Bank closely monitors the renewal dates of registrations to protect and secure its rights to these trademarks. Corporate licenses issued by different regulatory bodies have no specific expiration dates except for the GSED licenses of Metrobank, FMIC and PSBank which is renewable annually every November.

#### Government Approval of Principal Products or Services

The Group regularly obtains approvals and permits from regulatory bodies and agencies, as applicable, prior to the offering of its products and services to the public.

#### Effect of Existing or Probable Government Regulations

#### BSP Reporting

##### *Regulatory Qualifying Capital*

Under existing BSP regulations, the determination of the compliance with regulatory requirements and ratios is based on the amount of the "unimpaired capital" (regulatory net worth) as reported to the BSP, which is determined on the basis of regulatory accounting policies that differ from PFRS in some respects.

The Group complied with BSP Circular No. 781, *Basel III Implementing Guidelines on Minimum Capital Requirements*, which provides the implementing guidelines on the revised risk-based capital adequacy framework particularly on the minimum capital and disclosure requirements for universal banks and commercial banks, as well as their subsidiary banks and quasi-banks, in accordance with the Basel III standards. BSP Circular No. 781 sets out a minimum CET1 ratio of 6.00% and Tier 1 capital ratio of 7.50%; capital conservation buffer of 2.50% comprised of CET1 capital and Total Capital Adequacy Ratio (CAR) of 10.00%. These ratios shall be maintained at all times. Further, BSP Circular No. 856 covers the implementing guidelines on the framework for dealing with domestic systemically important banks (DSIBs) in accordance with the Basel III standards. Banks identified as DSIBs shall be required to have higher loss absorbency, on top of the minimum CET1 capital and capital conservation buffer (CCB) and countercyclical capital buffer (CCYB).

Qualifying capital and risk-weighted assets (RWA) are computed based on BSP regulations. The Group and its individually regulated operations have complied with all externally imposed capital requirements throughout the year.

The Internal Capital Adequacy Assessment Process (ICAAP) supplements the BSP's risk-based capital adequacy framework. In compliance with this, the Group has adopted and developed its ICAAP framework to ensure that appropriate level and quality of capital are maintained by the Group. Under this framework, the assessment of risks extends beyond the Pillar 1 set of credit, market and operational risks and onto other risks deemed material by the Group. The level and structure of capital are assessed and determined in light of the Group's business environment, plans, performance, risks and budget as well as regulatory edicts.

### *Basel III Leverage Ratio (BLR)*

BSP Circular Nos. 881 and 990 cover the implementing guidelines on the BLR framework designed to act as a supplementary measure to the risk-based capital requirements and shall not be less than 5.00%. Effective July 1, 2018, the monitoring of the leverage ratio was implemented as a Pillar I minimum requirement.

### *Liquidity Coverage Ratio (LCR)*

BSP Circular No. 905 provides the implementing guidelines on LCR and disclosure standards that are consistent with the Basel III framework. The LCR is the ratio of high-quality liquid assets to total net cash outflows which should not be lower than 100.00%. Compliance with the LCR minimum requirement commenced on January 1, 2018 with the prescribed minimum ratio of 90.00% for 2018 and 100.00% effective January 1, 2019.

### *Net Stable Funding Ratio (NSFR)*

On June 6, 2018, the BSP issued BSP Circular No.1007 covering the implementing guidelines on the adoption of the Basel III Framework on Liquidity Standards – NSFR. The NSFR is aimed to promote long-term resilience against liquidity risk by requiring banks to maintain a stable funding profile in relation to the composition of its assets and off-balance sheet activities. It complements the LCR, which promotes short term resilience of a bank's liquidity profile. Banks shall maintain an NSFR of at least 100 percent (100%) at all times. The implementation of the minimum NSFR shall be phased in to help ensure that covered banks can meet the standard through reasonable measures without disrupting credit extension and financial market activities. An observation period was set from July 1 to December 31, 2018. Effective, January 1, 2019, banks shall comply with the prescribed minimum ratio of 100%.

The details of CAR, BLR, LCR and NSFR of the Group and the Bank, as reported to the BSP, are discussed in Note 4 of the Audited Financial Statements as presented in Exhibit 6.

### *Applicable Tax Regulations*

Under Philippine tax laws, the Bank and its domestic subsidiaries are subject to percentage and other taxes (presented as 'Taxes and licenses' in the statements of income) as well as income taxes. Percentage and other taxes paid consist principally of gross receipts tax (GRT) and documentary stamp tax (DST). Income taxes include regular corporate income tax (RCIT) and final taxes paid on gross interest income from government securities and other deposit substitutes.

On March 26, 2021, Republic Act (RA) No. 11534, otherwise known as Corporate Recovery and Tax Incentives for Enterprises (CREATE) Act was signed into law. CREATE reduced the RCIT rate for large corporations from 30% to 25% effective July 1, 2020. With the implementation of this Act, the allowable deduction for interest expense was reduced from 33% to 20% of the interest income subjected to final tax.

The regulations also provide for Minimum Corporate Income Tax (MCIT) of 2.00% (provided that effective July 1, 2020 until June 30, 2023, the rate shall be 1%) on modified gross income and allow a Net Operating Loss carry-over (NOLCO). The MCIT and NOLCO may be applied against the Bank and its domestic subsidiaries' income tax liability and taxable income, respectively, over a three-year period from the year of inception. RA No. 11494 or the Bayanihan to Recover as One Act (Bayanihan Act) extended the allowable carry-over period of NOLCO to the next five (5) consecutive years following the year of loss for losses incurred during the taxable years 2020 and 2021. The NOLCO for such can be carried over as a deduction even after the expiration of the Bayanihan Act, provided that same are claimed within the next five (5) consecutive taxable years immediately following the year of the loss.

Current tax regulations also provide for the ceiling on the amount of EAR expense that can be claimed as a deduction against taxable income. Under the regulation, EAR expense allowed as a deductible expense for a service company like the Bank and its domestic subsidiaries is limited to the actual EAR paid or incurred but not to exceed 1.00% of net revenue.

Income derived by the FCDU from foreign currency-denominated transactions with non-residents, OBUs, local commercial banks including branches of foreign banks, is tax-exempt while interest income on foreign currency loans from residents other than OBUs or other depository banks under the expanded system is subject to 10.00% income tax. In addition, interest income on deposit placements with other FCDUs and offshore banking units (OBUs) is taxed at 15.00%.

The applicable taxes and tax rates for the foreign branches of the Bank are discussed in Note 28 of the Audited Financial Statements as presented in Exhibit 6.

#### Research and Development Costs

For the last three fiscal years, the Bank has not incurred any expenses for research and development.

#### Employees

Metrobank had 16,080 employees (including foreign branches) as of December 31, 2024. By year-end 2025, the Bank projects to have 16,616 employees.

	Officers	Rank and File	Total
As of year-end 2024:			
AVPs and up	806		806
Senior Managers and down	7,480	7,794	15,274
	8,286	7,794	16,080
By year-end 2025 (projected):			
AVPs and up	835		835
Senior Managers and down	7,727	8,054	15,781
	8,562	8,054	16,616

Majority of the registrant's rank and file employees are members of the employees' union. Benefits or incentive arrangements of the rank and file employees are covered by the Collective Bargaining Agreement (CBA) that is effective for three years. The Bank continues to ensure that its employees are properly compensated. The latest CBA that is effective for three years beginning January 2025 and will end in December 2027. The Bank has not experienced any labor strikes and the management of the Bank considers its relations with its employees and the Union to be harmonious.

#### Risk Management

The Group has exposure to the following risks from its use of financial instruments: (a) credit; (b) liquidity; and (c) market risks. Detailed discussions and analysis on Risk Management of the Group are disclosed in Note 4 of the Audited Financial Statements as presented in Exhibit 6.

##### *Risk management framework*

The Board of Directors (BOD) has overall responsibility for the oversight of the Bank's risk management process. On the other hand, the risk management processes of the subsidiaries are the separate responsibilities of their respective BOD. Supporting the BOD in this function are certain Board-level committees such as Risk Oversight Committee (ROC), Audit Committee (AC), Executive Committee (EXCOM) and senior management committees through the Asset and Liability Committee (ALCO) among others.

The ROC, which is composed primarily of independent members of the BOD, is responsible for overseeing the Bank's risk infrastructure, the adequacy and relevance of risk policies, and the compliance to defined risk appetite and levels of exposure. The ROC is assisted in this responsibility by the Risk Management Group (RSK). The RSK undertakes the implementation and execution of the Bank's Risk Management framework which involves the identification, assessment, control, monitoring and reporting of risks.

The Bank and its subsidiaries manage their respective financial risks separately. The subsidiaries have their own risk management processes but are structured similar to that of the Bank. To a certain extent, the respective risk management programs and objectives are the same across the Group. The risk management policies adopted by the subsidiaries and affiliates are aligned with the Bank's risk policies. To further promote compliance with PFRS and Basel III, the Bank created a Risk Management Coordinating Council (RMCC) composed of risk officers of the Bank and its financial institution subsidiaries.

#### Credit Risk

Credit risk is the risk of financial loss to the Group if a counterparty to a financial instrument fails to meet its contractual obligations. The Group manages and controls credit risk by setting limits on the amount of risk it is

willing to accept for individual counterparties, related groups of borrowers, market segments, and industry concentrations, and by monitoring exposures in relation to such limits, among others. The same is true for treasury-related activities. Each business unit is responsible for the quality of its credit portfolio and monitoring and controlling all credit risks in its portfolio. Regular reviews and audits of business units and credit processes are undertaken by the RSK and Internal Audit Group, respectively.

### **Liquidity Risk**

Liquidity risk is the current and prospective risk to earnings or capital arising from the inability to meet its obligations when they become due. This may be caused by the inability to liquidate assets or to obtain funding to meet the liquidity needs. The Group manages its liquidity risk by holding adequate stock of high-quality liquid assets, analyzing net funding requirements over time, diversifying funding sources and contingency planning. To measure the prospective liquidity needs, the Group uses Maximum Cumulative Outflow (MCO), a liquidity gap tool to project short-term and long-term cash flow expectations on a business-as-usual condition. The MCO is generated by distributing the cash flows of the Group's assets, liabilities and off-balance sheet items to time bands based on cash flow expectations such as contractual maturity, nature of the account, behavioral patterns, projections on business strategies, and/or optionality of certain products. The incorporation of behavioral cash flow assumptions and business projections or targets results in a dynamic gap report that realistically captures the behavior of the products and creates a forward-looking cash flow projection.

Cash flows from assets are considered as cash inflows, while cash flows from liabilities are considered cash outflows. The net cash flows are determined for each given time period. If the inflows exceed the outflows, the Group is said to have a positive liquidity gap or has excess funds for the given time bucket. Conversely, if the outflows exceed the inflows, the Group is said to have a negative liquidity gap or has funding needs for the given time bucket.

The MCO is monitored regularly to ensure that it remains within the set limits. The Bank generates and monitors daily its MCO, while the subsidiaries generate the report at least monthly. The liquidity profile of the Group is reported monthly to the Bank's ALCO and ROC. To supplement the business-as-usual scenario parameters reflected in the MCO report, the Group also conducts liquidity stress testing to determine the impact of extreme factors, scenarios and/or events to the Group's liquidity profile. Liquidity stress testing exercise is performed quarterly on a per firm basis, and at least annually on the Group-wide level.

### **Market Risk**

Market risk is the possibility of loss to future earnings, fair values, or future cash flows that may result from changes in the price of a financial instrument. The value of a financial instrument may change as a result of changes in interest rates, foreign currency exchange rates, and other market factors. Market risk originates from holdings in foreign currencies, debt securities, and derivatives transactions. Depending on the business model for the product, that is, whether they belong to the trading book or banking book, the Group applies different tools and processes to manage market risk exposures. Risk limits, approved by the BOD, are enforced to monitor and control this risk. RSK, as an independent body under the ROC, performs daily market risk analyses to ensure compliance to policies and limits, while Treasury Group manages the asset/liability risks arising from both banking book and trading operations in financial markets. The ALCO, chaired by the President, manages market risks within the parameters approved by the BOD.

As part of group supervision, the Bank regularly coordinates with subsidiaries to monitor their compliance to their respective risk tolerances and to ensure alignment of risk management practices. Each subsidiary has its own risk management unit responsible for monitoring its market risk exposures. The Bank, however, requires regular submission of market risk profiles from subsidiaries which are presented to ALCO and ROC in both individual and consolidated forms to provide senior management and ROC a holistic perspective, and ensure alignment of strategies and risk appetite across the Group.

#### **Market Risk - Trading Book**

In measuring the potential loss in its trading portfolio, the Bank uses Value-at-Risk (VaR). VaR is an estimate of the potential decline in the value of a portfolio, under normal market conditions, for a given "confidence level" over a specified holding period. The Bank measures and monitors the Trading Book VaR daily and this value is compared against the set VaR limit. Meanwhile, the Group VaR is monitored and reported monthly. The limitations of the VaR methodology are recognized by supplementing VaR limits with other position and sensitivity limit structures and by doing stress testing analysis. These processes address potential product concentration risks, monitor portfolio vulnerability and give the management an early advice if an actual loss goes beyond what is deemed to be tolerable to the Group and the Bank, even before the VaR limit is hit.

Stress testing is performed by the Bank on a quarterly basis and the results are reported to the ALCO and, subsequently, to the ROC and BOD. On a group-wide perspective, stress testing is done, at least, annually. The results are reported by the Bank's Risk Management Group to the BOD through ROC.

#### Market Risk - Banking Book

The Group has in place their own risk management system and processes to quantify and manage market risks in the banking book. To the extent applicable, these are generally aligned with the Bank's framework/tools.

The Group assesses interest rate risk in the banking book using measurement tools such as Interest Rate Repricing Gap, Earnings-at-Risk (EaR) and Sensitivity Analysis.

Interest Rate Repricing Gap is a tool that distributes rate-sensitive assets and liabilities into pre-defined tenor buckets according to time remaining to their maturity (if fixed rate) or repricing (if floating rate). Items lacking definitive repricing schedules (for example, current and savings account) and items with actual maturities that could vary from contractual maturities (for example, securities with embedded options) are assigned to repricing tenor buckets based on an analysis of historical patterns, past experience and/or expert judgment.

The Group calculates EaR using Historical Simulations (HS) approach, with one-year horizon and using five years data. EaR is then derived as the 99th percentile biggest drop in net interest income.

#### Foreign currency risk

Foreign exchange risk is the probability of loss to earnings or capital arising from changes in foreign exchange rates. Foreign currency liabilities generally consist of foreign currency deposits in the Group's FCDU account. Foreign currency deposits are generally used to fund the Group's foreign currency-denominated loan and investment portfolio in the FCDU. Banks are required by the BSP to match the foreign currency liabilities with the foreign currency assets held in FCDUs. Outside the FCDU, the Group has additional foreign currency assets and liabilities in its foreign branch network. The Group's policy is to maintain foreign currency exposure within acceptable limits and within existing regulatory guidelines.

## PART II – SECURITIES OF THE REGISTRANT

### MARKET PRICE OF AND DIVIDENDS ON REGISTRANT'S COMMON EQUITY AND RELATED STOCKHOLDER MATTERS

#### Market Information

In November 1980, the SEC approved and certified the listing of 500,000 common shares of Metrobank's capital stock with par value of ₱100.00 each. On February 26, 1981, the listing and trading of Metrobank's common shares with the Makati Stock Exchange Inc. and Manila Stock Exchange (which unified) took effect with the trading symbol of **MBT**. Today, the Bank's common shares are all listed at the PSE.

Average market prices per share for each quarter within the last two years and subsequent interim period were as follows:

YEAR	QUARTER/ PERIOD ENDED	MARKET PRICES			AVERAGE
		HIGH	LOW	CLOSE	
2025	February 28	74.95	67.10	71.60	72.19
	January 31	75.30	68.85	69.30	71.83
	March 31	66.50	51.30	65.15	59.25
2024	June 30	71.95	62.05	67.55	68.46
	September 30	82.00	65.00	78.60	70.98
	December 31	81.50	70.90	72.00	76.85
2023	March 31	62.50	54.00	58.50	58.76
	June 30	60.50	52.90	55.70	57.65
	September 30	60.00	52.00	54.00	55.81
	December 31	54.35	49.95	51.30	52.06

## Holders

The Bank has a total of 2,919 stockholders as of March 6, 2025, all of whom have the same voting rights. Due to the huge number of certificated stockholders (2,919) and an even bigger number of scripless stockholders, the Company shall provide herein the list of the Top 20 stockholders. Stockholdings of the members of the majority owners (Ty Family and their related companies) were aggregated so as to include both the certificated and scripless shares. Stockholdings held by the PCD Nominee Corporation are broken down into nationality. All in all, the list of stockholders provided here represents approximately 98.240% of the total outstanding capital stock.

Pursuant to Article III, Section 4 of the Bank's By-Laws, at each meeting of the stockholders, every stockholder entitled to vote on the particular question or matter involved shall be entitled to one (1) vote for each share of stock standing in his name on the books of the Bank at the time of the closing of the transfer books for each meeting.

### Top Twenty Stockholders

Following are the top 20 stockholders as of March 6, 2025:

	NAME OF STOCKHOLDER	TOTAL NO. OF COMMON SHARES HELD	PERCENT TO TOTAL NO. OF OUTSTANDING COMMON SHARES
1	GT Capital Holdings, Inc. <sup>b</sup>	1,674,025,950	37.222
2	PCD Nominee Corporation (Filipino) <sup>a</sup>	1,258,818,360	27.990
3	PCD Nominee Corporation (Non-Filipino)	930,052,691	20.680
4	Grand Titan Capital Holdings, Inc.	203,246,909	4.519
5	Nove Ferum Holdings, Inc.	76,226,918	1.695
6	82 Alpha Holdings Corporation	54,871,292	1.220
7	Neiman Rhodes Holdings, Inc.	28,607,046	0.636
8	Philippine Geiko Holdings, Inc.	28,276,333	0.629
9	Metrobank Foundation, Inc. <sup>c</sup>	25,379,981	0.564
10	Go, James	20,192,545	0.449
11	Ty, George Siao Kian (Deceased)	19,717,814	0.438
12	Ty, Alfred	17,087,722	0.380
13	Ty, Arthur <sup>d</sup>	15,627,513	0.347
14	Bloomington Enterprises, Inc.	15,037,844	0.334
15	Asia Pacific Capital Equities and Securities Corp	10,914,927	0.243
16	Solid State Multi-Products Corporation	10,547,559	0.235
17	Ty, Alesandra Vy <sup>e</sup>	7,708,695	0.171
18	Grand Asia Realty Investment Corp.	7,546,152	0.168
19	Dy Buncio, Anjanette	7,377,216	0.164
20	Daruma Holdings Corporation	7,000,000	0.156

a. Net of 3,414,940 shares owned by GT Capital Holdings, Inc.; 7,465,361 shares owned by Metrobank Foundation, Inc.; 645,036 shares owned by Arthur Ty; and 259,900 shares owned by Alesandra V. Ty.

b. Inclusive of 3,414,940 shares lodged with PCD Nominee Corporation

c. Inclusive of 7,465,361 shares lodged with PCD Nominee Corporation

d. Inclusive of 645,036 shares lodged with PCD Nominee Corporation

e. Inclusive of 259,900 shares lodged with PCD Nominee Corporation

As of March 6, 2025, public ownership on the Bank was at 47.94%. Of the total shares issued, 20.717% represents foreign ownership.

## Dividends

There are no restrictions that limit the ability of the Bank to pay cash dividends. Details of cash dividend distribution from 2022 to 2024 follow:

Date of Declaration	Per Share	Amount (In Millions)	Record Date	Payment Date
February 21, 2024	₱1.50 (regular)	₱6,746	September 5, 2024	September 20, 2024
February 21, 2024	₱1.50 (regular)	₱6,746	March 8, 2024	March 25, 2024
February 21, 2024	₱2.00 (special)	₱8,995	March 8, 2024	March 25, 2024
February 22, 2023	₱0.80 (regular)	₱3,598	September 8, 2023	September 22, 2023
February 22, 2023	₱0.80 (regular)	₱3,598	March 17, 2023	March 31, 2023
February 22, 2023	₱1.40 (special)	₱6,296	March 17, 2023	March 31, 2023
February 23, 2022	₱0.80 (regular)	₱3,598	September 9, 2022	September 23, 2022
February 23, 2022	₱0.80 (regular)	₱3,598	March 17, 2022	March 31, 2022
February 23, 2022	₱1.40 (special)	₱6,296	March 17, 2022	March 31, 2022

On February 21, 2024, the BOD of the Bank approved a new dividend policy of increasing the regular cash dividends from ₱1.60 to ₱3.00 per share for the year, payable on semi-annual basis at ₱1.50 per share.

The computation of surplus available for dividend declaration in accordance with SEC Memorandum Circular No. 16 issued in September 2023 differs to a certain extent from the computation following BSP guidelines.

## Recent Sales of Unregistered or Exempt Securities

The information required under Part II paragraph (A) (4) of Annex C of the Securities Regulation Code (SRC) under SRC Rule 12 is not applicable to the Bank.

## Compliance with Lead Practice on Corporate Governance

### Sustaining Strong Corporate Governance

Good corporate governance is the foundation of trust and sustainable growth. Metrobank is committed to sustaining strong governance practices that anchor its operations on the principles of accountability, fairness, transparency and accountability, for the shareholders, creditors, regulators, and the public. Metrobank continuously strives to uphold the highest standards in good corporate governance, ensuring that banking practices, robust risk management and compliance culture, and internal controls are built on a solid foundation of ethical leadership and stakeholder accountability.

Metrobank remains steadfast in its promise to ensure that Filipinos are in good hands when they bank with us, with governance at the heart of everything we do. This means taking full responsibility for our actions and decisions while maintaining a resolute focus on stakeholder interests.

Metrobank continues to set the standard of excellence in banking. The diverse expertise of the Board of Directors (BOD) ensures the Bank's operations prudently, fairly, and with the best interests of its stakeholders. This aligns with its purpose of growing with the nation, creating opportunities for customers, and leading the way in sustained value creation.

Its dedication to corporate governance has been recognized through the prestigious 4-Golden Arrow distinction of the Institute of Corporate Directors based on the latest ASEAN Corporate Governance Scorecard. This accolade is a testament of the Bank continuous focus and dedication to implementing robust corporate governance principles across the organization. Please refer to the Bank's ASEAN Corporate Governance Report published on the website [https://web-assets.metrobank.com.ph/1719902341-acgs\\_metrobank-corporate-governance-practices\\_as-of-may-30-2024\\_v2.pdf](https://web-assets.metrobank.com.ph/1719902341-acgs_metrobank-corporate-governance-practices_as-of-may-30-2024_v2.pdf).

The Board and Management also play a key role in establishing governance standards that meet the expectations of stakeholders, ensuring decisions are made with transparency, fairness, and strategic oversight.



### **Board of Directors**

The BOD plays a critical role in shaping the Bank's long-term success. The Board actively participates in formulating the strategic direction, ensuring its alignment with its vision and mission. Through regular discussions, analysis, and engagement with management, the Board provides valuable guidance and oversight on the execution of the chosen strategy.

To protect the interest of shareholders and other stakeholders, the Board is responsible for the review on an annual basis, monitoring, overseeing management's implementation and approving, which include but not limited to the following:

- The corporate culture and values
- Bank's strategic objectives, business plans as well as capital and debt structure
- Appointment/selection of key members of senior management and heads of control functions
- Sound remuneration and other incentives policy
- Bank's corporate governance, risk, internal control systems, business continuity and consumer protection governance framework
- Effective governance process in handling interlocking positions of directors and officers in other entities
- Adoption of sustainability or environment, social, and governance principles

To ensure effective execution, Metrobank believes in fostering a Board with diverse range of skills and experiences to align with the competencies required for successful strategy implementation. The Board is comprised of a sufficient mix of directors with relevant knowledge, tenure, gender, ethnicity, independence, competence, industry experience, and diversity of perspectives. This fosters productive discussions that lead to sound and balanced decision-making and risk management.

Regular competency assessments are conducted to identify any gaps and ensure the Board's expertise remains aligned with the evolving needs of strategic direction.

The Board is guided by policies that are in place to promote a more dynamic and engaged environment, and mitigate potential conflicts:

- Term limits for independent directors
- Threshold of board memberships in publicly listed companies
- Disclosure about holding multiple board seats/ memberships, and other significant commitments
- Periodic evaluation of directors with interlocking positions by the Board through the Corporate Governance and Compensation Committee tasked to guard against any conflict of interest and adverse effect on the Bank
- For first-time directors, compliance with attending a corporate governance seminar and full understanding and acceptance of the general and specific duties and responsibilities of the Board, as prescribed by the BSP Manual of Regulations for Banks

To ensure the Independent Directors (IDs) remain objective, the Bank sets the following policies:

- Prohibition from management roles
- Non-engagement in any transaction with the Bank or with any of its related companies, or with any of its majority shareholders, whether by themselves or with other persons or through a firm in which they are partners, directors, or majority shareholders. On the other hand, they engage only in transactions conducted at arm's length and those that do not materially interfere with or influence the exercise of their judgment.
- Non-reelection to the Board for those who have served their maximum cumulative term of nine years. They may, however, continue to be nominated and elected as a regular director.

The Board of Directors is ably supported by a dedicated Corporate Secretary who ensures adherence to corporate governance best practices and facilitates efficient board operations. Additionally, the Board fosters a strong and collaborative relationship with the business units, which allows for a clear understanding of operational challenges and opportunities across the organization. Several members also serve on the board of subsidiaries and affiliates, that give them with a firsthand perspective on the unique dynamics and performance of each business segment, ultimately leading to more strategic decisions for the entire group.

### **Board Composition and Diversity**

Metrobank unwavering commitment to board diversity continues to be a driving force behind its success. In 2024, the Bank leveraged the strength of its diverse board, comprised of individuals with deep industry and global expertise, as well as professional experience in finance, investment, technology, marketing, anti-money laundering, internal controls, accounting, credit, sustainability and resiliency, ensuring a well-rounded understanding of the financial sector. The inclusion of female representation, both on the Board and as advisors, ensures a broader range of viewpoints, experiences and skills sets to the table, leading to more informed and innovative outcomes that benefit all stakeholders.

During the 2024 Annual Stockholders' Meeting, the Board was re-elected with the continued support of its shareholders. The Board composition reflects a strong commitment to both experience and independence. It comprises twelve (12) directors, including ten (10) non-executive directors (NEDs) who provide crucial independent oversight, and two (2) executive directors who contribute valuable operational insight. Notably, five (5) of the ten (10) NEDs are independent, with a female representative, further strengthening the Board's objectivity and diverse perspective. All current directors possess the requisite qualifications and are free from any disqualifications for serving on the Board.

The Bank's Board of Advisors has been retained as well, ensuring continuity of experience and leadership.

To maintain focus on key areas, the composition and membership of all Board-level committees (e.g., Audit Committee, Corporate Governance and Compensation Committee, Risk Oversight Committee, etc.) remained unchanged. The continued reliance on the existing committee members, with their deep industry knowledge and strong network of relationships, proved invaluable in navigating complex challenges and drive strategic initiatives. The Board, through Corporate Governance and Compensation Committee regularly assesses the independence and diversity of Board committee assignment.

### **Chairman of the Board and the President**

The Chairman of the Board and the President carry out clearly defined roles and responsibilities autonomously, in accordance with the Bank's By-laws and Corporate Governance Manual (CGM). This ensures that they both uphold the Board's decision-making and act for the Bank's benefit.

The Chairman, Mr. Arthur Ty, steers the Board's overall leadership and direction. He is tasked to ensure the Board carries out its obligations to the Bank and its stakeholders. As Chairman, he creates an environment for directors to openly discuss matters with trust and respect and collectively decide for the Bank's greater good.

Acting on the Board's decisions and based on his sound judgment, President, Mr. Fabian S. Dee, manages the Bank's business and operations. He embodies and articulates the Bank's vision and mission to the organization. He is accountable to the Board in championing the desired conduct and behavior, implementing strategies, and in promoting the long-term interest of the Bank.

### **Lead Independent Director**

Since August 2021, the appointment of Lead Independent Director has significantly enhanced the effectiveness of the Board. This key role is held by Director Philip G. Soliven who plays a pivotal role in facilitating constructive board discussion, fostering an environment where all directors can voice their opinions, and ensuring balanced decision-making that considers the best interest of the Bank and its stakeholders.

### **Term Limit and Policies on Directorships**

The Bank's CGM provides guidelines on the prescribed maximum term for independent directors and policy on interlocking directorships and officerships. The Bank maintains its compliance with the BSP and SEC rules which prescribe a maximum cumulative term of nine (9) years for independent directors, maximum of five (5) board seats for non-executive directors and two (2) board seats for executive directors in other publicly listed companies. No director has exceeded the prescribed limits in 2024.

### **Board Nomination and Election Process**

The Board nomination process emphasizes transparency and stakeholder engagement. Any shareholder, whether controlling or non-controlling, has the right to submit nominations for directorial positions to the Nomination Committee. The Nomination Committee screens the nominations of directors based on its pre-defined criteria, taking into consideration skills, experience, integrity and independence. Additionally, the Bank seeks inputs from various stakeholders, such as referrals from existing directors and officers, established external databases, and reputable search

firms. Only nominees who reached the Final List of Candidates shall be eligible for election as director. No other nominations shall be entertained or allowed on the floor during the actual annual stockholders' meeting. This approach allows the Bank to attract the most qualified individuals to serve on the Board, who embody the values and culture, and firmly believe in the company's strategic directions.

### **Board Meetings**

The Bank's journey to growth is underpinned by the collective wisdom and expertise of the BOD. Through diligent and focused board meetings, the Bank cultivated a dynamic environment for strategic collaboration, risk mitigation and value creation.

Regular meetings are held every second Wednesday of each month. Special meetings may be called anytime, either by the Chairman or, in his absence, the Vice Chairman, or upon written request from at least four (4) directors. Committees meet in accordance with their respective charters and approved schedules.

<b>Board</b>	<b>Name</b>	<b>Board Meetings Attendance</b>
Chairman (NED)	Arthur Ty	12/12
Vice Chairman (NED)	Francisco C. Sebastian	12/12
President/Director (ED)	Fabian S. Dee	12/12
Director (NED)	Alfred V. Ty	11/12
Director (ED)	Vicente R. Cuna, Jr	12/12
Director (NED)	Solomon S. Cua	12/12
Independent	Edgar O. Chua	12/12
Independent	Angelica H. Lavares	12/12
Independent	Philip G. Soliven	11/12
Independent	Marcelo C. Fernando, Jr.	12/12
Director (ED)	Jose Vicente L. Alde	12/12
Independent	Juan Miguel L. Escaler	12/12

Recognizing the benefits of flexibility and inclusivity, the Board and committee meetings continue to utilize a hybrid setup, offering both in-person and virtual participation options, ensuring that all directors can contribute meaningfully to the deliberations. Directors attending remotely through electronic means are fully integrated into the meeting, enabling real-time participation in discussions and decision-making.

The directors shall act only as a Board, and the individual directors shall have no power as such. The Bank requires a majority of the Board to constitute a quorum for the transaction of business, and the vote of a majority of the quorum of the Board is also needed to decide on any action. In accordance with the corporate governance guidelines, the Bank has no agreements or arrangements in place that could compromise the independent voting rights of its directors.

The Corporate Secretary and committee secretaries ensure that the agenda and meeting materials can be accessed from the Bank's intranet site within five (5) banking days before the meeting, whenever practicable. The Bank's directors maintain open lines of communication with senior management and key advisors to discuss any matters relating to the Bank's operations and strategy.

Demonstrating commitment to proactive oversight, the Board's non-executive directors (NEDs), headed by Lead Independent Director, Mr. Philip G. Soliven, met with the heads of compliance, audit and risk as well as representatives from SGV & Co. on 23 October 2024. The NEDs focused their key discussion on the latest industry trends and best practices related to sustainability, risk management initiatives, internal audit strategies, and the Bank's obligations under the AFASA law.

The Bank's Corporate Secretary, who is not a member of the Board and separate from the Chief Compliance Officer, serves as an adviser to the Directors on their obligations and responsibilities and manages the flow of relevant and timely information to the Board prior to meetings. The Corporate Secretary's functions are stated in the Bank's Amended By-laws and CGM.

### **Board Oversight/Committees**

The BOD actively utilizes a robust committee structure to oversee critical areas. For 2024, the Board opted to retain the previous composition and membership of the committees. This decision reflects the committees' proven effectiveness and fosters continuity in oversight responsibilities. Seven (7) of the committees are chaired by Independent Directors (IDs) with relevant expertise, providing focused guidance and in-depth review in their respective areas. Their respective Board-approved charters, which are reviewed annually by the committee secretaries, state the comprehensive details of

the Committee's duties and responsibilities, purposes, compositions, reporting process, and other relevant information, are fully disclosed in the Bank's CGM and posted on the website.

Members of these Board-level committees meet in-person or via remote communication, and as prescribed in their respective charters:

### 1. Anti-Money Laundering Committee

The committee helps the Board fulfill its oversight responsibility over the Anti-Money Laundering Compliance Management, the Anti-Money Laundering Act (AMLA) and its revised Implementing Rules and Regulations, and other related orders. The committee is composed entirely of four (4) Non-Executive Directors (NEDs), two (2) of whom are IDs, including the Chairperson. It meets every other month or as often as necessary.

Members	Committee Membership	Attendance
Angelica H. Lavares (ID)	Chairman	6/6
Arthur V. Ty, Chairman (NED)	Regular Member	4/6
Edgar O. Chua (ID)	Regular Member	6/6
Jose Vicente L. Alde (NED)	Regular Member	6/6

### 2. Audit Committee

The committee serves as the Board's arm in fulfilling statutory and fiduciary responsibilities, enhancing shareholder value, and protecting shareholders' interest. It oversees the internal and external audit functions and controls, transparent and proper reporting, compliance with laws and the Code of Conduct, and implementation of adequate and effective internal controls. It is also responsible for selecting, appointing or re-appointing, and dismissing the internal auditor and independent external auditor, following fair and transparent criteria. The committee is composed of three (3) NEDs, two (2) of whom are IDs, including the Chairperson. All members have relevant financial/accounting expertise and have clear understanding of how sustainability factors can impact the company's financial statements. The committee meets monthly or as often as necessary.

Members	Committee Membership	Attendance
Edgar O. Chua (ID)	Chairman	13/13
Solomon S. Cua (NED)	Regular Member	13/13
Angelica H. Lavares (ID)	Regular Member	13/13

### 3. Corporate Governance and Compensation Committee

The committee ensures to fulfill the corporate governance responsibilities and effectively implement the Compliance System. It is primarily responsible for creating a formal and transparent process in determining the remuneration of directors and officers based on the Bank's culture, strategy, business environment, and industry practice. It is run by three (3) IDs, including the Chairperson, and is supported by the Corporate Governance Officer.

Members	Committee Membership	Attendance
Angelica H. Lavares (ID)	Chairman	6/6
Marcelo C. Fernando Jr. (ID)	Regular Member	6/6
Juan Miguel L. Escaler (ID)	Regular Member	6/6
Arnulfo B. Pascioles Jr.	Corporate Governance Officer	6/6

### 4. Executive Committee

The committee is mainly tasked to review and approve credit proposals and policies within its authority and limitations, as well as provide sound recommendations or conditions on lending. It may also attend to matters delegated by the Board and/or stockholders within its capability and following the Bank's By- Laws.

<b>Members</b>	<b>Committee Membership</b>	<b>Attendance</b>
Arthur V. Ty, Chairman (NED)	Chairman	40/50
Francisco C. Sebastian, Vice-Chairman (NED)	Vice Chairman	43/50
Fabian S. Dee, President (ED)	Regular Member	45/50
Vicente R. Cuna Jr. (ED)	Regular Member	44/50
Mary Mylene A. Caparas, Head, Institutional Banking Sector	Regular Member	45/50
Charlotte T. Bilongilot, Head, Credit Group	Regular Member	48/50

#### 5. Information Technology Steering Committee

The committee is chiefly responsible for governing and overseeing the information technology (IT) resources and ensures the alignment of the Bank's IT strategies with the business objectives. It also supervises the IT Risk Management Program and lends its competence by helping develop policies, controls, and specific accountabilities in line with the IT Risk Management Framework. The Board delegated to the committee the approval of IT-related requests and services/arrangements, including outsourcing/ insourcing activities. The committee submits periodic reports about the IT performance, status of major IT projects, and other significant issues on IT risk matters. The committee is composed of four (4) directors, the Deputy Head of Financial and Control Sector, and the Head of the Information Technology Group.

<b>Members</b>	<b>Committee Membership</b>	<b>Attendance</b>
Vicente R. Cuna Jr. (ED)	Chairman	4/5
Jose Vicente L. Alde (NED)	Regular Member	5/5
Fabian S. Dee, President (ED)	Regular Member	4/5
Juan Miguel L. Escaler (ID)	Regular Member	4/5
Renato K. De Borja Jr., Deputy Head, Financial and Control Sector	Regular Member	5/5
Bernardino V. Ramos, Head, Information Technology Group	Regular Member	5/5

#### 6. Nominations Committee

The committee reviews and evaluates the qualifications of all persons nominated to the Board. It also scrutinizes the eligibility of persons nominated to other positions that require the Board's approval. It is also composed entirely of IDs, including the Chairperson.

<b>Members</b>	<b>Committee Membership</b>	<b>Attendance</b>
Juan Miguel L. Escaler (ID)	Chairman	12/12
Marcelo C. Fernando Jr. (ID)	Regular Member	12/12
Edgar O. Chua (ID)	Regular Member	12/12
Philip G. Soliven (ID)	Regular Member	12/12

#### 7. Overseas Banking Committee

The committee oversees the operational conduct and financial performance of the overseas branches and subsidiaries. It also serves as the Board's oversight on Metrobank expatriates assigned to countries without a foreign office, but with remittance tie-up arrangements. It also helps the Board ensure the overseas branches and subsidiaries' compliance with the rules and regulations in their host countries and their adherence to the business and corporate governance policies. The committee is composed of three (3) NEDs.

<b>Members</b>	<b>Committee Membership</b>	<b>Attendance</b>
Francisco C. Sebastian, Vice Chairman (NED)	Chairman	6/6
Alfred V. Ty (NED)	Regular Member	6/6
Solomon S. Cua (NED)	Regular Member	5/6

#### 8. Related Party Transactions Committee

The committee helps the Board in ensuring that transactions with related parties are reviewed to minimize and mitigate risks, and that appropriate actions are enforced. It also makes sure that related party transactions

(RPT) are conducted at arm's length basis and misappropriation of resources is avoided. Three (3) IDs, including the Chairperson, compose the committee, which meets monthly and is supported by the Compliance Officer.

Members	Committee Membership	Attendance
Philip G. Soliven (ID)	Chairman	15/15
Edgar O. Chua (ID)	Regular Member	15/15
Angelica H. Lavares (ID)	Regular Member	15/15

#### 9. Risk Oversight Committee

The committee develops and oversees the Bank, and its subsidiaries and affiliates, and trust-banking arm to strictly follow the risk management framework. It is steered by three (3) NEDs, majority of whom are IDs, including the Chairperson. The committee members are experts in risk management and have a deep understanding of risk exposures.

Members	Committee Membership	Attendance
Marcelo C. Fernando Jr. (ID)	Chairman	12/12
Philip G. Soliven (ID)	Regular Member	12/12
Jose Vicente L. Alde (NED)	Regular Member	12/12

#### 10. Trust Committee

The committee has oversight control over the trust and fiduciary activities. Its mandate follows BSP rules, as laid down in the Manual of Regulations for Banks, which outline the guidelines for strengthening corporate governance and risk management on trust, other fiduciary business, and investment management activities. The committee is run by three (3) NEDs, the President, and a Trust Officer. The Chairperson is an ID and is not a part of the Audit Committee.

Members	Committee Membership	Attendance
Philip G. Soliven (ID)	Chairman	12/12
Marcelo C. Fernando Jr. (ID)	Regular Member	12/12
Fabian S. Dee, President (ED)	Regular Member	12/12
Jose Vicente L. Alde (NED)	Regular Member	12/12
Angelica S. Reyes, Head, Trust Banking Group	Regular Member	12/12

#### Policies on Performance Evaluation

The BOD conducted a comprehensive self-evaluation to assess its performance in fulfilling its fiduciary duties and contributing to the Bank's strategic objectives. The evaluation is focused on the Board's effectiveness in providing strategic leadership, overseeing risk management, and ensuring sound financial stewardship. The Board, through Corporate Governance and Compensation Committee (CGCCOM) conducted performance assessment across five levels: the Board as a whole, Individual Directors, Chairman, President and Board committees.

The Bank uses a combination of quantitative data and qualitative assessments to gain a holistic understanding of performance across key areas. The CGCCOM designs the Board-approved rating system/ template. A five-point rating system is used for self-assessment. The applicable questionnaires are also found in the Bank's CGM posted on the website.

Rating	Description
5	<b>Strong</b> – exceeds what is considered necessary given the size, risk profile and complexity of operations of the Bank. Deficiencies/weaknesses are considered to be minor and insignificant.
4	<b>Satisfactory</b> – meets what is considered necessary given the size, risk profile and complexity of operations of the Bank. Deficiencies/weaknesses are considered to be minor and insignificant.
3	<b>Less than Satisfactory</b> – does not meet what is considered necessary given the size, risk profile and complexity of operations of the Bank. However, the Board is committed (with ability and willingness) to correct the situation in a timely manner.
2	<b>Deficient</b> – deficient, in a material way, to meet what is considered necessary given the size, risk profile and complexity of operations of the Bank. Moreover, the ability of the Board to correct the situation in a timely manner is doubtful.

Rating	Description
1	<b>Critically deficient</b> – critically deficient to meet what is considered necessary given the size, risk profile and complexity of operations of the Bank. The deficiencies/weaknesses pose an imminent threat to the safety and soundness of the Bank.

For 2024, the Board and its committees completed self-assessments via a cloud-based online survey form and printed questionnaires in February. Based on the evaluation, the Board identified key strengths and areas for improvement with a particular focus on ESG matters and leveraging creative ideas on technology. The overall results were presented to the CGCCOM at its meeting on 11 March 2024.

The Board, through Audit Committee, CGCCOM and Risk Oversight Committee, conducted a performance assessment of the respective heads of control units – Internal Audit, Compliance and Risk Management, for the year 2024. The assessment is integrated into the overall bank's performance evaluation framework. The results of the evaluation indicate that these key personnel are operating in the best interest of the Bank and meeting the established performance expectations in mitigating risks, ensuring compliance and safeguarding the Bank's assets.

Employee performance is evaluated regularly. Assessments are conducted through one-on-one meetings between employees and their supervisors, followed by a leader-led review of evidence-based performance metrics. In 2024, the existing performance management framework and processes have been maintained to monitor employee productivity.

The Bank engaged Reyes Tacandong & Co. (RT&Co.) in February 2024, to conduct an independent assessment of the effectiveness of the BOD and efficiency of execution of the roles and responsibilities of the Board. This assessment, conducted in compliance with the SEC Code of Corporate Governance for Publicly-listed Companies and relevant BSP regulations, followed the Bank's 2021 review and confirmed significant progress in corporate governance practices. The assessment concluded that the Bank effectively complies with all applicable regulatory requirements. The results were presented to the Corporate Governance and Compensation Committee, which endorsed the same to the Board on 19 June 2024.

#### **Policies on Onboarding and Continuing Education**

A well-prepared Board is essential to the Bank's success. To equip new directors with the knowledge and insights necessary to contribute meaningfully from day one, the Bank developed a robust orientation program. New directors are required to attend an orientation session for at least eight hours in line with applicable SEC rules and as stated in the CGM. They are given an orientation kit which contains, among others, a copy of the Articles of Incorporation, By-Laws, Code of Conduct, CGM, and applicable Board Committee Charters. During the orientation, they learn about the general responsibilities and specific duties of the Board and as an individual director. The first-time directors certify under oath that they have received copies of, fully understood, and wholeheartedly accepted their general responsibilities and specific duties. New directors also have the opportunity to engage with senior executives and operational/functional heads to gain insights into current business challenges and regulatory landscape. There was no new director that requires orientation program in 2024.

For directors to be an effective overseer, they must continually learn about the organization, the industry, and operating environment. With shareholders holding high expectations of the Board, directors are required to undergo and complete their annual training. The Bank's Compliance Division, supported by the Organizational Effectiveness and Learning Division, rolls out a four-hour training program for directors and principal officers every year. On 26 July 2024, an annual groupwide corporate governance training was conducted for directors and principal officers, together with the subsidiaries and selected affiliates directors and officers, and facilitated by the Center for Global Best Practices via Zoom conferencing. Four (4) topics were covered: Best Leadership Practices for Fast and Effective Change Management, Executive Briefing on Governance Framework on Data Protection and Cybersecurity, Updates on Anti-Money Laundering Act and The Next Level in ESG & Sustainability – Going Beyond Compliance and Reporting.

Additionally, in fulfillment with the SEC-required training session on anti-money laundering, on 16 August 2024, a one-day training session was held for the members of the Board, in collaboration with the Anti-Money Laundering Council, together with responsible officers and personnel to enable them to fully comply with all their obligations under the AMLA.

The Bank's strategy is to provide the right learning solutions for the right learners at the right time. This ensures that employees have access to carefully curated content aligned with the business needs and strategic direction.

In 2024, the Learning Development Department (LDD) continues to expand its learning portfolio, focusing on three key areas for talent development: Foundational, Functional, and Leadership capabilities of the employees.

- The Foundational learning portfolio covers the essential knowledge areas such as core values and regulatory policies, which all employees must understand and comply with
- The Functional learning portfolio is designed to deepen expertise specific to each role, with offerings such as Treasury certifications and Java programming
- The Leadership learning portfolio focuses on developing leaders in alignment with the Bank's Leadership Behaviors which include Intellectual Capacity, Interpersonal Skills and Intensity.

### **Policies on Remuneration**

The Bank's compensation policies are aligned with the strategic and financial objectives, performance, market conditions as well as labor laws and regulations. These are designed to promote performance and excellence among its people. To attract and retain talent, the Bank ensures its compensation package remains competitive against industry standards.

Board Directors receive a fixed package, which includes per diem, transportation allowance, and other fees. Their pay is based on their banking or finance experience, professional background, level of responsibilities, attendance in Board and committee meetings, and market conditions.

Executive Directors receive compensation as full-time Executive Officers while Non-Executive Directors (NEDs) receive a per diem and other fees for attending Board and committee meetings.

In 2024, the BOD, as a whole, received a total of Php 70.76 million fees and other compensation for the board and board committee meetings. The summary of directors' compensation is disclosed in the Compensation of Directors and Executive Officers section of 2025 Bank's Definitive Information Statement.

Executive officers and employees receive salaries reflective of their qualifications and experience, job nature, position, and level of responsibility.

Composed of fixed pay and variable bonus, individual compensation is reviewed regularly and benchmarked against competition through annual industry compensation and benefits surveys. Adjustments are made commensurate with adherence to individual and company-wide scorecards as well as salary scales.

The Bank's Corporate Governance and Compensation Committee oversees the compensation strategy.

Labor laws and requirements guide the Bank's compensation package for non-officers or rank and file employees, whose salaries are linked to both their performance and mutually agreed upon obligations under the Bank's Collective Bargaining Agreement (CBA).

### **Policies on Succession Planning and Retirement**

The Bank's By-Laws provide that any vacancy in the Board may be filled by the vote of a majority of the directors constituting a quorum. Through a regular or special meeting, stockholders can also fill a vacant director's post that may result from their removal by stockholders, term expiration, or an increase in the number of directors.

Senior leaders are selected and appointed based on a rigorous behavioral assessment of their leadership potential. Appointments are further assessed and approved by the Manpower Committee, Nominations Committee, and the Board.

The Bank continues to identify and develop high-performing and high-potential talent through Talent Reviews. It utilized the 360 tool to support readiness assessments of successors and to ensure the quality of the next generation of leaders.

Metrobank has also taken active steps in hastening the development of successors who can already take on key roles through cross-posting assignments and immersions, preparing high-potential talents for the imminent retirement of incumbent leaders.

As a rule, no director may be re-elected following the calendar year when they turn 75 years old. However, the Nominations Committee may recommend a waiver of the age requirement to the Board if it is deemed to be in the best interest of the Bank.

Retirement is compulsory for employees who either reach the age of 55 years or complete 30 years of continuous service, whichever comes first.



### **Governance Policies and Standards**

At Metrobank, we are committed to maintaining the highest standards of corporate governance. The established policies and procedures are designed to ensure transparency, accountability, and ethical conduct in all aspects of the business. These policies are available to access from the Bank's intranet site and website for the benefit of the stockholders and other stakeholders.

**Managing Compliance Risks.** Given the depth and breadth of the business, the Bank is exposed to various risks and uncertainties, including compliance risk, which may impact the operational and financial results. The Bank is fully prepared to manage, defend, protect, and mitigate risk exposures inherent in the business, industry, regulations, stock ownership, and other related exposures.

The Bank's comprehensive Compliance Policy Manual serves as the foundation for the robust compliance risk management system. The manual formalizes and documents the policies, procedures and controls for managing compliance risks across the Group. Compliance Division regularly review and update the manual to ensure it remains aligned with evolving requirements and industry best practices.

The Manual also empowers the Bank to create a system of values, beliefs, and behaviors, making compliance a way of life and culture at Metrobank.

Compliance Division ensures that this culture is inherent in everything we do. Among the roles include:

- Keeping employees informed of the latest rules and regulations
- Acting as an overseer of all the activities
- Collaborating with business and support units in identifying, assessing, monitoring, and managing possible regulatory compliance risks
- Providing sound advice to management with regard to managing regulatory and compliance risks
- Actively encouraging the Bank to implement its compliance system and address any breach that may arise
- Building a culture of compliance by conducting regular compliance awareness training and issuing advisories, whenever needed

The Compliance Officer provides strong leadership to the Compliance Division and reports to the Board through the Corporate Governance and Compensation Committee and performs the following:

- Oversees the identification and management of regulatory compliance risks that may arise
- Supervises the compliance function staff and provides functional oversight to the designated Compliance Coordinators of the Head Office units and domestic branches, and Compliance Officers of foreign branches
- Provides essential compliance oversight function on Compliance Officers of the BSP-supervised financial institutions under the Metrobank Group

**Code of Conduct and Ethics for Directors.** The Bank's Code of Conduct for Directors, established in 2013, continues to be a cornerstone of the corporate governance framework. The code was recently reviewed and approved by the Board in June 2024, reaffirming the commitment to ethical leadership and responsible stewardship. The code explicitly prohibits directors from using their positions for personal gain, prioritizing self-interest over the Bank's need, or engaging in activities that could compromise their impartiality. As part of the onboarding process, new directors receive an orientation kit that includes the Code of Conduct, ensuring their full understanding of the rules governing their professional and ethical behavior. All directors are expected to adhere to the highest standards outline in the code. The latest version is available on the Bank's intranet site and corporate governance page of the Bank's website.

**Code of Conduct for Employees.** The Bank has a comprehensive Code of Conduct for employees that outlines the expected behavior and ethical standards for all employees. The Bank established the Code in November 2017, and in June 2024, the Board reaffirmed the Code, reinforcing its importance to the Bank's culture. This code serves as a guiding principle, reinforcing the Bank's PITCH values: Passionate for Results, Integrity, Teamwork, Customer Service and Heart for Community.

To ensure its effective implementation, a total of 15,217 employees completed the mandatory e-learning sessions facilitated by the Metrobank Academy from June to August 2024. These sessions were designed to educate employees on the principles of the Code. In addition, employees must attest to their commitment to the code, reaffirming their pledge to uphold the Bank's core values. The latest version of the code is available on the Bank's intranet and corporate governance page of Bank's website.

**Anti-Bribery and Corruption Policy.** Metrobank strengthened its commitment to ethical business practices by implementing a comprehensive Anti-Bribery and Corruption Policy. This policy, designed to uphold the highest standards of integrity, applies to all directors, employees, and their dealing with clients, service providers, counterparties, and other parties regardless of their location. The policy is integral to the onboarding process for new employees, while existing staff receive regular training on its implementation as part of the Code of Conduct e-learning session. The Bank established a clear reporting mechanism, in line with the Whistleblowing Policy, for employees to report any suspected instances of bribery or corruption. Any breach of the policy will be subject to appropriate sanctions. Compliance Division is continuously embedding guidelines about Anti-Bribery and Corruption in its various training sessions.

**Anti-Money Laundering.** Metrobank regards compliance with the country's Anti-Money Laundering Act (AMLA) as a business imperative. The Bank's business is built on public trust and money laundering is a serious reputational risk that could affect customer relationships. The Bank gives utmost importance to customer due diligence, commit to maintain public confidence in the bank's capacity to prevent money laundering, terrorist financing, and proliferation, to effectively manage the risk of financial crimes. Metrobank continues to strengthen its compliance system and foster a culture of adherence by establishing strong risk management practices from end to end in the entire ecosystem. This involves strong oversight from BOD and Senior Management, articulation of acceptable policies and procedures in money laundering and terrorist financing prevention compliance program, appropriate and working monitoring system, effective management information systems, comprehensive internal controls and audits, and adequate training, clear communications among stakeholders, and risk-based compliance testing within the operations. With these robust systems in place, the Bank effectively manages risks related to money laundering, terrorist financing, and proliferation financing, while ensuring strict compliance with the AMLA and other relevant national laws.

**Conflict of Interest.** The Bank's directors act with utmost care, diligence, and good faith in fulfilling their fiduciary duties. The Board of Directors are committed to making informed decisions in the best interest of the bank. Any material fact or conflict of interest is promptly disclosed to the Bank, and appropriate measures are taken to mitigate or avoid such conflicts.

Bank employees effectively manage their personal affairs to prevent any conflicts of interest and avoid any situations or business endeavors arising from associations, interests, or relationships that may lead to conflict or potential conflict between their personal interests and that of the Bank's.

Any knowledge of unethical behavior or conflict of interest may be reported by the employees and stakeholders under the Whistleblowing Policy guidelines.

**Related Party Transactions.** Metrobank adopts a groupwide Related Party Transactions (RPT) Framework that serves as a guide for the Metrobank Group in dealing with related parties. To ensure compliance with relevant regulations and best practices, the RPT policy is subject to annual review. In March 2024, Compliance Division facilitated the updating of the policies and subsequently endorsed for the approval of the Board of Directors.

All transactions with related parties must be thoroughly reviewed to ensure transactions are conducted in the ordinary course of business, on an arm's length basis, at fair market rates, and on terms that are not less favorable to the Bank than those offered to other parties. All related parties are properly identified and RPTs are vetted and approved by any of these committees, depending on the threshold:

- Related Party Transactions Management Committee (RPTMC), a management-level committee comprised of the Bank's senior officers
- Related Party Transactions Committee (RPTC), a Board-level committee fully composed of Independent Directors

Directors and officers must abstain from the discussion, approval, and management of any transaction for which they or any member of their close family or related interests are involved. This includes transactions of subordinates, except to provide material information on the transaction.

An appointed external independent party will evaluate the material RPT if it constitutes 10% or higher of the Bank's total consolidated assets, either individually or in aggregate over a twelve-month period with the same party.

To uphold transparency and fairness, all acts of the Board, including materials RPTS, were ratified by the majority of non-related party shareholders during the Annual Stockholders Meeting in 2024. All RPTs were conducted fairly and at arm's length. Full discussion on these can be found under the Notes to the Financial Statements No. 32 in the Audited Financial Statements.

**Protection of Stockholders' Rights and Interest.** The Bank assures that all shareholders are treated fairly and stockholders are respected in accordance with the Revised Corporation Code.

The Bank is committed to upholding the voting rights of all stockholders and ensuring fair and efficient shareholder meetings. It is open and fair in conducting the annual and special stockholders' meetings. The Bank provides clear and timely notice of meetings, offer voting methods whether in person or by proxy, and ensure that the voting process is conducted with integrity. It also publishes the results promptly, both before and after the meeting on the Bank's website.

Metrobank encourages shareholder participation in meetings and listen carefully to their concerns. Minority stockholders have a right to vote on all matters requiring their consent or approval. This includes, but is not limited to, approval of shareholders on the sale of corporate assets, inspection of books and records, dividends, and appraisal rights. They can also add to the agenda of regular/ special stockholders' meetings, and call for special meetings, among other things. These basic shareholder rights are properly disclosed in the Bank's CGM.

Cumulative voting is allowed as long as the total votes cast by a stockholder shall not exceed the number of shares in their name as of the record date and multiplied by the number of directors to be elected.

Matters submitted to stockholders for their approval shall be decided by the required vote of stockholders present in person or by proxy. The Bank creates a safe space and process that ensures everyone has the opportunity to seek effective redress for alleged violations of their rights.

Majority vote is required for these matters:

- Approval of the minutes of the annual meeting of stockholders
- Approval of corporate acts
- Election of external auditors

For Board directorship, nominees who received the highest number of votes shall be declared elected.

The Bank's 2024 Annual Stockholders' Meeting (ASM) was held through video conference on April 24, 2024. An organizational meeting was held immediately after the ASM and Board-level committees were reconstituted during this meeting.

The notice for the 2024 ASM was published and distributed to all stockholders as of record date 8 March 2024 on 26 March 2024, pursuant to the SEC rules of sending notices of at least 21 days prior to the meeting. Those who cannot attend were apprised ahead of time of their right to appoint a proxy. Subject to the Bank's By-Laws, the exercise of their right shall not be unduly restricted and any doubt about the validity of a proxy should be resolved in the stockholder's favor.

The proxies, attendance, and votes cast at the 2024 ASM were tabulated by the Stock Transfer Agent (Metrobank-Trust Banking Group) and validated by SGV & Co. as third-party validator. The results of the votes were disclosed the next working day. The Minutes of the ASM was made publicly available on 25 April 2024 and was posted on the Bank's website.

**Creditors Rights.** The Bank is committed to treating all creditors fairly and transparently. It adheres to all applicable laws and regulations governing creditors' rights. Bank's creditors have the right to timely payment, access to financial information, and the ability to resolve disputes through internal procedures or external mechanisms. All required disclosures are provided promptly through the website or Philippine Stock Exchange Electronic Disclosure Generation Technology (PSE Edge). To fulfill contractual commitments to depositors, subordinated debt noteholders, and service providers, the Bank conducts business in an ethical and streamlined manner.

**Customers' Interest First.** Metrobank ensures the protection of the interests of its customers. From Board, management, and all employees, serving and protecting the customers is a shared responsibility.

The Bank sets a high standard of service when dealing with customers and creditors. Everyone must follow these five pillars of customer protection:

- Equitable and Fair Treatment
- Disclosure and Transparency of Financial Products and Services
- Protection of consumer assets against fraud and misuse
- Data Privacy and Protection
- Timely Handling and Redress of complaints

The Bank's Customer Protection Policy allows to integrate a customer-centric mindset in the daily operations and dealings. Overseeing the customer practices is the Board, through the Corporate Governance and Compensation Committee and Customer Governance Committee.

To meet the requirements of the regulators and the expectations of the customers, the Bank continuously updates the policies and processes such as standardizing customer handling processes and redefining turnaround time for resolving incidents. The Bank has created a Social Media Risk Management Policy to ensure its customers are protected on social media channels. The policy guides covered individuals on the business and legal risks of using social media.

These rules enable everyone to respect coworkers' and customers' privacy, protect the confidentiality and security of their personal information, and safeguard the information and assets.

**Policy on Suppliers and Contractors.** Metrobank conducts business with suppliers and partners fairly and responsibly. This allows us to make an economic impact and promote inclusion through the local procurement practices. Suppliers and contractors are carefully selected through an accreditation/re-accreditation process that is in accordance with BSP regulations. General Services Group (GSG) collaborates with concerned business units for the accreditation, contracting, selection, bidding, and performance review of vendors. The policy on canvassing and bidding in the conduct of purchase of products or contracts for services is established to ensure that Bank secures the best deal in terms of price, quality of materials or work services, delivery time frame, and related terms and conditions.

Outsourcing Policy guides the business units in outsourcing an activity or function. The policy is aligned with the outsourcing regulations of the BSP to ensure the compliance with applicable rules and regulations. As part of vendor accreditation, securing an Environmental Compliance Certificate for projects that may potentially impact the environment is required. The Bank also secures certifications from relevant government agencies to ensure that vendors classified as a manpower services provider are legitimate and independent contractors, and in good standing with the Social Security System, Pag-IBIG Fund, and PhilHealth in payments and contributions.

**Investor Relations/ Disclosure and Transparency.** The Bank's Investor Relations Department is dedicated to enhancing transparency, fostering open dialogue, and providing timely and accurate information to investors. The team serves as the resource for shareholders, equity and financial analysts, rating agencies, regulators and the media to appreciate the Bank's operations, recent performance and significant developments. Metrobank believes that strong investor relations are essential for building trust, attracting capital, and driving long term value.

The Bank continues to engage with its shareholders through various channels, including:

- Regular investor conferences and roadshows
- One-on-one meetings with institutional investor and analysts
- Quarterly earnings calls
- Investor relations website and social media channels, regularly updated to include the latest news and information about the Metrobank Group.

**Insider Trading Policy.** As a publicly listed company, Metrobank protects shareholders from individuals who may exploit valuable insider information for their own personal gain. The Insider Trading Policy, which is part of the Corporate Governance Manual (CGM) and is available on the Bank's website, ensures strict adherence to a "need-to-know basis" for disclosing material and non-public information about any of the companies under the Metrobank Group or customers.

The Bank prohibits trading during blackout periods when access to certain actions is restricted or denied. This includes all directors, specific employees within the Metrobank Group, and their immediate family members residing in the same household, as well as corporate entities, other organizations, and funds under influence or control.

These individuals and reporting insiders are required to disclose their respective beneficial ownership of Metrobank shares, if applicable. They must also report to the Bank any changes in their ownership on the next trading day, in accordance with the regulations of the SEC and PSE.

**Dividend Policy.** The Bank's Dividend Policy is part of its capital management process that ensures the Bank has sufficient resources to support its long-term growth, and to improve shareholders' returns.

In February 2025, the Board approved the following:

- The annual regular cash dividends of Php3.0 per common share – which is equivalent to 15.0% of par value. The regular cash dividend will be paid in two (2) equal semi-annual tranches of Php1.50 per common share, in March and September.

- A special cash dividend of Php2.0 per common share, payable in March.

The Board determines according to laws and regulations how the dividends are declared and paid out of the Bank's unrestricted retained earnings.

The majority of the Board approves the declaration of cash dividends. The record date should not be earlier than ten (10) trading days from the declaration, while payment date should not be later than eighteen (18) trading days from the record date. Meanwhile, stock dividends require prior clearance from the BSP, the SEC, and the PSE.

The Board may also approve special cash dividends on top of the regular dividends from time to time, if conditions and regulations allow. The cash dividend payout depends on the Bank's earnings, cash flows, financial condition, and regulatory requirements for capital, among other factors.

On the other hand, payout may be restricted should the Bank undertake major projects and developments that require substantial cash outflow, among other circumstances. In these cases, the Board may change the dividend ratio based on the results of its operations, plans, and projects.

**Whistleblowing Policy.** Whistleblowing prevents corruption, violations, and malpractice. The Bank's Whistleblowing Policy aims to create a safe space and secure process so anyone can speak up without fear of retribution. Reports or concerns may be filed through the Bank's website, emailed to [whistleblowing@metrobank.com.ph](mailto:whistleblowing@metrobank.com.ph), or messaged via the text hotline at (+63) 942 747 1359.

Employees and other stakeholders may file complaints with the Bank's Chief Audit Executive/Head of the Internal Audit. Exceptional cases may be filed directly with the Chairman of the Board.

Workplace misconduct such as excesses in authority of supervisors affecting work-life balance and feedback for colleagues on inappropriate behaviors outside of the workplace or personal endeavors that are not reflective of the values that the Bank stands for comprised most of the reports that were received in 2024. These were referred to and addressed by appropriate levels of Management of the concerned Business Units in coordination with the Human Resources Management Group.

**Employees' Health, Safety and Wellbeing.** Employees' health and wellbeing is the Bank's top priority. The Bank designs the safety and wellness programs to ensure all aspects of employees' wellbeing are safeguarded.

Metrobank advocates and provides a safe and healthy workplace. It continuously improves its preventive measures, empower employees in their health and wellness, and ensure compliance with relevant labor laws and emergency/disaster preparedness protocols.

In 2024, the Bank continued to engage with employees through the Metrobank CARES Program, the health and wellness initiative of Metrobank.

Metrobank CARES is the Bank's commitment to foster employee well-being, focusing on physical, emotional/mental, social, spiritual, financial and occupational wellness.

Through this program aims to:

1. Provide employees with support and resources to help them achieve well-being
2. Enable employees to be more productive
3. Engage employees to have a more positive employee experience

In 2024, Metrobank engaged employees on actively managing their health through:

- a. Health assessments via annual physical examinations and executive checkups
- b. Health and wellness resources via various webinars and infographics
- c. Health and wellness caravans in various Metrobank sites

**Corporate Governance Scorecard.** On 20 May 2024, the Bank submitted its Integrated Annual Corporate Governance Report (I-ACGR) to the SEC, Philippine Dealing & Exchange Corporation, and the PSE. This report details the Bank's adherence to the Corporate Governance Code, as well as practices under the PSE CG Guidelines and the ASEAN Corporate Governance Scorecard, and full compliance with all recommended practices.

### **Plans for Improvement of Corporate Governance**

Metrobank is committed to maintaining high standards of corporate governance. While the current framework has served the company well, the Bank recognizes the importance of continuous improvement to align with evolving best practices. Specifically, the Bank is dedicated to aligning with the latest ASEAN Corporate Governance Scorecard, advancing the sustainability commitments, and achieving strategic resilience by integrating sustainability into the business and operational practices.

### **AWARDS**

- Best Bank for Ultra High-Net Worth, Euromoney
- Best Bank for Corporate Social Responsibility in the Philippines, Euromoney
- Strongest Bank in the Philippines, The Asian Banker
- Most recommended Retail Bank in the Philippines, The Asian Banker
- The Philippines' Best for Ultra-High Net Worth in the Philippines, Euromoney Private Banking Awards
- Gold Stevie – Video for Financial Services-Banking, International Business Award
- Top Market Maker for 2024, Bureau of the Treasury
- Best Fixed Income House, Fund Managers' Association of the Philippines
- Metrobank Trust Banking Group – The Best Asset Manager for the Country Specific Equity and Income Oriented Funds, Alpha Southeast Asia
- Best Fund with the Optimal Information Ratio, Alpha Southeast Asia
- Best Asset Manager for the Philippines, Citywire

### ***Deviations***

This is not applicable to the Bank.

### PART III - MANAGEMENT DISCUSSION AND ANALYSIS OF FINANCIAL CONDITION AND RESULTS OF OPERATIONS

#### Audited Financial Statements

The audited financial statements of the Group and the Bank are presented in Exhibit 6 as an attachment to this report, together with the notarized Statement of Management Responsibility for Financial Statements which was signed by the Chairman, President, Head of Financial and Control Sector, Treasurer and Controller of the registrant.

#### Statements of Financial Position

(Amounts in millions)

	December 31				Increase (Decrease) 2024 vs. 2023		Increase (Decrease) 2023 vs. 2022		Increase (Decrease) 2022 vs. 2021	
	2024	2023	2022	2021	Amount	%	Amount	%	Amount	%
<b>Assets</b>										
Cash and Other Cash Items	₱33,726	₱39,431	₱40,683	₱41,302	(₱5,705)	(14.47)	(₱1,252)	(3.08)	(₱619)	(1.50)
Due from Bangko Sentral ng Pilipinas (BSP)	150,128	207,807	252,628	253,257	(57,679)	(27.76)	(44,821)	(17.74)	(629)	(0.25)
Due from Other Banks	82,068	90,535	75,472	48,831	(8,467)	(9.35)	15,063	19.96	26,641	54.56
Interbank Loans Receivable and Securities Purchased Under Resale Agreements (SPURA)	81,287	72,979	73,744	70,447	8,308	11.38	(765)	(1.04)	3,297	4.68
Investment Securities at Fair Value Through Profit or Loss (FVTPL)	226,302	74,856	63,599	50,792	151,446	202.32	11,257	17.70	12,807	25.21
Fair Value Through Other Comprehensive Income (FVOCI)	573,001	536,623	530,464	648,808	36,378	6.78	6,159	1.16	(118,344)	(18.24)
Amortized Cost	475,024	470,638	317,776	83,810	4,386	0.93	152,862	48.10	233,966	279.16
Loans and Receivables	1,816,010	1,537,166	1,418,382	1,236,071	278,844	18.14	118,784	8.37	182,311	14.75
Property and Equipment	28,116	27,243	27,153	25,783	873	3.20	90	0.33	1,370	5.31
Investments in Associates and a Joint Venture	6,359	6,241	5,877	5,851	118	1.89	364	6.19	26	0.44
Goodwill	4,543	4,720	5,194	5,194	(177)	(3.75)	(474)	(9.13)	-	-
Investment Properties	7,805	8,107	7,901	7,327	(302)	(3.73)	206	2.61	574	7.83
Deferred Tax Assets	18,037	14,171	13,362	13,094	3,866	27.28	809	6.05	268	2.05
Other Assets	17,949	14,385	10,855	12,249	3,564	24.78	3,530	32.52	(1,394)	(11.38)
<b>Total Assets</b>	<b>₱3,520,355</b>	<b>₱3,104,902</b>	<b>₱2,843,090</b>	<b>₱2,502,816</b>	<b>₱415,453</b>	<b>13.38</b>	<b>₱261,812</b>	<b>9.21</b>	<b>₱340,274</b>	<b>13.60</b>
<b>Liabilities and Equity</b>										
<b>Liabilities</b>										
Deposit Liabilities										
CASA	₱1,487,938	₱1,439,373	₱1,479,551	₱1,462,717	₱48,565	3.37	(₱40,178)	(2.72)	₱16,834	1.15
Demand	608,370	586,345	581,473	588,434	22,025	3.76	4,872	0.84	(6,961)	(1.18)
Savings	879,568	853,028	898,078	874,283	26,540	3.11	(45,050)	(5.02)	23,795	2.72
Time	1,085,940	925,885	715,415	438,046	160,055	17.29	210,470	29.42	277,369	63.32
Long-Term Negotiable Certificates	-	17,514	26,158	29,521	(17,514)	(100.00)	(8,644)	(33.05)	(3,363)	(11.39)
	2,573,878	2,382,772	2,221,124	1,930,284	191,106	8.02	161,648	7.28	290,840	15.07
Bills Payable and Securities Sold Under Repurchase Agreements (SSURA)	300,652	156,896	91,322	70,334	143,756	91.63	65,574	71.81	20,988	29.84
Derivative Liabilities	13,370	16,865	16,865	8,349	(3,495)	(20.72)	-	-	8,516	102.00
Manager's Checks and Demand Drafts Outstanding	6,901	7,048	6,501	5,396	(147)	(2.09)	547	8.41	1,105	20.48
Income Taxes Payable	4,219	3,601	1,478	1,749	618	17.16	2,123	143.64	(271)	(15.49)
Accrued Interest and Other Expenses	23,544	19,785	13,956	9,858	3,759	19.00	5,829	41.77	4,098	41.57
Bonds Payable	107,236	70,089	88,409	79,823	37,147	53.00	(18,320)	(20.72)	8,586	10.76
Subordinated Debts	-	-	1,169	1,168	-	0.00	(1,169)	(100.00)	1	0.09
Non-equity Non-controlling Interest	-	10,260	10,139	10,619	(10,260)	(100.00)	121	1.19	(480)	(4.52)
Other Liabilities	94,150	70,848	64,037	57,504	23,302	32.89	6,811	10.64	6,533	11.36
<b>Total Liabilities</b>	<b>3,123,950</b>	<b>2,738,164</b>	<b>2,515,000</b>	<b>2,175,084</b>	<b>385,786</b>	<b>14.09</b>	<b>223,164</b>	<b>8.87</b>	<b>339,916</b>	<b>15.63</b>

	December 31				Increase (Decrease) 2024 vs. 2023		Increase (Decrease) 2023 vs. 2022		Increase (Decrease) 2022 vs. 2021	
	2024	2023	2022	2021	Amount	%	Amount	%	Amount	%
Equity										
Equity Attributable to Equity Holders of the Bank										
Common stock	₱89,948	₱89,948	₱89,948	₱89,948	₱-	-	₱-	-	₱-	-
Capital paid in excess of par value	85,252	85,252	85,252	85,252	-	-	-	-	-	-
Treasury stock	-	(70)	(72)	(70)	70	100.00	2	2.78	(2)	(2.86)
Surplus reserves	2,888	2,752	2,613	2,442	136	4.94	139	5.32	171	7.00
Surplus	230,314	204,896	176,374	157,260	25,418	12.41	28,522	16.17	19,114	12.15
Net unrealized loss on investment securities at FVOCI	(8,185)	(10,065)	(23,076)	(3,751)	1,880	18.68	13,011	56.38	(19,325)	(515.20)
Remeasurement losses on retirement plan	(6,436)	(7,491)	(4,404)	(4,747)	1,055	14.08	(3,087)	(70.10)	343	7.23
Equity in other comprehensive income (losses) of investees	80	116	(145)	(118)	(36)	(31.03)	261	180.00	(27)	(22.88)
Translation adjustment and others	(8,359)	(8,673)	(7,982)	(7,711)	314	3.62	(691)	(8.66)	(271)	(3.51)
	385,502	356,665	318,508	318,505	28,837	8.09	38,157	11.98	3	0.00
Non-controlling Interest	10,903	10,073	9,582	9,227	830	8.24	491	5.12	355	3.85
Total Equity	396,405	366,738	328,090	327,732	29,667	8.09	38,648	11.78	358	0.11
Total Liabilities and Equity	₱3,520,355	₱3,104,902	₱2,843,090	₱2,502,816	₱415,453	13.38	₱261,812	9.21	₱340,274	13.60

### Statements of Income

Interest Income	₱177,664	₱153,612	₱102,370	₱87,177	₱24,052	15.66	₱51,242	50.06	₱15,193	17.43
Interest and Finance Charges	63,549	48,642	16,841	12,128	14,907	30.65	31,801	188.83	4,713	38.86
Net Interest Income	114,115	104,970	85,529	75,049	9,145	8.71	19,441	22.73	10,480	13.96
Provision for Credit and Impairment Losses	6,360	8,978	8,112	11,834	(2,618)	(29.16)	866	10.68	(3,722)	(31.45)
Net Interest Income After Provision for Credit and Impairment Losses	107,755	95,992	77,417	63,215	11,763	12.25	18,575	23.99	14,202	22.47
Other Operating Income	29,219	28,504	26,793	25,831	715	2.51	1,711	6.39	962	3.72
Other Operating Expenses	77,161	69,522	60,996	59,473	7,639	10.99	8,526	13.98	1,523	2.56
Income Before Share in Net Income of Associates and a Joint Venture	59,813	54,974	43,214	29,573	4,839	8.80	11,760	27.21	13,641	46.13
Share in Net Income of Associates and a Joint Venture	765	875	704	568	(110)	(12.57)	171	24.29	136	23.94
Income Before Income Tax	60,578	55,849	43,918	30,141	4,729	8.47	11,931	27.17	13,777	45.71
Provision for Income Tax	11,345	12,890	10,620	7,777	(1,545)	(11.99)	2,270	21.37	2,843	36.56
Net Income	₱49,233	₱42,959	₱33,298	₱22,364	₱6,274	14.60	₱9,661	29.01	₱10,934	48.89
Attributable to:										
Equity holders of the Bank	₱48,137	₱42,238	₱32,776	₱22,156	₱5,899	13.97	₱9,462	28.87	₱10,620	47.93
Non-controlling interest	1,096	721	522	208	375	52.01	199	38.12	314	150.96
	₱49,233	₱42,959	₱33,298	₱22,364	₱6,274	14.60	₱9,661	29.01	₱10,934	48.89



**Statements of Comprehensive Income**

	December 31				Increase (Decrease) 2024 vs. 2023		Increase (Decrease) 2023 vs. 2022		Increase (Decrease) 2022 vs. 2021	
	2024	2023	2022	2021	Amount	%	Amount	%	Amount	%
Net Income	₱49,233	₱42,959	₱33,298	₱22,364	₱6,274	<b>14.60</b>	₱9,661	<b>29.01</b>	₱10,934	<b>48.89</b>
Other Comprehensive Income for the Year, net of tax										
Items that may not be reclassified to profit or loss:										
Change in net unrealized gain (loss) on equity securities at FVOCI	394	256	(62)	137	138	<b>53.91</b>	318	<b>512.90</b>	(199)	<b>(145.26)</b>
Change in remeasurement gain (loss) on retirement plan	1,026	(3,157)	318	99	4,183	<b>132.50</b>	(3,475)	<b>(1,092.77)</b>	219	<b>221.21</b>
Items that may be reclassified to profit or loss:										
Change in net unrealized gain (loss) on investment on debt securities at FVOCI	1,385	12,685	(19,270)	(11,505)	(11,300)	<b>(89.08)</b>	31,955	<b>165.83</b>	(7,765)	<b>(67.49)</b>
Change in equity in other comprehensive income (loss) of investees	(37)	263	(26)	(96)	(300)	<b>(114.07)</b>	289	<b>1,111.54</b>	70	<b>72.92</b>
Translation adjustment and others	243	(719)	(257)	1,702	962	<b>133.80</b>	(462)	<b>(179.77)</b>	(1,959)	<b>(115.10)</b>
	1,591	12,229	(19,553)	(9,899)	(10,638)	<b>(86.99)</b>	31,782	<b>162.54</b>	(9,654)	<b>(97.53)</b>
Total Comprehensive Income for the Year	₱52,244	₱52,287	₱14,001	₱12,701	(₱43)	(0.08)	₱38,286	<b>273.45</b>	₱1,300	<b>10.24</b>
Attributable to:										
Equity holders of the Bank	₱51,254	₱51,647	₱13,497	₱12,296	(₱393)	(0.76)	₱38,150	<b>282.66</b>	₱1,201	<b>9.77</b>
Non-controlling Interest	990	640	504	405	350	<b>54.69</b>	136	<b>26.98</b>	99	<b>24.44</b>
	₱52,244	₱52,287	₱14,001	₱12,701	(₱43)	<b>(0.08)</b>	₱38,286	<b>273.45</b>	₱1,300	<b>10.24</b>

**Key Performance Indicators**

The performance of the Bank and its significant majority-owned subsidiaries are measured by the following key indicators:

Company Name	Performance Indicators				
	Book Value Per Share	Basic/ Diluted Earnings Per Share	Return on Average Equity	Return on Average Assets	Net Interest Margin on Average Earning Assets

**For the Year 2024**

Metrobank Group	₱85.72	₱10.71	12.97%	1.45%	3.77%
FMIC (a)	2,107.98*	114.75*	5.33%	3.23%	5.66%
ORIX METRO	156.24	16.84	11.34%	6.59%	8.76%
PSBank	103.33	12.20	12.36%	2.29%	6.00%

**For the Year 2023**

Metrobank Group	₱79.33	₱9.39	12.51%	1.42%	3.90%
FMIC (a)	2,200.97*	74.09*	3.46%	1.72%	5.29%
ORIX METRO	140.69	6.48	4.70%	2.22%	8.31%
PSBank	94.07	10.61	11.72%	1.80%	5.18%

(a) *FMIC and Subsidiaries*

\* On September 15, 2023, the SEC approved the amendment on the Articles of Incorporation of FMIC thereby decreasing the number of authorized common shares from 800 million to 16 million shares with increase in par value from ₱10 to ₱500 per share.

A separate schedule showing financial soundness indicators of the Group as of December 31, 2024 and 2023 is presented in Exhibit “7” as an attachment to this report.

## **2024 Performance**

### ***Financial Position***

As of December 31, 2024, the audited consolidated total assets of the Metrobank Group stood at ₱3.52 trillion and grew by ₱415.45 billion or 13.38% compared with the ₱3.10 trillion consolidated total assets as of December 31, 2023. On the other hand, the audited total consolidated liabilities stood at ₱3.12 trillion and higher by ₱386 billion or 14% compared with ₱2.74 trillion as of December 31, 2023.

Cash and Other Cash Items decreased by ₱5.71 billion or 14.47% due to the lower level of cash requirements of the Parent Company. Due from BSP decreased by ₱57.68 billion or 27.76% driven by lower level of term and overnight deposit placements maintained with BSP. Due from Other Banks decreased by ₱8.47 billion or 9.35% as a result of the net movements in the balances maintained with various local and foreign banks. Interbank Loans Receivable and SPURA went up by ₱8.31 billion or 11.38% on account of higher balance of interbank loans offset by the lower balance of SPURA.

Total investment securities which consisted of FVTPL, FVOCI and securities at amortized cost represents 36.20% and 34.85% of the Group's total assets as of December 31, 2024 and December 31, 2023, respectively, amounted to ₱1.27 trillion and ₱1.08 trillion, respectively, and went up by ₱192.21 billion or 17.76%. The increase was driven by the higher portfolio of FVTPL securities consisting of HFT securities and derivative assets amounting to ₱206.18 billion and ₱20.12 billion, respectively, as of December 31, 2024 compared with ₱52.93 billion and ₱21.92 billion, respectively, as of December 31, 2023. Portfolios of FVOCI securities and securities at amortized cost also grew by ₱36.38 billion and ₱4.39 billion, respectively, due to higher portfolio of debt securities particularly on government bonds and BSP securities.

Net loans and receivables, representing 51.59% and 49.51% of the Group's total assets as of December 31, 2024 and December 31, 2023, respectively, grew by ₱278.84 billion or 18.14% driven by the growths in all segments majority on corporate loans.

Deferred tax assets increased by ₱3.87 billion or 27.28% from ₱14.17 billion to ₱18.04 billion due to movements on temporary tax differences. Other Assets increased by ₱3.56 billion or 24.78% from ₱14.39 billion to ₱17.95 billion primarily due to increase in software costs and miscellaneous assets and the ₱1.2 billion funds held in Trust in compliance with BSP Circular 1166.

On the liability side, deposit liabilities represent 82.39% and 87.02% of the consolidated total liabilities as of December 31, 2024 and December 31, 2023, respectively, wherein, low cost deposits represent 57.81% and 60.41% of the Group's total deposit liabilities, respectively. The Group's deposit level, sourced by the Bank, PSBank and MBCL reached ₱2.57 trillion as of December 31, 2024, an increase of ₱191.11 billion or 8.02% from ₱2.38 trillion as of December 31, 2023. The increase was driven by the higher level of time deposit which increased by ₱160.06 billion or 17.29%, and the ₱48.57 billion or 3.37% growth in CASA offset by the maturity of the ₱17.51 billion LTNCDs (₱12.43 billion for the Parent Company and ₱5.08 billion for PSBank).

Bills Payable and SSURA went up by ₱143.76 billion or 91.63% wherein the level of SSURA increased from ₱134.80 billion as of December 31, 2023 to ₱276.63 billion as of December 31, 2024. Derivative Liabilities which represent mark-to-market of foreign currency forwards, interest rate swaps, cross currency swaps, foreign currency options, bond futures and credit default swaps with negative fair value decreased by ₱3.50 billion or 20.72%. Income taxes payable increased by ₱0.62 billion mainly due to accrual of corporate income tax.

Accrued Interest and Other Expenses went up by ₱3.76 billion or 19.00% due to increases in accruals of other bank expenses and interests particularly on time deposits. Bonds payable increased by ₱37.15 billion or 53.00% mainly on account of the peso values of the newly issued bonds net of maturities. In 2024, FMIC disposed off its remaining interest on the mutual fund subsidiaries (not attributed to the Group), which caused the zero balance in "Non-equity Non-controlling interest" account compared with ₱10.26 billion in 2023. Other liabilities increased by ₱23.30 billion or 32.89% on account of higher balances of accounts payable, marginal deposits, and bills purchased contra account.

Non-controlling interest increased by ₱0.83 billion or 8.24%. Further, equity attributable to equity holders of the Parent Company increased by ₱28.84 billion or 8.09% mainly on account of the ₱48.14 billion net income reported during the year reduced by the ₱22.49 billion total cash dividends paid by the Parent Company plus the decreases in net unrealized losses recognized on FVOCI securities and remeasurement losses recognized on retirement plan by ₱1.88 billion and ₱1.06 billion, respectively.

## ***Results of Operations***

Net income attributable to equity holders of the Parent Company for the year ended December 31, 2024 amounted to ₱48.14 billion and improved by ₱5.90 billion or 13.97% from the ₱42.24 billion net income reported in the previous year. The improvement was driven by the following:

Interest income went up by ₱24.05 billion or 15.66% on account of higher interest income on loans and receivables by ₱16.31 billion, and investment securities by ₱9.37 billion reduced by lower interest income on deposit with banks and others by ₱1.48 billion. Meanwhile, increase in interest expense on deposit liabilities particularly on time deposits by ₱7.86 billion and in interest expense on borrowings by ₱7.05 billion (which includes the interest on the new USD denominated senior unsecured notes issued by the Parent Bank and the bonds issued by MBCL) accounted for the ₱14.91 billion or 30.65% increase in interest and finance charges. As a result, net interest income improved by ₱9.15 billion or by 8.71% from ₱104.97 billion in 2023 to ₱114.12 billion in 2024.

Other operating income of ₱29.22 billion increased by ₱0.72 billion or 2.51% from ₱28.50 billion in 2023 on account of the ₱1.57 billion increase in net trading, securities and foreign exchange gain and the ₱0.54 billion increase in fee-based income offset by the ₱1.46 billion lower profit from assets sold.

Total operating expenses increased by ₱7.64 billion or 10.99% from ₱69.52 billion to ₱77.16 billion due to increases in manpower cost by ₱3.05 billion, taxes and licenses by ₱2.49 billion, and miscellaneous expenses by ₱1.92 billion. Total provision for credit and impairment losses of the Group amounted to ₱6.36 billion for the year ended December 31, 2024 or ₱2.62 billion lower compared with ₱8.98 billion provision in 2023. Provision for income tax was lower by ₱1.55 billion from ₱12.89 billion to ₱11.35 billion due to net movements in corporate, final and deferred income taxes.

Income attributable to non-controlling interests went up to ₱1.10 billion from ₱0.72 billion or by ₱0.38 billion or 52.01% due to higher net income of majority owned subsidiaries.

Total comprehensive income went up by ₱0.04 billion from ₱52.29 billion for the year ended December 31, 2023 to ₱52.24 billion for the year 2024 due to the net effect of the higher net income, plus the favorable movement in remeasurement loss recognized in retirement plan offset by the movement in net unrealized loss recognized on FVOCI investments from ₱12.69 billion positive variance in 2023 to ₱1.39 billion positive variance in 2024. This caused the total comprehensive income attributable to equity holders of the Parent Company to decrease by ₱0.39 billion from ₱51.65 billion for the year ended December 31, 2023 to ₱51.25 billion for the year ended December 31, 2024. Total comprehensive income attributable to non-controlling interest increased by ₱350 million or 54.69%.

Market share price as of December 31, 2024 was at ₱72.00 (from ₱51.30 as of December 31, 2023) with a market capitalization of ₱323.81 billion.

## **2023 Performance**

### ***Financial Position***

As of December 31, 2023, the audited consolidated total assets and total liabilities of the Metrobank Group stood at ₱3.10 trillion and ₱2.74 trillion, respectively. Compared with December 31, 2022, total assets and total liabilities went up by ₱261.81 billion or 9.21% and by ₱223.16 billion or 8.87%, respectively. On the other hand, equity attributable to equity holders of the Parent Company was higher by ₱38.16 billion or 11.98% from ₱318.51 billion to ₱356.67 billion.

Due from BSP decreased by 17.74% driven by lower level of term deposit partially offset by the increase in level of overnight facility placements both maintained with BSP. Due from Other Banks increased by ₱15.06 billion or 19.96% as a result of the net movements in the balances maintained with various local and foreign banks.

Total investment securities which consisted of FVTPL, FVOCI and securities at amortized cost represents 34.85% and 32.07% of the Group's total assets as of December 31, 2023 and 2022, respectively, went up by ₱170.28 billion or 18.67%. Securities at amortized cost went up by ₱152.86 billion particularly on treasury notes and government bonds. FVTPL securities consist of debt and equity securities and derivative assets amounting to ₱46.13 billion, ₱6.80 billion and ₱21.92 billion, respectively, as of December 31, 2023 and ₱32.0 billion, ₱7.16 billion and ₱24.44 billion, respectively, as of December 31, 2022. FVOCI securities increased by ₱6.16 billion due to higher portfolio of debt securities particularly treasury notes and bonds.

Net loans and receivables, representing 49.51% and 49.89% of the Group's total assets as of December 31, 2023 and 2022, respectively, went up by ₱118.78 billion or 8.37% driven by the growths in corporate loans, consumer loans and credit card portfolios.

Investments in Associates and a Joint Venture went up by ₱0.36 billion or 6.19% due to the net income and other comprehensive income contributed by the associates of FMIC. Deferred Tax Assets increased by ₱0.81 billion or 6.05% due to movements on temporary tax differences particularly on allowance for credit and impairment losses. In 2023, the Group recognized impairment loss of ₱474.3 million on the outstanding goodwill. Other Assets on the other hand, increased by ₱3.53 billion or 32.52% from ₱10.86 billion to ₱14.39 billion primarily due to the movements in miscellaneous assets.

Deposit liabilities represent 87.02% and 88.32% of the consolidated total liabilities as of December 31, 2023 and 2022, respectively, wherein, low cost deposits represent 60.41% and 66.61% of the Group's total deposits, respectively. The Group's deposit level, sourced by the Bank, PSBank and MBCL reached ₱2.38 trillion as of December 31, 2023, an increase of ₱161.65 billion or 7.28% from ₱2.22 trillion as of December 31, 2022. The increment came from time deposits by ₱210.47 billion partially offset by the ₱40.18 billion decrease in CASA deposits and the maturity of the ₱8.65 billion LTNCD of the Parent Company.

Bills Payable and SSURA went up by ₱65.57 billion or 71.81% mainly due to higher level of SSURA from ₱67.12 billion as of December 31, 2022 to ₱134.80 billion as of December 31, 2023. Manager's Checks and Demand Drafts Outstanding increased by ₱0.55 billion or 8.41% as a result of the normal banking operations of the Bank and PSBank. Income taxes payable increased by ₱2.12 billion or 143.64% due to higher tax base for the last quarter of 2023.

Accrued Interest and Other Expenses went up by ₱5.83 billion or 41.77% wherein accrued interest increased by ₱3.53 billion while accrual for other bank expenses increased by ₱2.30 billion. Bonds payable decreased by ₱18.32 billion or 20.72% due to maturities of the ₱13.75 billion and ₱4.65 billion fixed rate bonds of the Parent Company and PSBank, respectively. Subordinated debts decreased by 100% due to maturity of the ₱1.17 billion peso notes of the Parent Company. Other liabilities increased by ₱6.81 billion or 10.64% due to movements in accounts payable, retirement liability, bills purchased contra account and marginal deposits.

The ₱0.49 billion or 5.12% increase in equity of non-controlling interest was attributed to the net income generated by the majority-owned subsidiaries of the Parent Company for the year ended December 31, 2023. On the other hand, equity attributable to equity holders of the Parent Company increased by ₱38.16 billion or 11.98% on account of the ₱42.24 billion net income reported during the year reduced by the ₱13.49 billion total cash paid by the Parent Company plus the favorable movement in net unrealized loss recognized in investment securities at FVOCI from ₱23.08 billion in 2022 to ₱10.07 billion in 2023.

### ***Results of Operations***

Net income attributable to equity holders of the Parent Company for the year ended December 31, 2023 amounted to ₱42.24 billion and improved by ₱9.46 billion or 28.87% from the ₱32.78 billion net income reported in the previous year. The improvement was driven by the following:

Interest income went up by ₱51.24 billion or 50.06% on account of higher interest income on loans and receivables by ₱30.36 billion, on investment securities by ₱17.96 billion, on interbank loans receivable by ₱1.88 billion and on deposit with banks and others by ₱1.05 billion. Meanwhile, increase in interest expense on deposit liabilities particularly on time deposits by ₱29.70 billion and in interest expense on borrowings by ₱2.10 billion accounted for the increase of ₱31.80 billion or 188.83% in interest and finance charges. As a result, net interest income improved by ₱19.44 billion or by 22.73%.

Other operating income of ₱28.50 billion increased by ₱1.71 billion or 6.39% from ₱26.79 billion in 2022 on account of the ₱1.36 billion increase in fee-based income, the ₱1.22 billion increase in profit from assets sold and the positive movement in foreign exchange gain from a loss of ₱2.43 billion in 2022 to a gain of ₱4.10 billion in 2023; reduced by the negative movement in trading and securities gain from a gain of ₱6.40 billion in 2022 to a loss of ₱94 million in 2023 and the ₱0.65 billion decrease in miscellaneous income.

Total operating expenses went up by ₱8.53 billion or 13.98% from ₱61.00 billion to ₱69.52 billion due to increases in taxes and licenses by ₱3.40 billion, manpower cost by ₱2.13 billion, and miscellaneous expenses by ₱1.94 billion. Total provision for credit and impairment losses of the Group amounted to ₱8.98 billion for the year ended December 31, 2023 or ₱0.87 billion higher compared with ₱8.11 billion provision in 2022. Provision for income tax was higher by ₱2.27 billion from ₱10.62 billion to ₱12.89 billion due to net movements in corporate, final and deferred income taxes.

Income attributable to non-controlling interests went up by ₱0.20 billion or 38.12% from ₱0.52 billion to ₱0.72 billion due to higher net income of majority owned subsidiaries.

Total comprehensive income went up by ₱38.29 billion from ₱14.00 billion for the year ended December 31, 2022 to ₱52.29 billion for the same year in 2023 due to the net effect of the higher net income and favorable movement in net unrealized gain(loss) recognized on FVOCI investments for the year 2023 partially offset by the movement in remeasurement loss recognized on retirement plans. This caused the total comprehensive income attributable to equity holders of the Parent Company to increase by ₱38.15 billion from ₱13.50 billion for the year ended December 31, 2022 to ₱51.65 billion for the year ended December 31, 2023. Total comprehensive income attributable to non-controlling interest increased by ₱0.14 billion or 26.98%.

Market share price as of December 31, 2023 was at ₱51.30 (from ₱54.00 as of December 31, 2022) with a market capitalization of ₱230.72 billion.

## **2022 Performance**

### ***Financial Position***

The audited consolidated total assets and total liabilities of the Metrobank Group as of December 31, 2022 stood at ₱2.84 trillion and ₱2.52 trillion, respectively. Compared with December 31, 2021, total assets and total liabilities went up by ₱340.27 billion or 13.60% and by ₱339.92 billion or 15.63%, respectively. On the other hand, equity attributable to equity holders of the Parent Company stood at ₱318.51 billion as of December 31, 2022 and 2021.

Due from BSP which represents 8.89% of the Group's total assets decreased by 0.25% on account of lower levels of term deposit and overnight facility placements maintained with BSP. Due from Other Banks increased by ₱26.64 billion or 54.56% as a result of the net movements in the balances maintained with various local and foreign banks.

Total investment securities which consisted of FVTPL, FVOCI and securities at amortized cost represents 32.07% and 31.30% of the Group's total assets as of December 31, 2022 and 2021, respectively, went up by ₱128.43 billion or 16.39%. The increase was due to the net effect of the growth in the portfolios of FVTPL and securities at amortized cost partially reduced by lower portfolio of FVOCI securities. Securities at amortized cost went up by ₱233.97 billion particularly on investments in treasury notes and bonds. FVTPL securities consist of HFT securities and derivative assets amounting to ₱39.16 billion and ₱24.44 billion, respectively, as of December 31, 2022 and ₱40.94 billion and ₱9.85 billion, respectively, as of December 31, 2021. FVOCI securities decreased by ₱118.34 billion due to lower portfolio of debt securities.

Net loans and receivables, representing 49.89% and 49.39% of the Group's total assets as of December 31, 2022 and December 31, 2021, respectively, went up by ₱182.31 billion or 14.75% contributed by the growths in all segments – corporate, commercial and consumer (particularly credit card portfolio). Property and Equipment increased by ₱1.37 billion or 5.31% due to acquisitions of various furniture, fixture and office equipment, renovations of various branches and recognition of ROU assets on new assets/properties leased in 2022. Investment Properties increased by ₱0.57 billion or 7.83% due to new foreclosures during the year. Other Assets decreased by ₱1.39 billion or 11.38% from ₱12.25 billion to ₱10.86 billion primarily due to the net movements in miscellaneous assets and software cost.

Deposit liabilities represent 88.32% and 88.75% of the consolidated total liabilities of the Group as of December 31, 2022 and 2021, respectively, wherein, low cost deposits represent 66.61% and 75.78% of the Group's total deposits, respectively. The Group's deposit level, sourced by the Bank, PSBank and MBCL reached ₱2.22 trillion as of December 31, 2022, an increase of ₱290.84 billion or 15.07% from ₱1.93 trillion as of December 31, 2021 on account of the growth in time deposits by ₱277.37 billion and CASA deposits by ₱16.83 billion partially reduced by the maturity of the ₱3.36 billion LTNCD of PSBank.

Bills Payable and SSURA went up by ₱20.99 billion or 29.84% largely on account of the ₱16.32 billion increase in SSURA and ₱4.67 billion increases in other borrowings including interbank borrowings. Derivative Liabilities which represent mark-to-market of foreign currency forwards, interest rate swaps, cross currency swaps, foreign currency options and bond futures with negative fair value increased by ₱8.52 billion or 102.0%. The increase of ₱1.11 billion or 20.48% in Manager's Checks and Demand Drafts Outstanding resulted from the normal banking operations of the Bank and PSBank. Income Taxes Payable decreased by ₱0.27 billion or 15.49%. Accrued Interest and Other Expenses went up by ₱4.10 billion or 41.57% due to the increase in interest accruals for deposit liabilities and borrowings (volume-related) and other bank expenses. Bonds payable increased by ₱8.59 billion or 10.76% due to the net effect of the ₱23.7 billion additional bonds issued in October 2022; redemption of ₱17.5 billion fixed rate bonds in April 2022; and the movement in the peso value of the USD-denominated senior unsecured notes issued by the Parent Company.

Other Liabilities increased by ₱6.53 billion or 11.36% primarily due to the increases in accounts payable, bills purchased contra account and marginal deposits.

Equity attributable to equity holders of the Parent Company stood at ₱318.51 billion as of December 31, 2022 or a very minimal movement compared with previous year. The ₱32.78 billion net income for the year reduced by the ₱13.49 billion total cash dividends paid by the Bank and the ₱19.33 billion increase in net unrealized loss recognized in investment securities at FVOCI, accounted for the minimal movement in this account.

### ***Results of Operations***

For the year ended December 31, 2022, net income attributable to equity holders of the Parent Company improved to ₱32.78 billion or by 47.93% (₱10.62 billion) from the ₱22.16 billion net income reported in previous year. The increase was driven by the following:

Interest income went up by ₱15.19 billion or 17.43% mainly due to increases in interest income on investment securities by ₱9.62 billion (due to higher volume of investment securities at amortized cost), interest income on loans and receivables by ₱4.66 billion and interest income on interbank loans receivable by ₱0.68 billion. Meanwhile, total interest expense increased by ₱4.71 billion or 38.86% due to the net effect of the higher interest expense on deposit liabilities by ₱5.92 billion and lower interest expense on borrowings by ₱1.21 billion (mainly due to maturities of various fixed rate bonds). As a result, net interest income improved by ₱10.48 billion or by 13.96%.

Other operating income of ₱26.79 billion was up by ₱0.96 billion or 3.72% from ₱25.83 billion in 2021 on account of higher fee-based income by ₱1.62 billion and profit from asset sold by ₱0.52 billion reduced by the ₱1.33 billion decrease in net trading securities and foreign exchange gain.

Total operating expenses were maintained at almost same level with previous year and increased only by ₱1.52 billion or 2.56% from ₱59.47 billion to ₱61.0 billion contributed mainly by higher compensation and fringe benefits of ₱0.86 billion or 3.41% and miscellaneous expenses of ₱1.07 billion or 6.0% on account of the increases in IT expenses and advertising and publicity. Total provision for credit and impairment losses of the Group amounted to ₱8.11 billion for the year ended December 31, 2022 or ₱3.72 billion lower compared with ₱11.83 billion provision in 2021. Provision for income tax was higher by ₱2.84 billion from ₱7.78 billion to ₱10.62 billion due to net movements in corporate, final and deferred income taxes. Provision for income taxes in 2021 included the one-time adjustments on the corporate and deferred income taxes due to the effectivity of the new tax rate under CREATE law.

Income attributable to non-controlling interests went up to ₱0.52 billion from ₱0.21 billion or by ₱0.31 billion or 150.96% due to higher net income of majority owned subsidiaries.

Total comprehensive income went up by ₱1.30 billion from ₱12.70 billion for the year ended December 31, 2021 to ₱14.0 billion for the year ended December 31, 2022 mainly due to improvement in net income reduced by the increase in net unrealized loss recognized this year on FVOCI investments. This caused the total comprehensive income attributable to equity holders of the Parent Company to increase by ₱1.20 billion from ₱12.30 billion in 2021 to ₱13.50 billion for the year ended December 31, 2022.

Market share price as of December 31, 2022 was at ₱54.0 (from ₱55.70 as of December 31, 2021) with a market capitalization of ₱242.86 billion.

### **Key Variable and Other Qualitative and Quantitative Factors**

#### **Plans for 2025**

As the second largest private bank in the country, Metrobank has consistently worked towards enabling both corporate and individual clients achieve their business objectives and maximize their potential. The Bank creates and customizes financial solutions to meet its stakeholders' needs, continuously expanding its scope of reach and leading in community service. This is Metrobank's way of living up to its brand promise, "You're in Good Hands," which embodies its customer-centric approach.

Metrobank, together with its subsidiaries, aims to be the trusted partner of its valued customers by providing them with tailored products & services in new and meaningful ways. Key strategies are anchored on enhancing customer experience, expanding digital banking solutions, improving operational efficiency, having a sound and effective corporate governance and risk & compliance management, and investing in people development.

The Bank intends to further expand its market share by evolving its organization to be customer-obsessed, agile and innovative. Metrobank will introduce new products and services to cater to new and existing customers, as well as tap select emerging markets through new distribution channels, marketing campaigns, and strategic partnerships. Moreover, as the trend shifts to digital banking, Metrobank remains committed on properly serving its clients by enhancing its digital platforms, migrating relevant branch services to digital channels, and digitalizing key customer journeys to provide an improved and convenient customer experience.

The Bank is cognizant that the evolving digital and operating environment calls for a robust IT infrastructure and strong control & risk management practices thus substantial investment is allocated to the Bank's IT projects to deliver seamless digital experiences, enhance information security, process efficiencies, and strengthen risk management & control systems. Metrobank will also invest in people development, equipping its employees with the necessary skills training and knowledge transfer they need to reach their full potential, drive innovation, exceed customer expectations, and ultimately contribute effectively to the Bank's success.

Metrobank is firmly focused on achieving its strategic growth and core business objectives anchored on delivering Meaningful Banking to its clients through relevant financial solutions, best-in-class customer experience, and secured and efficient operations. All these are guided by the Bank's mission, vision and values proving that "You're in Good Hands with Metrobank" benefits its employees, customers, and all its stakeholders.

### **Capital position**

The Bank has sustained its strong capital position. The Bank has benefited from a series of capital markets transactions to raise Tier 1 and Tier 2 capital.

In 2006, the Bank issued US\$125.0 million Hybrid Tier 1 capital security in February and 173,618,400 common shares at ₱38.00 per common share in October. In May 2010, the Bank raised an additional ₱5.0 billion in capital through a private placement of common shares. In January 2011, the Bank raised approximately ₱10.0 billion through a rights offer for 200 million common shares at the offer price of ₱50.00 per rights share. In August 2013, the Bank increased its capital stock from ₱50 billion to ₱100 billion and on September 16, 2013, it issued a stock dividend equivalent to 633,415,049 common shares (with a par value of ₱20) that was applied as payment of the required subscription to the increase in capital stock. In April 2015, the Bank raised ₱32.0 billion through a rights offer for 435,371,720 common shares with par value of ₱20.00 priced at ₱73.50 per share. The newly issued shares were listed on the PSE on April 7, 2015. Further, in April 2018, the Bank raised ₱60.0 billion through a rights offer for 799,842,250 common shares with par value of ₱20.00 priced at ₱75.00 per share. The newly issued shares were listed on the PSE on April 12, 2018. In October 2019, the Bank increased its capital stock from ₱100 billion to ₱140 billion and on November 26, 2019, it issued a stock dividend equivalent to 517,401,955 common shares (with a par value of ₱20) that was applied as payment of the required subscription to the increase in capital stock, which further improved the Bank's capital position.

The Bank also issued Tier 2 instruments to boost its capital adequacy ratio. The Bank issued Basel II compliant Tier 2 subordinated notes in October 2007 for ₱8.5 billion with a coupon of 7.0%; in October 2008 for ₱5.5 billion with a coupon of 7.75%; and in May 2009 for ₱4.5 billion with a coupon of 7.5%. With the advent of Basel III, the Bank subsequently redeemed these previously issued subordinated debt issuances as they would not have been considered as capital beginning January 1, 2014. The Bank exercised the call option on its ₱8.5 billion 7.0%; ₱5.5 billion 7.75% and ₱4.5 billion 7.5% Lower Tier 2 Notes on October 22, 2012, October 4, 2013 and May 6, 2014, respectively. The early redemptions of these instruments were in accordance with the terms and conditions of the notes when they were originally issued. By redeeming the notes, the Bank avoided a step-up in the interest rate and the capital decay from the instruments. In 2014, the Bank raised a total of ₱22.5 billion in subordinated debt wherein ₱16.0 billion was issued on March 27, 2014 at a coupon rate of 5.375% and ₱6.5 billion on August 8, 2014 at 5.25%. The terms of the notes contain a loss absorption feature, allowing them to be recognized as bank capital in accordance with Basel III standards. The transactions were done in part to replace the Basel II Tier 2 notes which were redeemed on their call option dates. As approved by the BSP on April 25, 2019, on June 27, 2019, the Bank redeemed its 2024 Peso Notes amounting to ₱16.0 billion, ahead of its maturity. Likewise, on August 8, 2020, the Bank redeemed the 2025 Peso Notes amounting to ₱6.5 billion, ahead of its maturity after approval by the BSP on May 7, 2020.

As part of the Group's capital efficiency initiatives, the Group has been active in optimizing its allied and non-allied undertakings. Among the initiatives include the sale of the Bank's ownership in Toyota Motor Philippines Corporation in tranches between 2012 and 2013 as well as the sale of FMIC's holdings in Global Business Power Corporation in tranches between 2013 and 2016 and FMIC's holdings in Charter Ping An Insurance Corporation in 2014. In 2014, the Bank and PSBank also disposed of its holdings in Toyota Financial Services Philippines Corporation. Altogether, these sales further improved the Bank's capital adequacy under Basel III. As discussed in Part I - Business item number 2 "Description of Business-Business of Registrant", on March 13, 2019, the respective BODs of the Bank and MCC

approved the proposal to merge MCC into the Bank. The proposed merger was ratified by the stockholders of the Bank on April 24, 2019, approved by the BSP on October 23, 2019, and approved by the SEC on January 3, 2020.

As of December 31, 2024, the Group's Capital Adequacy Ratio (CAR) and Common Equity Tier 1 (CET1) Ratio are 16.68% and 15.94%, respectively, both well above the regulatory requirements.

## **2024 Economic Performance**

In 2024, global markets were swayed by global shocks and policy uncertainties. Amid the start of easing cycles across developing and emerging markets, markets braced for upside risks from multiple sources and episodes such as the escalation of the Israel-Hamas conflict and the increased sanctions on Russia, disrupting supply chains and driving up prices for global commodities such as oil.

However, weak demand from China slightly offset upward pressure from oil prices as their economy struggled to gain footing. Most pivotal was Donald Trump's sweep at the US presidential elections, which saw the dollar quickly regain strength, igniting concerns regarding USD/PHP and its trajectory. Nonetheless, the Philippines still found silver linings, such as target-consistent inflation as well as moderate growth despite the setbacks.

The Philippines remains one of the fastest-growing economy among major Asian countries in 2024 despite the moderate economic growth and the elevated interest rate environment. It outpaced China, Indonesia, Malaysia and Singapore.

### **Modest GDP growth**

GDP grew moderately in 2024 at 5.6%, the same pace as in the previous year.

The economy was growing fast in the first half of the year at 6.1% despite tepid consumption and investment due to the high-interest rate environment. Growth during that period was mainly attributed to an acceleration of government spending as construction spending was front loaded for the year.

However, the full-year print was weighed down by the slow economic growth in the second half of the year, when GDP growth averaged 5.2%. Despite improved business and consumer sentiments as the BSP eased monetary conditions, destructive typhoons stalled economic growth to close out the year.

### **Target-consistent inflation**

Aside from the month of July when year-on-year inflation was recorded at 4.4%, inflation generally remained within the BSP's target range of 2%-4%, allowing full-year inflation in 2024 to settle at 3.2%. The upside risks to inflation were generally the same across the months of 2024 as extreme weather patterns, geopolitical tensions as well as fluctuations in the wholesale electricity spot market (WESM) led to elevated rice, oil, and electricity prices throughout the year. Nonetheless, inflation was subdued especially in the latter parts of 2024 as rice prices, the major contributor to inflation, continued to settle down.

### **BSP: Kicked off easing cycle**

In August 2024, the Bangko Sentral ng Pilipinas (BSP) has finally begun its monetary easing cycle with a 25-basis point (bp) policy rate cut ahead of the Federal Reserve (Fed). This reduced the reverse repurchase rate (RRP) to 6.25% from 6.50% and narrowed the interest rate differential (IRD) between the BSP and the Fed to 75 bps. This is the BSP's first move since the last rate hike in October 2023. The widely expected rate cut was then followed by two more 25-bp cuts, effectively reducing the RRP rate to 5.75% by end-2024. As the Fed reduced the policy rate by 100 bps, year-end IRD settled at 100 bps.

### **Facing stronger dollar**

Local seasonality of the USD/PHP was taken over by the dollar story as the strength of the dollar took center stage in 2024. In the first half of the year, the dollar strengthened to the PHP58 level as investors priced in less dovish sentiments from the Federal Reserve before returning to the PHP56 level after the Fed delivered its jumbo rate cut in September. The second half, however, marked the return of Donald Trump as president whose "America First" policies signal more robust dollar strength that could be continuously sustained throughout his term.



## **Liquidity**

The Bank proactively monitors its liquidity position to ensure that funds are adequate to meet its obligations. Liquidity risk is measured, monitored and controlled via a system of risk tools available on a daily basis.

As of December 31, 2024, the contractual maturity profile of assets and liabilities shows that the Bank has at its disposal about ₱1.44 trillion of cash inflows in the next twelve months from its portfolio of cash, placements with banks, debt securities and receivable from customers. This will cover 62.11% of the ₱2.32 trillion total deposits estimated to come due during the same period. These cash inflows exclude securities in FVTPL and FVOCI with maturities beyond one year but may easily be liquidated in an active secondary market. Including these securities, the total current assets will cover 79.23% of the total deposits that will mature within one year. The historical behavior of deposits balances has shown, however, that a substantial portion of these contractual outflows is not withdrawn in one year.

## **Events That Will Trigger Material Direct or Contingent Financial Obligation**

In the normal course of the Group's operations, there are various outstanding commitments and contingent liabilities which are not reflected in the accompanying financial statements. No material losses are anticipated as a result of these transactions.

There are isolated suits and claims relating to the Group's banking operations and labor-related cases which are pending. In the opinion of management, these suits and claims, if decided adversely, will not involve sums having a material effect on the Group's financial statements.

## **Material Off-Balance Sheet Transactions, Arrangements or Obligations**

The following is a summary of contingencies and commitments of the Group at their peso-equivalent contractual amounts arising from off-balance sheet items as of December 31, 2024 and 2023 (in millions):

	2024	2023
Trust Banking Group accounts	<b>₱581,368</b>	₱497,607
Forward exchange sold	<b>394,694</b>	485,257
Forward exchange bought	<b>385,994</b>	676,781
Cross currency swaps	<b>371,555</b>	311,368
Credit card lines	<b>332,364</b>	276,839
Interest rate swaps	<b>325,492</b>	234,251
Unused commercial letters of credit	<b>71,604</b>	61,936
Undrawn commitments – facilities to lend	<b>53,640</b>	53,740
Derivative spot	<b>52,588</b>	111,561
Bank guaranty with indemnity agreement	<b>15,499</b>	11,732
FX options	<b>13,935</b>	25,108
Bond futures	–	13,095
Interest rate options	<b>11,527</b>	15,700
Credit line certificate with bank commission	<b>7,300</b>	3,963
Outstanding guarantees	<b>5,330</b>	6,637
Credit default swaps	<b>3,181</b>	3,045
Outstanding shipside bonds/airway bills	<b>1,715</b>	1,436
Inward bills for collection	<b>1,521</b>	1,662
Late deposits/payments received	<b>1,053</b>	944
Outward bills for collection	<b>967</b>	640
Confirmed export letters of credits	<b>24</b>	44
Others	<b>29,578</b>	27,480
	<b>₱2,660,929</b>	₱2,820,826

### **Other Relationships of the Registrant with Unconsolidated Entities or Other Persons**

The Group has ownership in the following significant unconsolidated entities as of December 31, 2024:

	<u>Effective % of Ownership</u>
Taal Land, Inc.	35.00%
Cathay International Resources Corporation	34.49%
Sumisho Motor Financing Corporation*	26.52%
SMBC Metro Investment Corporation	30.00%
AXA Philippines Life and General Insurance Corporation (formerly Philippine AXA Life Insurance Corporation)	27.97%
Northpine Land, Inc.	20.00%
Lepanto Consolidated Mining Company	13.36%

\* Represents investments in a joint venture of the Group and effective ownership interest of the Bank through PSBank.

### **Material Commitments for Capital Expenditures**

For the year 2025, the Bank estimates to incur capital expenditures of about P3.0 to P5.0 billion, of which 70% is estimated to be incurred for information technology.

### **Significant Elements from Continuing Operations**

#### **Standards Issued But Not Yet Effective**

Standards issued but not yet effective up to date of issuance of the Group's financial statements are listed in Note 2 of the audited financial statements of the Group as presented in Exhibit 6. The listing consists of standards and interpretations issued, which the Group reasonably expects to be applicable at a future date. The Group intends to adopt these standards when they become effective. Except as otherwise indicated, the Group does not expect the adoption of these new and amended PFRS and Philippine Interpretations to have significant impact on its financial statements. The Group will assess impact of these amendments on its financial position or performance when they become effective.

### **Information on Independent Accountant**

1. SGV has been the external auditors of the registrant since 1962. In compliance with the revised SRC Rule 68 (3) (b) (ix), the signing partners are rotated after every five years reckoned from the year 2002 (increased to seven cumulative years effective August 2019 per Professional Regulatory Board of Accountancy Resolution No. 53, Series of 2019). The following SGV Partners have reviewed/audited the financial statements of the registrant and signed the reports of the independent auditors for the years ended as indicated below:

<b>SGV Partner</b>	<b>Years Ended December 31</b>
Mr. Miguel U. Ballelos, Jr.	2024 and 2023 2023 and 2022
Ms. Janeth T. Nuñez-Javier	2022 and 2021 2021 and 2020
Ms. Josephine Adrienne A. Abarca	2020 and 2019 2019 and 2018
Ms. Janeth T. Nuñez-Javier	2018 and 2017 2017 and 2016 2016 and 2015 2015 and 2014 2014 and 2013
Mr. Aris C. Malantic	2013 and 2012 2012 and 2011 2011 and 2010 2010 and 2009 2009 and 2008

2. The Bank intends to retain SGV as its external auditors for the year 2025. The external auditors are appointed annually by the registrant's BOD and the appointment is ratified by the stockholders during the Annual Stockholders' Meeting.
3. The aggregate fees for each of the last two fiscal years for professional services rendered by the registrant's external auditors are summarized below:

Nature of Services Rendered		Aggregate Fees * (in millions)	
		2024	2023
Audit and Audit-Related Fees	Annual audit of the financial statements in connection with statutory and regulatory filings; annual audit of the Trust financial statements; review of offering circulars based on agreed-upon procedures and issuance of comfort letters relative to the issuances of debt securities.	₱16.60	₱15.40
Tax Fees		-	-
All Other Fees	Seminars and others	0.05	0.05
<b>Total Fees</b>		<b>₱16.65</b>	<b>₱15.45</b>

*\*The above fees pertain only to the Parent Company. Total fees for the Parent Company and its subsidiaries (Group) are disclosed on page 14 of Exhibit 7.*

### **Audit Committee's Approval Policies and Procedures for Above Services**

The Institutional Accounting Division of the Bank's Controllershship Group, upon consultation with the Controller, the Financial and Control Sector Head, and the President, reviews the continuing eligibility of the Bank's external auditor and/or other probable candidates, considering certain criteria.

Upon selection by the Controller, the Financial and Control Sector Head, and the President, the recommendation for engaging the preferred external auditor shall be presented by the Controller to the Audit Committee, which shall then evaluate and endorse the appointment of the external auditor to the Board of Directors for approval.

On March 20, 2024, the Board of Directors approved the endorsement of the Audit Committee re-appointing SyCip, Gorres, Velayo & Co. (SGV) as the external auditor of Metrobank for the year 2024, and it was ratified by the stockholders during the Annual Stockholders' Meeting on April 24, 2024.

### **Appointment of Members and Composition of the Audit Committee**

The members of the Audit Committee are appointed annually by the Board of Directors. It shall be composed of at least three (3) qualified non-executive directors, and majority of whom shall be independent directors, including the Chairperson. All of the members of the Audit Committee must have relevant background, knowledge, skills and/or experience in the areas of accounting, auditing and finance commensurate with the size, operational complexity, and risk profile of the Bank. It shall have access to independent experts to assist them in carrying out its responsibilities. The Chairman of the Audit Committee should not be the chairman of the board or of any other board-level committees.

Each member shall serve for a maximum tenure of nine years. If a member does not serve the position of director within the term, his/her Audit Committee membership is automatically removed; the vacancy should then be filled up by the remaining Board of Directors, if still constituting a quorum. Once an independent director loses his/her independent director's position within the term, he/she will automatically lose qualification of Audit Committee chairperson. A new chairperson shall be appointed subject to the approval of the Board of Directors. The Audit Committee chairperson or member so appointed to fill a vacancy shall be appointed only for the unexpired term of his predecessor in office. The committee members, including the chairperson, may also be occasionally rotated.

Metrobank's Audit Committee is composed of the following:

Name of Member	Designation - Audit Committee	Designation - Registrant
Edgar O. Chua	Chairman	Independent Director
Solomon S. Cua	Regular Member	Director
Angelica H. Lavares	Regular Member	Independent Director

As provided for in its Board-approved charter, among the duties and responsibilities of the Audit Committee is the exercise of an effective oversight of the external audit function. With respect to the registrant's independent external auditor, the Audit Committee is responsible to:

1. Recommend the appointment or selection, re-appointment and dismissal of the independent external auditor based on fair and transparent criteria. The external auditor shall be selected from the List of Selected External Auditors for Bangko Sentral Supervised Financial Institutions and the recommendation should be approved by the Board and ratified by the stockholders. If the external auditor resigns or communicates an intention to resign, the Audit Committee should follow up the reasons or explanations giving rise to such resignation, and should consider whether it needs to take any action in response to those reasons. For removal or change of the external auditor, the reasons for removal or change should be disclosed to the regulators and the public through the company website and required disclosures. The external auditor, including the engagement and quality control partners, shall be periodically rotated in accordance with the relevant regulatory requirements.
2. Discuss and agree to the terms of the engagement letter issued by the external auditor prior to the approval of the engagement; obtain an understanding of the nature, audit approach, and scope of work covering areas specifically prescribed by the Bangko Sentral ng Pilipinas (BSP) and other regulators and those relevant to the Bank's operations and risk exposures. These include (i) review of the adoption of applicable reporting framework as well as the assessment of the accuracy, adequacy, and reliability of accounting records and financial reports; (ii) assessment of the propriety and adequacy of disclosures in the financial statements; (iii) assessment of the adequacy and effectiveness of internal controls and risk management systems; (iv) assessment of the quality of capital in relation to risk exposures; and (v) evaluation of the quality of corporate governance, among others.
3. Set compensation of the external auditor in relation to the scope of its duties upon recommendation of Controller and ensure coordination where more than one audit firm is involved in the activity to secure proper coverage and minimize duplication of efforts.
4. Ensure that the external auditor shall have free and full access to all the Bank's records, properties and personnel relevant to the audit activity, and that audit be given latitude in determining the scope of auditing examinations, performing work, and communicating results and shall be free from interference by outside parties in the performance of work.
5. Assess the extent of cooperation provided by the management during the conduct of external audit.
6. Evaluate and determine non-audit work by external auditor and keep under review the non-audit fees paid to the external auditor both in relation to the significance to the total annual income of the external auditor and in relation to the Bank's total expenditure on consultancy and disallow any non-audit work that will conflict with or pose a threat to the independence of the external auditor. The non-audit work, if allowed, should be disclosed in the Annual Report and Annual Corporate Governance Report.

All non-audit services to be rendered by the external auditor to the controlled entities of the Bank, regardless of materiality, shall be concurred by the Audit Committee, after the approval of the companies' respective Audit Committees, but prior to the actual engagement of the external auditor.

7. Review management representation letters before these are transmitted to the external auditor to ensure that items in the letter are complete and appropriate.
8. Review the disposition of the recommendations in the external auditor's management letter.
9. Review and monitor the external auditor's overall suitability and effectiveness. These shall involve assessing and monitoring the integrity, independence and objectivity of external auditor, and the effectiveness of the audit process, taking into consideration relevant Philippine professional and regulatory requirements. The Audit Committee shall also conduct regular performance appraisal of external auditor.
10. Continually engage external auditor on matters concerning audit quality and enhancements in audit processes.
11. Oversee the financial reporting process, practices, and controls; and ensure that the reporting framework enables the generation and preparation of accurate and comprehensive information and reports. The Audit Committee shall perform review of external auditor's report on the results of the financial statements audit, focusing particularly on the following, among others: (i) any change/s in accounting policies and procedures; (ii) areas where a significant amount of judgment has been exercised; (iii) significant adjustments resulting from the audit; (iv) going concern assumption; and (v) compliance with accounting standards, tax, legal, and regulatory requirements before these are submitted to the Board of Directors for approval.
12. Understand and duly assess the external auditor's opinion regarding the capability of the management and the adequacy of accounting or information systems to comply with financial and prudential reporting responsibilities.

13. Evaluate the adequacy and effectiveness of the Bank's accounting policies and procedures and financial and accounting management through observations and discussions with the external auditors.
14. Evaluate internal accounting controls through review of the reports of the external auditors that describe internal accounting, organizational or operating control weaknesses and determine that appropriate corrective action is being taken by Management.

### **Limitation of Role**

The Audit Committee's role is to oversee the external audit function. It is not the duty of the Audit Committee to plan or conduct audits or to determine that the Bank's financial statements and disclosures are complete and accurate and in accordance with Philippine Financial Reporting Standards and applicable rules and regulations.

### **Changes in and Disagreements with Accountants on Accounting and Financial Disclosure**

SGV has been the external auditors of the Bank since 1962 with engagement partner being changed periodically in accordance with SEC and BSP regulations, and as provided under the Code of Ethics for Professional Accountants in the Philippines, as adopted by the Philippines Board of Accountancy. There have been no disagreements with the Bank's independent accountants on any matter of accounting principles or practices, financial statement disclosures, or auditing scope or procedure.

### **Material Subsequent Events**

1. On January 16, 2025, the BOD of PSBank declared a 7.50% regular cash dividend for the fourth quarter of 2024 amounting to ₱320.14 million or ₱0.75 per share payable on February 17, 2025 to all stockholders at record date as of February 3, 2025.
2. On January 16, 2025, FMIRBI received the Insurance Commission's approval to operate as an insurance and reinsurance broker from January 1, 2025 to December 31, 2027.
3. On February 19, 2025, the BOD of the Parent Company approved the following:
  - i. Declaration of ₱3.00 regular cash dividend, payable on a semi-annual basis. The first payout of ₱1.50 per share is payable on March 28, 2025 to all stockholders of record as of March 6, 2025. Record and payment dates for the second payout of ₱1.50 per share will be determined during the regular meeting of the BOD in August 2025; and
  - ii. Declaration of ₱2.00 special cash dividend payable on March 28, 2025 to all stockholders of record as of March 6, 2025.

### **Others**

As of December 31, 2024, the Group has no significant matters to report on the following:

1. Known trends, events or uncertainties that would have material impact on liquidity and on the sales or revenues.
2. Explanatory comments about the seasonality or cyclicity of operations.
3. Issuances, repurchases and repayments of debt and equity securities except for the issuances of the US\$1.0 billion senior unsecured notes of the Parent Company and the CN¥300.0 million bonds of MBCL as discussed in Note 19; maturity of the ₱23.7 billion fixed rate bonds of the Parent Company as discussed in Note 19; and the maturities of the ₱8.68 billion and ₱3.75 billion LTNCDs of the Parent Company and ₱5.08 billion LTNCD of PSBank as discussed in Note 16 of the audited financial statements of the Group as presented in Exhibit 6.
4. Unusual items as to nature, size or incidents affecting assets, liabilities, equity, net income or cash flows except for the payment of cash dividends by the Bank, as discussed in Note 23 of the audited financial statements of the Group as presented in Exhibit 6; and
5. Effect of changes in the composition of the Group during the year, including business combinations, acquisition or disposal of subsidiaries and long-term investments, restructurings and discontinuing operations except for (1) RMB 200.0 additional investment to MBCL; (2) investment to FMIRBI, a newly established subsidiary; and (3) the disposal of the entire equity investment of FMIC in various fund assets as discussed in Note 11 of the audited financial statements of the Group as presented in Exhibit 6.

**SEC FORM 17-A (ANNUAL REPORT)**

A copy of SEC Form 17-A (2024 Annual Report) will be provided free of charge upon request to corpsecoffice@metrobank.com.ph

**PART IV – SIGNATURE**

After reasonable inquiry and to the best of my knowledge and belief, I certify that the information set forth in this report is true, complete and correct.

This report is signed in the MAKATI CITY on March 18, 2025.

**METROPOLITAN BANK & TRUST COMPANY**

Registrant

By:

**REGIS V. PUNO**  
Corporate Secretary

**SUBSCRIBED AND SWORN** to before me at MAKATI CITY this MAR 18 2025, affiants exhibiting to me his Passport with the following details:

Names	Passport No.	Date/Place of Issue	Valid Until
REGIS V. PUNO			

Doc. No. 76 ;  
Page No. 17 ;  
Book No. II ;  
Series of 2025

**ATTY. JOSEPH NELSON A. REYES**  
NOTARY PUBLIC, CITY OF MAKATI  
APPOINTMENT NO. M-463 – UNTIL DECEMBER 31, 2025  
GT Tower International, 6813 Ayala Ave., corner  
H.V. Dela Costa St., Brgy. Bel-Air, Makati City 1227

## CERTIFICATION OF INDEPENDENT DIRECTORS

I, **EDGAR O. CHUA**, Filipino, of legal age and a resident of [REDACTED] after having been sworn to in accordance with law do hereby declare that:

1. I am a nominee for independent director of Metropolitan Bank & Trust Company and have been its independent director since April 26, 2017.
2. I am affiliated with the following companies or organizations (including Government-Owned and Controlled Corporations):

Company/Organization	Position/Relationship	Period of Service
Amber Kinetics Inc	President and Chief Executive Officer	Current
First Gen	Independent Director	Current
Shell Philippines Corporation	Independent Director	Current
PhilCement	Independent Director	Current
PHINMA Corp	Independent Director	Current
JGSummit Olefins Corp	Independent Director	Current
Makati Business Club	Chairman	Current
Philippine Eagle Foundation	Chairman	Current
Business for Sustainable Development Inc. (formerly Philippine Business for Environment)	Chairman	Current
Ramon Magsaysay Awards Foundation	Chairman	Current
De La Salle Philippines	CEO	Current
De La Salle Science Foundation	Chairman	Current
Integrity Initiative	Trustee	Current
St. Joseph Bacolod	Chairman	Current
De La Salle Bacolod	Chairman	Current
De La Salle National Mission Council	Trustee	Current
One La Salle Educational Foundation Inc./Jaime Hilario Integrated School Inc.	Trustee	Current
Philippine Business for Education	Trustee	Current
Gawad Kalinga Foundation	Trustee	Current
Pilipinas Shell Foundation	Trustee	Current
English Speaking Union of the Phil	Chairman	Current
Philippine Disaster Relief Foundation	Trustee	Current
National Resilience Council	Co-Vice Chairman	Current
Mitsubishi Motors Philippines Corporation	Member, Advisory Board	Current
Coca Cola Bottlers Philippines	Member, Advisory Board	Current
Zuellig Family Foundation	Trustee	Current
Alvarez Foundation	Trustee	Current

3. I possess all the qualifications and none of the disqualifications to serve as an Independent Director of Metropolitan Bank & Trust Company, as provided for in Section 38 of the Securities Regulation Code, its Implementing Rules and Regulations and other SEC issuances.
4. I am related to the following director/officer/substantial shareholder of (covered company and its subsidiaries and affiliates) other than the relationship provided under Rule 38.2.3 of the Securities Regulation Code. *(where applicable)*


Name of Director/Officer/ Substantial Shareholder	Company	Nature of Relationship
<i>Not Applicable</i>		

5. Except as disclosed in Annex A hereof, I am not the subject of any pending criminal or administrative investigation or proceeding.


Offense Charged/ Investigated	Tribunal or Agency Involved	Status
<i>Not Applicable</i>		

6. (For those in government service/affiliated with a government agency or GOCC) I have the required written permission or consent from the (head of agency/department) to be an independent director in Metropolitan Bank & Trust Company, pursuant to Office of the President Memorandum Circular No. 17 and Section 12, Rule XVIII of the Revised Civil Service Rules. *Not Applicable*
7. I shall faithfully and diligently comply with my duties and responsibilities as independent director under the Securities Regulation Code and its Implementing Rules and Regulations, Code of Corporate Governance and Other SEC issuances.
8. I shall inform the corporate secretary of Metropolitan Bank & Trust Company of any changes in the abovementioned information within five (5) days from its occurrence.


Done, this MAR 03 2025 day of \_\_\_\_\_ 2025, at Makati City

  
/ EDGAR O. CHUA  
Affiant

REPUBLIC OF THE PHILIPPINES)  
Makati City )S.S.

SUBSCRIBED AND SWORN to before me this \_\_\_\_\_ day of MAR 03 2025 at Makati City, affiant personally appeared before me and exhibited to me his Tax Identification No. 

Doc. No.: 216  
Page No.: 45  
Book No.: 1  
Series of 2025.

  
GIL ARVIN C. ARANDIA  
Notary Public for Makati City  
Appointment No. M-482 (2024-2025) - until 31 December 2025  
2/F GT Tower Int'l., 6813 Ayala Ave. cor. H.V. Dela Costa St., Makati City  
P. 02-8866 1885



## CERTIFICATION OF INDEPENDENT DIRECTORS

I, **ANGELICA H. LAVARES**, Filipino, of legal age and a resident of [REDACTED], after having been sworn to in accordance with law do hereby declare that:

1. I am a nominee for independent director of Metropolitan Bank & Trust Company and have been its independent director since Apr. 24, 2019.
2. I am affiliated with the following companies or organizations (including Government-Owned and Controlled Corporations):

Company/Organization	Position/Relationship	Period of Service
Institute of Corporate Directors	Teaching Fellow	Mar 2011 – to date
Bank of Commerce	Consultant	Nov 2015 – to date
Prulife UK	Independent Director	June 2019 – to date

3. I possess all the qualifications and none of the disqualifications to serve as an Independent Director of Metropolitan Bank & Trust Company, as provided for in Section 38 of the Securities Regulation Code, its Implementing Rules and Regulations and other SEC issuances.
4. I am related to the following director/officer/substantial shareholder of (covered company and its subsidiaries and affiliates) other than the relationship provided under Rule 38.2.3 of the Securities Regulation Code. *(where applicable)*

Name of Director/Officer/ Substantial Shareholder	Company	Nature of Relationship
<i>Not Applicable</i>		

5. Except as disclosed in Annex A hereof, I am not the subject of any pending criminal or administrative investigation or proceeding.

Offense Charged/ Investigated	Tribunal or Agency Involved	Status
<i>Not Applicable</i>		

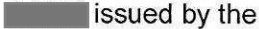

6. *(For those in government service/affiliated with a government agency or GOCC)* I have the required written permission or consent from the (head of agency/department) to be an independent director in Metropolitan Bank & Trust Company, pursuant to Office of the President Memorandum Circular No. 17 and Section 12, Rule XVIII of the Revised Civil Service Rules. *Not Applicable*

7. I shall faithfully and diligently comply with my duties and responsibilities as independent director under the Securities Regulation Code and its Implementing Rules and Regulations, Code of Corporate Governance and Other SEC issuances.
8. I shall inform the corporate secretary of Metropolitan Bank & Trust Company of any changes in the abovementioned information within five (5) days from its occurrence.


Done, this 3<sup>rd</sup> day of March 2025, at **Makati City**

  
**ANGELICA H. LAVARES**  
Affiant

REPUBLIC OF THE PHILIPPINES)  
**Makati City** )S.S.

**SUBSCRIBED AND SWORN** to before me this \_\_\_\_ day of **MAR 03 2025** at  
\_\_\_\_\_, affiant personally appeared before me and exhibited to me her Senior ID No.  
 issued by the 

Doc. No.: 215  
Page No.: 44  
Book No.: 1  
Series of 2025.

  
**GIL ARVIN C. ARANDIA**  
Notary Public for Makati City  
Appointment No. M-482 (2024-2025) - until 31 December 2025  
2/F GT Tower Int'l., 6813 Ayala Ave. cor. H.V. Dela Costa St., Makati City

## CERTIFICATION OF INDEPENDENT DIRECTORS

I, **PHILIP G. SOLIVEN**, Filipino, of legal age and a resident of [REDACTED], after having been sworn to in accordance with law do hereby declare that:

1. I am a nominee for independent director of Metropolitan Bank & Trust Company and have been its independent director since May 28, 2020.
2. I am affiliated with the following companies or organizations (including Government-Owned and Controlled Corporations):

Company/Organization	Position/Relationship	Period of Service
Multico Prime Power Inc	Vice Chairman / Director	1998 – Present
American Chamber of Commerce of the Philippines	Director Ex-Officio /Treasurer	2001 - Present
Management Association of the Philippines	Member	2016 – Present
Scorbin, Inc.	Director/President	2013 – Present
Rotary Club of Makati	Director	2005 – Present
New Canipo San Vicente Corp	Director	2018 - Present
Advancement for Rural Kids	Board Member/ Chairman	2020 – Present 2024 - Present
Century Pacific Food Inc.	Independent Director	2023 - Present

3. I possess all the qualifications and none of the disqualifications to serve as an Independent Director of Metropolitan Bank & Trust Company, as provided for in Section 38 of the Securities Regulation Code, its Implementing Rules and Regulations and other SEC issuances.
4. I am related to the following director/officer/substantial shareholder of (covered company and its subsidiaries and affiliates) other than the relationship provided under Rule 38.2.3 of the Securities Regulation Code. *(where applicable)*

Name of Director/Officer/ Substantial Shareholder	Company	Nature of Relationship
<i>Not Applicable</i>		

5. Except as disclosed in Annex A hereof, I am not the subject of any pending criminal or administrative investigation or proceeding.

Offense Charged/ Investigated	Tribunal or Agency Involved	Status
<i>Not Applicable</i>		

6. (For those in government service/affiliated with a government agency or GOCC) I have the required written permission or consent from the (head of agency/department) to be an independent director in Metropolitan Bank & Trust Company, pursuant to Office of the President Memorandum Circular No. 17 and Section 12, Rule XVIII of the Revised Civil Service Rules. *Not Applicable*
7. I shall faithfully and diligently comply with my duties and responsibilities as independent director under the Securities Regulation Code and its Implementing Rules and Regulations, Code of Corporate Governance and Other SEC issuances.
8. I shall inform the corporate secretary of Metropolitan Bank & Trust Company of any changes in the abovementioned information within five (5) days from its occurrence.

Done, this 3<sup>rd</sup> day of Mar 2025, at Makati City.

[Redacted Signature]

PHILIP G. SOLIVEN  
Affiant

REPUBLIC OF THE PHILIPPINES)  
Makati City )S.S.

**SUBSCRIBED AND SWORN** to before me this \_\_\_\_ day of MAR 03 2025 at Makati City, affiant personally appeared before me and exhibited to me his Tax Identification No. [Redacted]

Doc. No.: 214  
Page No.: 44  
Book No.: 1  
Series of 2025.

[Redacted Signature]

GIL ARVIL C. ARANDIA

Notary Public for Makati City

Appointment No. M-482 (2024-2025) - until 31 December 2025  
2/F GT Tower Int'l., 6813 Ayala Ave. cor. H.V. Dela Costa St., Makati City

[Redacted Signature]

## CERTIFICATION OF INDEPENDENT DIRECTORS

I, **MARCELO C. FERNANDO, JR.**, Filipino, of legal age and a resident of [REDACTED], after having been sworn to in accordance with law do hereby declare that:

1. I am a nominee for independent director of Metropolitan Bank & Trust Company and have been its independent director since April 28, 2021;
2. I am affiliated with the following companies or organizations (including Government-Owned and Controlled Corporations):

Company/Organization	Position/Relationship	Period of Service
AIC Group of Companies Holding Corp.	Board Director	2018– Present
AGC Properties	Board Director	2020 - Present
Fuego Y Hielo, Inc.	President and Chairman	2018 – Present
Asian Institute of Management, Inc.	Member of the Board of Trustees	2022 - Present

3. I possess all the qualifications and none of the disqualifications to serve as an Independent Director of Metropolitan Bank & Trust Company, as provided for in Section 38 of the Securities Regulation Code, its Implementing Rules and Regulations and other SEC issuances.
4. I am related to the following director/officer/substantial shareholder of (covered company and its subsidiaries and affiliates) other than the relationship provided under Rule 38.2.3 of the Securities Regulation Code. *(where applicable)*

Name of Director/Officer/ Substantial Shareholder	Company	Nature of Relationship
<i>Not Applicable</i>		

5. Except as disclosed in Annex A hereof, I am not the subject of any pending criminal or administrative investigation or proceeding.

Offense Charged/ Investigated	Tribunal or Agency Involved	Status
<i>Not Applicable</i>		


6. *(For those in government service/affiliated with a government agency or GOCC)* I have the required written permission or consent from the *(head of agency/department)* to be an independent director in Metropolitan Bank & Trust Company, pursuant to Office of the President Memorandum Circular No. 17 and Section 12, Rule XVIII of the Revised Civil Service Rules. *Not Applicable*

7. I shall faithfully and diligently comply with my duties and responsibilities as independent director under the Securities Regulation Code and its Implementing Rules and Regulations, Code of Corporate Governance and Other SEC issuances.
8. I shall inform the corporate secretary of Metropolitan Bank & Trust Company of any changes in the abovementioned information within five (5) days from its occurrence.


Done, this MAR 03 2025 day of 2025, at Makati City.

  
**MARCELO C. FERNANDO, JR.**  
Affiant

REPUBLIC OF THE PHILIPPINES)  
Makati City )S.S.

**SUBSCRIBED AND SWORN** to before me this        day of MAR 03 2025 at Makati City, affiant personally appeared before me and exhibited to me his Tax Identification No. 

Doc. No.: 217  
Page No.: 45  
Book No.: 1  
Series of 2025.

  
**GIL ARVIN C. ARANDIA**  
Notary Public for Makati City  
Appointment No. M-482 (2024-2025) - until 31 December 2025  
2/F GT Tower Int'l., 6813 Ayala Ave. cor. H.M. Dela Costa St., Makati City



## CERTIFICATION OF INDEPENDENT DIRECTORS

I, **JUAN MIGUEL L. ESCALER**, Filipino, of legal age and a resident of [REDACTED] after having been sworn to in accordance with law do hereby declare that:

1. I am a nominee for independent director of Metropolitan Bank & Trust Company and have been its independent director since April 27, 2022;
2. I am affiliated with the following companies or organizations (including Government-Owned and Controlled Corporations):

Company/Organization	Position/Relationship	Period of Service
Trusting Social AI Philippines	Country CEO	5.5 years
Trusting Social AI Philippines	Director	5.5 years
Pointwest Technologies Inc.	Director	3.5 years
M.De Leon Inc.	Director	10 + years
ESE Realty	Director	15 years
Urbanhome Realty	Director	6 years

3. I possess all the qualifications and none of the disqualifications to serve as an Independent Director of Metropolitan Bank & Trust Company, as provided for in Section 38 of the Securities Regulation Code, its Implementing Rules and Regulations and other SEC issuances.
4. I am related to the following director/officer/substantial shareholder of (covered company and its subsidiaries and affiliates) other than the relationship provided under Rule 38.2.3 of the Securities Regulation Code. *(where applicable)*

Name of Director/Officer/ Substantial Shareholder	Company	Nature of Relationship
<i>Not Applicable</i>		

5. Except as disclosed in Annex A hereof, I am not the subject of any pending criminal or administrative investigation or proceeding.

Offense Charged/ Investigated	Tribunal or Agency Involved	Status
<i>Not Applicable</i>		

6. *(For those in government service/affiliated with a government agency or GOCC) I have the required written permission or consent from the (head of agency/department) to be an independent director in Metropolitan Bank & Trust Company, pursuant to Office of the President Memorandum Circular No. 17 and Section 12, Rule XVIII of the Revised Civil Service Rules. Not Applicable*

7. I shall faithfully and diligently comply with my duties and responsibilities as independent director under the Securities Regulation Code and its Implementing Rules and Regulations, Code of Corporate Governance and Other SEC issuances.

8. I shall inform the corporate secretary of Metropolitan Bank & Trust Company of any changes in the abovementioned information within five (5) days from its occurrence.


MAR 03 2025

Done, this \_\_\_\_\_ day of \_\_\_\_\_ 2025, at Makati City.

  
JUAN MIGUEL L. ESCALER  
Affiant

REPUBLIC OF THE PHILIPPINES)  
Makati City )S.S.

MAR 03 2025

Makati City, SUBSCRIBED AND SWORN to before me this \_\_\_\_\_ day of \_\_\_\_\_ at  
No.  affiant personally appeared before me and exhibited to me his Tax Identification

Doc. No.: 233  
Page No.: 48  
Book No.: i  
Series of 2025.

  
GIL ARVIN C. ARANDIA  
Notary Public for Makati City

Appointment No. M-482 (2024-2025) - until 31 December 2025  
2/F GT Tower Int'l., 6813 Ayala Ave. cor. H.V. Dela Costa St., Makati City



**STATEMENT OF MANAGEMENT'S RESPONSIBILITY  
FOR FINANCIAL STATEMENTS**

The management of Metropolitan Bank & Trust Company and Subsidiaries (the Group) and of Metropolitan Bank & Trust Company (the Parent Company) is responsible for the preparation and fair presentation of the financial statements including the schedules attached therein, as of December 31, 2024 and 2023 and for each of the three years in the period ended December 31, 2024, in accordance with the prescribed financial reporting framework indicated therein, and for such internal control as management determines is necessary to enable the preparation of financial statements that are free from material misstatement, whether due to fraud or error.

In preparing the financial statements, management is responsible for assessing the Group and the Parent Company's ability to continue as a going concern, disclosing, as applicable, matters related to going concern and using the going concern basis of accounting unless management either intends to liquidate the Group and the Parent Company or to cease operations, or has no realistic alternative but to do so.

The Board of Directors is responsible for overseeing the financial reporting process.

The Board of Directors reviews and approves the financial statements including the schedules attached therein, and submits the same to the stockholders.



SyCip Gorres Velayo & Co., the independent auditors, appointed by the stockholders has audited the financial statements of the Group and of the Parent Company in accordance with Philippine Standards on Auditing, and in its report to the stockholders, has expressed its opinion on the fairness of presentation upon completion of such audit.


**ARTHUR TY**  
Chairman



**FABIAN S. DEE**  
President

  
**JOSHUA E. NAING**  
SEVP and Head, Financial and  
Control Sector  
**FERNAND ANTONIO A. TANSINGCO**  
SEVP, Treasurer and Head, Financial  
Markets Sector  
**RENATO K. DE BORJA, JR.**  
SVP/ Controller and  
Deputy Head, Financial and Control Sector

Signed this 19th day of February, 2025.


**METROPOLITAN BANK & TRUST COMPANY**


GT Tower International, 6813 Ayala Ave., corner H.V. Dela Costa St., Brgy. Bel-Air, Makati City, Tel. Nos.: (632) 8898-8000 / 8857-0000; Fax (632) 8817-6248; [www.metrobank.com.ph](http://www.metrobank.com.ph)

SUBSCRIBED AND SWORN to before me at CITY OF MAKATI this FEB 24 2025, affiants exhibiting to me their respective Passports with the following details:

Names	Passport No.	Date/Place of Issue	Valid Until
ARTHUR TY			
FABIAN S. DEE			
JOSHUA E. NAING			
FERNAND ANTONIO A. TANSINGCO			
RENATO K. DE BORJA, JR.			

Doc. No. 396;  
Page No. 13;  
Book No. 11;  
Series of 2025.

  
ATTY. MARIA VIRNA ANTONIO-SALVADOR  
Notary Public for Makati City  
Appointment No. M-0380 until December 31, 2025  
GT Tower International 6813 Ayala Ave  
corner M.V. Dela Cruz Street, Makati City



# COVER SHEET

for  
**AUDITED FINANCIAL STATEMENTS**

SEC Registration Number

2	0	5	7	3					
---	---	---	---	---	--	--	--	--	--

**COMPANY NAME**

M	E	T	R	O	P	O	L	I	T	A	N	B	A	N	K	&	T	R	U	S	T	C	O	M	P
A	N	Y	A	N	D	S	U	B	S	I	D	I	A	R	I	E	S								

**PRINCIPAL OFFICE** ( No. / Street / Barangay / City / Town / Province )

G	T	T	o	w	e	r	I	n	t	e	r	n	a	t	i	o	n	a	l	,	6	8	1	3	
A	y	a	l	a	A	v	e	.	,	c	o	r	n	e	r	H	.	V	.	D	e	l	a		
C	o	s	t	a	S	t	.	,	B	r	g	y	.	B	e	l	-	A	i	r	,	1	2	2	7
M	a	k	a	t	i	C	i	t	y																

Form Type

A	A	F	S
---	---	---	---

Department requiring the report

--	--	--	--

Secondary License Type, If Applicable

--	--	--	--

**COMPANY INFORMATION**

Company's Email Address <b>https://www.metrobank.com.ph</b>	Company's Telephone Number <div style="background-color: black; width: 100px; height: 1.2em;"></div>	Mobile Number <b>N/A</b>
No. of Stockholders <b>2,922</b>	Annual Meeting (Month / Day) <b>04/23</b>	Fiscal Year (Month / Day) <b>12/31</b>

**CONTACT PERSON INFORMATION**The designated contact person **MUST** be an Officer of the Corporation

Name of Contact Person <b>RENATO K. DE BORJA, JR.</b>	Email Address <div style="background-color: black; width: 150px; height: 1.2em;"></div>	Telephone Number/s <div style="background-color: black; width: 80px; height: 1.2em;"></div>	Mobile Number <div style="background-color: black; width: 80px; height: 1.2em;"></div>
--	--	--	---

**CONTACT PERSON'S ADDRESS**

--

**NOTE 1** In case of death, resignation or cessation of office of the officer designated as contact person, such incident shall be reported to the Commission within thirty (30) calendar days from the occurrence thereof with information and complete contact details of the new contact person designated.

**2** All Boxes must be properly and completely filled-up. Failure to do so shall cause the delay in updating the corporation's records with the Commission and/or non-receipt of Notice of Deficiencies. Further, non-receipt of Notice of Deficiencies shall not excuse the corporation from liability for its deficiencies.



## INDEPENDENT AUDITOR'S REPORT

The Board of Directors and Stockholders  
Metropolitan Bank & Trust Company  
GT Tower International,  
6813 Ayala Ave., corner H.V. Dela Costa St.,  
Brgy. Bel-Air, Makati City

### Report on the Consolidated and Parent Company Financial Statements

#### Opinion

We have audited the consolidated financial statements of Metropolitan Bank & Trust Company and its subsidiaries (the Group) and the parent company financial statements of Metropolitan Bank & Trust Company (the Parent Company), which comprise the consolidated and parent company statements of financial position as at December 31, 2024 and 2023, and the consolidated and parent company statements of income, consolidated and parent company statements of comprehensive income, consolidated and parent company statements of changes in equity and consolidated and parent company statements of cash flows for each of the three years in the period ended December 31, 2024, and notes to the consolidated and parent company financial statements, including material accounting policy information.

In our opinion, the accompanying consolidated and parent company financial statements present fairly, in all material respects, the financial position of the Group and the Parent Company as at December 31, 2024 and 2023, and their financial performance and their cash flows for each of the three years in the period ended December 31, 2024, in accordance with Philippine Financial Reporting Standards (PFRS).

#### Basis for Opinion

We conducted our audits in accordance with Philippine Standards on Auditing (PSAs). Our responsibilities under those standards are further described in the *Auditor's Responsibilities for the Audit of the Consolidated and Parent Company Financial Statements* section of our report. We are independent of the Group and the Parent Company in accordance with the Code of Ethics for Professional Accountants in the Philippines (Code of Ethics) together with the ethical requirements that are relevant to our audit of the consolidated and parent company financial statements in the Philippines, and we have fulfilled our other ethical responsibilities in accordance with these requirements and the Code of Ethics. We believe that the audit evidence we have obtained is sufficient and appropriate to provide a basis for our opinion.

#### Key Audit Matters

Key audit matters are those matters that, in our professional judgment, were of most significance in our audit of the consolidated and parent company financial statements of the current period. These matters were addressed in the context of our audit of the consolidated and parent company financial statements as a whole, and in forming our opinion thereon, and we do not provide a separate opinion on these matters. For each matter below, our description of how our audit addressed the matter is provided in that context.



We have fulfilled the responsibilities described in the *Auditor's Responsibilities for the Audit of the Consolidated and Parent Company Financial Statements* section of our report, including in relation to these matters. Accordingly, our audit included the performance of procedures designed to respond to our assessment of the risks of material misstatement of the consolidated and parent company financial statements. The results of our audit procedures, including the procedures performed to address the matters below, provide the basis for our audit opinion on the accompanying consolidated and parent company financial statements.

**Applicable to the audit of the consolidated and parent company financial statements**

**Allowance for Credit Losses**

The Group's and the Parent Company's application of the expected credit loss (ECL) model in calculating the allowance for credit losses on loans and receivables is significant to our audit as it involves the exercise of significant management judgment. Key areas of judgment include: segmenting the Group's and the Parent Company's credit risk exposures; determining the method to estimate ECL; defining default; identifying exposures with significant deterioration in credit quality, taking into account extension of payment terms; determining assumptions to be used in the ECL model such as the counterparty credit risk rating, the expected life of the financial asset, expected recoveries from defaulted accounts, and impact of any financial support and credit enhancements extended by any party; and incorporating forward-looking information in calculating ECL.

Allowance for credit losses on loans and receivables as of December 31, 2024 for the Group and the Parent Company amounted to ₱46.45 billion and ₱38.63 billion, respectively. Provision for credit losses on loans and receivables of the Group and the Parent Company in 2024 amounted to ₱6.06 billion and ₱6.20 billion, respectively.

Refer to Notes 2, 3 and 15 of the financial statements for the disclosure on the details of the allowance for credit losses using the ECL model.

**Audit response**

We obtained an understanding of the Board-approved methodologies and models used for the Group's and the Parent Company's different credit exposures and assessed whether these considered the requirements of PFRS 9, *Financial Instruments*, to reflect an unbiased and probability-weighted outcome, and to consider time value of money and the best available forward-looking information.

We (a) assessed the Group's and the Parent Company's segmentation of credit risk exposures based on homogeneity of credit risk characteristics; (b) tested the definition of default and significant increase in credit risk criteria against historical analysis of accounts, credit risk management policies and practices in place, and management's assessment of the impact of the coronavirus pandemic on the counterparties; (c) tested the Group's and the Parent Company's application of the internal credit risk rating system, including the impact of the coronavirus pandemic on the borrowers, by reviewing the ratings of sample credit exposures; (d) assessed whether expected life is different from the contractual life by testing the maturity dates reflected in the Group's and the Parent Company's records and considering management's assumptions regarding future collections, advances, extensions, renewals and modifications; (e) tested loss given default by inspecting historical recoveries and related costs, write-offs and collateral valuations, and the effects of any financial support and credit enhancements provided by any party; (f) tested exposure at default considering outstanding commitments and repayment scheme; (g) checked



the forward-looking information used for overlay through statistical test and corroboration using publicly available information and our understanding of the Group's and the Parent Company's lending portfolios and broader industry knowledge, including the impact of the coronavirus pandemic; and (h) tested the effective interest rate used in discounting the expected loss.

Further, we checked the data used in the ECL models by reconciling data from source system reports to the data warehouse and from the data warehouse to the loss allowance analysis/models and financial reporting systems. To the extent that the loss allowance analysis is based on credit exposures that have been disaggregated into subsets of debt financial assets with similar risk characteristics, we traced or re-performed the disaggregation from source systems to the loss allowance analysis.

We recalculated impairment provisions on a sample basis. We involved our internal specialists in the performance of the above procedures. We reviewed the completeness of the disclosures made in the financial statements.

**Applicable to the audit of the consolidated financial statements**

**Recoverability of Goodwill**

As of December 31, 2024, the Group has goodwill amounting to ₱4.54 billion as a result of various business acquisitions. Under PFRS, the Group is required to annually test the amount of goodwill for impairment. The Group performed the impairment testing using the cash generating unit's (CGU) fair value less costs to sell (FVLCTS). The annual impairment test is significant to our audit because the determination of the CGU's FVLCTS requires significant judgment and is based on assumptions which are subject to higher level of estimation uncertainty. The CGU's assets include significant investments in unquoted equity shares and their fair values were determined using price-to-earnings (P/E) ratios of comparable companies and adjusted net asset valuation (NAV) method. Other assets of the CGU include investments in quoted equity shares and debt financial assets, and real properties, while liabilities include unquoted debt financial liabilities.

The disclosures relating to goodwill are included in Notes 3 and 11 to the financial statements.

**Audit response**

We involved our internal specialist in obtaining an understanding of the Group's impairment assessment process, including methodology and assumptions used in the assessment and in evaluating the assumptions and methodology used by the Group in determining the FVLCTS of the CGU, in particular those relating to the use of P/E ratios of comparable companies and adjusted NAV method in the valuation of the unquoted equity shares. We tested the fair value of the other assets and liabilities by referring to the quoted prices of listed equity and debt instruments, agreeing the appraised values of real estate properties to the appraisal reports, comparing the future cash flows of unquoted debt instruments to the related contracts, and comparing the discount rates used against prevailing interest rates for similar instruments. We also re-performed the calculation of the FVLCTS.



## **Other Information**

Management is responsible for the other information. The other information comprises the information included in the SEC Form 20-IS (Definitive Information Statement), SEC Form 17-A and Annual Report for the year ended December 31, 2024, but does not include the consolidated and parent company financial statements and our auditor's report thereon. The SEC Form 20-IS (Definitive Information Statement), SEC Form 17-A and Annual Report for the year ended December 31, 2024 are expected to be made available to us after the date of this auditor's report.

Our opinion on the consolidated and parent company financial statements does not cover the other information and we will not express any form of assurance conclusion thereon.

In connection with our audits of the consolidated and parent company financial statements, our responsibility is to read the other information identified above when it becomes available and, in doing so, consider whether the other information is materially inconsistent with the consolidated and parent company financial statements or our knowledge obtained in the audits, or otherwise appears to be materially misstated.

## **Responsibilities of Management and Those Charged with Governance for the Consolidated and Parent Company Financial Statements**

Management is responsible for the preparation and fair presentation of the consolidated and parent company financial statements in accordance with PFRS, and for such internal control as management determines is necessary to enable the preparation of consolidated and parent company financial statements that are free from material misstatement, whether due to fraud or error.

In preparing the consolidated and parent company financial statements, management is responsible for assessing the Group's and the Parent Company's ability to continue as a going concern, disclosing, as applicable, matters related to going concern and using the going concern basis of accounting unless management either intends to liquidate the Group and the Parent Company or to cease operations, or has no realistic alternative but to do so.

Those charged with governance are responsible for overseeing the Group's and the Parent Company's financial reporting process.

## **Auditor's Responsibilities for the Audit of the Consolidated and Parent Company Financial Statements**

Our objectives are to obtain reasonable assurance about whether the consolidated and parent company financial statements as a whole are free from material misstatement, whether due to fraud or error, and to issue an auditor's report that includes our opinion. Reasonable assurance is a high level of assurance, but is not a guarantee that an audit conducted in accordance with PSAs will always detect a material misstatement when it exists. Misstatements can arise from fraud or error and are considered material if, individually or in the aggregate, they could reasonably be expected to influence the economic decisions of users taken on the basis of these consolidated and parent company financial statements.



As part of an audit in accordance with PSAs, we exercise professional judgment and maintain professional skepticism throughout the audit. We also:

- Identify and assess the risks of material misstatement of the consolidated and parent company financial statements, whether due to fraud or error, design and perform audit procedures responsive to those risks, and obtain audit evidence that is sufficient and appropriate to provide a basis for our opinion. The risk of not detecting a material misstatement resulting from fraud is higher than for one resulting from error, as fraud may involve collusion, forgery, intentional omissions, misrepresentations, or the override of internal control.
- Obtain an understanding of internal control relevant to the audit in order to design audit procedures that are appropriate in the circumstances, but not for the purpose of expressing an opinion on the effectiveness of the Group's and the Parent Company's internal control.
- Evaluate the appropriateness of accounting policies used and the reasonableness of accounting estimates and related disclosures made by management.
- Conclude on the appropriateness of management's use of the going concern basis of accounting and, based on the audit evidence obtained, whether a material uncertainty exists related to events or conditions that may cast significant doubt on the Group's and the Parent Company's ability to continue as a going concern. If we conclude that a material uncertainty exists, we are required to draw attention in our auditor's report to the related disclosures in the consolidated and parent company financial statements or, if such disclosures are inadequate, to modify our opinion. Our conclusions are based on the audit evidence obtained up to the date of our auditor's report. However, future events or conditions may cause the Group and the Parent Company to cease to continue as a going concern.
- Evaluate the overall presentation, structure and content of the consolidated and parent company financial statements, including the disclosures, and whether the consolidated and parent company financial statements represent the underlying transactions and events in a manner that achieves fair presentation.
- Obtain sufficient appropriate audit evidence regarding the financial information of the entities or business activities within the Group to express an opinion on the consolidated financial statements. We are responsible for the direction, supervision and performance of the audit. We remain solely responsible for our audit opinion.

We communicate with those charged with governance regarding, among other matters, the planned scope and timing of the audit and significant audit findings, including any significant deficiencies in internal control that we identify during our audit.

We also provide those charged with governance with a statement that we have complied with relevant ethical requirements regarding independence, and to communicate with them all relationships and other matters that may reasonably be thought to bear on our independence, and where applicable, related safeguards.





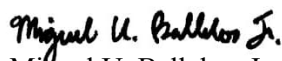
From the matters communicated with those charged with governance, we determine those matters that were of most significance in the audit of the consolidated and parent company financial statements of the current period and are therefore the key audit matters. We describe these matters in our auditor's report unless law or regulation precludes public disclosure about the matter or when, in extremely rare circumstances, we determine that a matter should not be communicated in our report because the adverse consequences of doing so would reasonably be expected to outweigh the public interest benefits of such communication.

**Report on the Supplementary Information Required Under Section 174 of the Manual of Regulations for Banks (MORB) and Revenue Regulations No. 15-2010**

Our audits were conducted for the purpose of forming an opinion on the basic financial statements taken as a whole. The supplementary information required under Section 174 of the Manual of Regulations for Banks (MORB) in Note 37 and Revenue Regulations No. 15-2010 in Note 38 to the financial statements is presented for purposes of filing with the BSP and Bureau of Internal Revenue, respectively, and is not a required part of the basic financial statements. Such information is the responsibility of the management of the Parent Company. The information has been subjected to the auditing procedures applied in our audit of the basic financial statements. In our opinion, the information is fairly stated, in all material respects, in relation to the basic financial statements taken as a whole.

The engagement partner on the audit resulting in this independent auditor's report is  
Miguel U. Ballelos, Jr.

SYCIP GORRES VELAYO & CO.



Miguel U. Ballelos, Jr.

Partner

CPA Certificate No. 109950

Tax Identification No. 241-031-088

BOA/PRC Reg. No. 0001, April 16, 2024, valid until August 23, 2026

BIR Accreditation No. 08-001998-114-2025, January 8, 2025, valid until January 7, 2028

PTR No. 10465266, January 2, 2025, Makati City

February 19, 2025



**METROPOLITAN BANK & TRUST COMPANY AND SUBSIDIARIES**  
**STATEMENTS OF FINANCIAL POSITION**  
(In Millions)

	Consolidated	Parent Company		
	December 31			
	2024	2023	2024	2023
ASSETS				
Cash and Other Cash Items	₱33,726	₱39,431	₱31,929	₱37,692
Due from Bangko Sentral ng Pilipinas (BSP) (Notes 4 and 16)	150,128	207,807	148,945	198,061
Due from Other Banks (Note 4)	82,068	90,535	62,352	65,831
Interbank Loans Receivable and Securities Purchased Under Resale Agreements (SPURA) (Notes 4, 7 and 26)	81,287	72,979	53,906	59,186
Investment Securities at Fair Value Through Profit or Loss (FVTPL) (Notes 5 and 8)	226,302	74,856	225,923	66,501
Fair Value Through Other Comprehensive Income (FVOCI) (Notes 4, 5 and 8)	573,001	536,623	512,115	442,674
Amortized Cost (Notes 4, 5 and 8)	475,024	470,638	444,755	438,437
Loans and Receivables (Notes 4, 5 and 9)	1,816,010	1,537,166	1,577,619	1,335,336
Property and Equipment (Note 10)	28,116	27,243	20,896	20,323
Investments in Subsidiaries (Note 11)	—	—	81,407	75,894
Investments in Associates and a Joint Venture (Note 11)	6,359	6,241	597	605
Goodwill (Note 11)	4,543	4,720	—	—
Investment Properties (Notes 5 and 12)	7,805	8,107	3,565	3,597
Deferred Tax Assets (Note 28)	18,037	14,171	16,072	11,900
Other Assets (Note 14)	17,949	14,385	14,057	10,329
	₱3,520,355	₱3,104,902	₱3,194,138	₱2,766,366
LIABILITIES AND EQUITY				
LIABILITIES				
Deposit Liabilities (Notes 16 and 32)				
Demand	₱608,370	₱586,345	₱559,133	₱536,772
Savings	879,568	853,028	832,157	807,153
Time	1,085,940	925,885	930,174	757,204
Long-Term Negotiable Certificates	—	17,514	—	12,430
	2,573,878	2,382,772	2,321,464	2,113,559
Bills Payable and Securities Sold Under Repurchase Agreements (SSURA) (Notes 5, 17 and 32)	300,652	156,896	286,541	141,081
Derivative Liabilities (Notes 5 and 8)	13,370	16,865	13,369	16,862
Manager's Checks and Demand Drafts Outstanding	6,901	7,048	5,286	5,533
Income Taxes Payable	4,219	3,601	4,143	3,479
Accrued Interest and Other Expenses (Note 18)	23,544	19,785	19,987	15,674
Bonds Payable (Notes 5, 19 and 32)	107,236	70,089	104,858	70,089
Non-equity Non-controlling Interest (Notes 5 and 21)	—	10,260	—	—
Other Liabilities (Note 21)	94,150	70,848	52,303	42,739
	3,123,950	2,738,164	2,807,951	2,409,016

(Forward)



	Consolidated		Parent Company	
	December 31			
	2024	2023	2024	2023
<b>EQUITY</b>				
<b>Equity Attributable to Equity Holders of the Parent Company</b>				
Common stock (Note 23)	<b>₱89,948</b>	₱89,948	<b>₱89,948</b>	₱89,948
Capital paid in excess of par value (Note 23)	<b>85,252</b>	85,252	<b>85,252</b>	85,252
Treasury stock (Notes 23 and 32)	—	(70)	—	(70)
Surplus reserves (Note 24)	<b>2,888</b>	2,752	<b>2,888</b>	2,752
Surplus (Note 23)	<b>230,314</b>	204,896	<b>230,314</b>	204,896
Net unrealized losses on investment securities at FVOCI (Note 8)	<b>(8,185)</b>	(10,065)	<b>(8,185)</b>	(10,065)
Remeasurement losses on retirement plans (Notes 11 and 27)	<b>(6,436)</b>	(7,491)	<b>(6,436)</b>	(7,491)
Equity in other comprehensive income of investees (Note 11)	<b>80</b>	116	<b>80</b>	116
Translation adjustment and others (Note 11)	<b>(8,359)</b>	(8,673)	<b>(7,674)</b>	(7,988)
	<b>385,502</b>	356,665	<b>386,187</b>	357,350
<b>Non-controlling Interest</b> (Note 11)	<b>10,903</b>	10,073	—	—
	<b>396,405</b>	366,738	<b>386,187</b>	357,350
	<b>₱3,520,355</b>	₱3,104,902	<b>₱3,194,138</b>	₱2,766,366

See accompanying Notes to Financial Statements.



# METROPOLITAN BANK & TRUST COMPANY AND SUBSIDIARIES

## STATEMENTS OF INCOME

(In Millions, Except Earnings Per Share)

	Consolidated			Parent Company		
	Years Ended December 31					
	2024	2023	2022	2024	2023	2022
<b>INTEREST INCOME ON</b>						
Loans and receivables (Notes 9 and 32)	₱116,852	₱100,539	₱70,181	₱99,661	₱84,789	₱55,696
Investment securities at FVOCI and at amortized cost (Note 8)	50,014	43,614	25,938	45,314	37,654	22,001
Investment securities at FVTPL (Note 8)	5,030	2,058	1,776	4,901	1,921	1,671
Interbank loans receivable and securities purchased under resale agreements (SPURA) (Notes 7 and 32)	3,275	3,429	1,548	2,301	2,728	1,052
Deposits with banks and others	2,493	3,972	2,927	1,798	2,159	1,423
	177,664	153,612	102,370	153,975	129,251	81,843
<b>INTEREST AND FINANCE CHARGES</b>						
Deposit liabilities (Notes 16 and 32)	48,975	41,120	11,420	42,218	33,640	7,129
Bills payable and securities sold under repurchase agreements, bonds payable, subordinated debts and others (Notes 13, 17, 19, 20, 21 and 32)	14,574	7,522	5,421	13,981	6,826	4,386
	63,549	48,642	16,841	56,199	40,466	11,515
<b>NET INTEREST INCOME</b>	114,115	104,970	85,529	97,776	88,785	70,328
<b>PROVISION FOR CREDIT AND IMPAIRMENT LOSSES</b> (Notes 3 and 15)						
	6,360	8,978	8,112	6,379	6,661	5,740
<b>NET INTEREST INCOME AFTER PROVISION FOR CREDIT AND IMPAIRMENT LOSSES</b>	107,755	95,992	77,417	91,397	82,124	64,588
<b>OTHER OPERATING INCOME</b>						
Service charges, fees and commissions (Notes 25 and 32)	16,932	16,390	15,035	13,733	13,079	11,773
Trading and securities gain/(loss) - net (Notes 8, 21 and 32)	8,904	(94)	6,401	8,582	(128)	6,534
Leasing (Notes 12, 13 and 32)	2,033	2,019	1,990	153	159	162
Income from trust operations (Notes 24 and 32)	1,195	1,220	1,541	1,145	1,173	1,494
Profit from assets sold (Notes 10, 12 and 14)	654	2,113	898	393	1,594	230
Dividends (Note 8)	161	257	198	18	19	9
Foreign exchange gain (loss) - net (Note 32)	(3,328)	4,096	(2,427)	(3,610)	3,805	(2,697)
Miscellaneous (Note 25)	2,668	2,503	3,157	1,487	1,255	1,269
	29,219	28,504	26,793	21,901	20,956	18,774
<b>OTHER OPERATING EXPENSES</b>						
Compensation and fringe benefits (Notes 27 and 32)	31,317	28,263	26,129	24,433	21,633	19,812
Taxes and licenses (Note 28)	13,945	11,460	8,058	12,152	9,498	6,136
Depreciation and amortization (Notes 10, 12 and 14)	6,786	6,922	5,976	4,198	4,311	3,453
Occupancy and equipment-related costs (Note 13)	2,287	1,966	1,863	1,800	1,506	1,397
Miscellaneous (Note 25)	22,826	20,911	18,970	19,133	17,115	14,915
	77,161	69,522	60,996	61,716	54,063	45,713
<b>INCOME BEFORE SHARE IN NET INCOME OF SUBSIDIARIES, ASSOCIATES AND A JOINT VENTURE</b>						
	59,813	54,974	43,214	51,582	49,017	37,649
<b>SHARE IN NET INCOME OF SUBSIDIARIES, ASSOCIATES AND A JOINT VENTURE</b> (Note 11)						
	765	875	704	6,414	5,281	4,168
<b>INCOME BEFORE INCOME TAX</b>	60,578	55,849	43,918	57,996	54,298	41,817
<b>PROVISION FOR INCOME TAX</b> (Note 28)	11,345	12,890	10,620	9,859	12,060	9,041
<b>NET INCOME</b>	₱49,233	₱42,959	₱33,298	₱48,137	₱42,238	₱32,776
Attributable to:						
Equity holders of the Parent Company (Note 31)	₱48,137	₱42,238	₱32,776			
Non-controlling interest (Note 11)	1,096	721	522			
	₱49,233	₱42,959	₱33,298			
<b>Basic/Diluted Earnings Per Share Attributable to Equity Holders of the Parent Company</b> (Note 31)						
	₱10.71	₱9.39	₱7.29			

See accompanying Notes to Financial Statements.



**METROPOLITAN BANK & TRUST COMPANY AND SUBSIDIARIES**  
**STATEMENTS OF COMPREHENSIVE INCOME**  
(In Millions)

	Consolidated			Parent Company		
	Years Ended December 31					
	2024	2023	2022	2024	2023	2022
Net Income	₱49,233	₱42,959	₱33,298	₱48,137	₱42,238	₱32,776
Other Comprehensive Income for the Year, Net of Tax						
Items that may not be reclassified to profit or loss:						
Change in remeasurement gain (loss) on retirement plans (Notes 11 and 27)	1,026	(3,157)	318	1,055	(3,087)	343
Change in net unrealized gain (loss) on equity securities at FVOCI	394	256	(62)	187	135	168
	1,420	(2,901)	256	1,242	(2,952)	511
Items that may be reclassified to profit or loss:						
Change in net unrealized gain (loss) on investment in debt securities at FVOCI (Note 8)	1,385	12,685	(19,270)	1,597	12,791	(19,492)
Change in equity in other comprehensive gains (losses) of investees (Note 11)	(37)	263	(26)	(36)	261	(27)
Translation adjustment and others (Note 11)	243	(719)	(257)	314	(691)	(271)
	1,591	12,229	(19,553)	1,875	12,361	(19,790)
Total Comprehensive Income for the Year	₱52,244	₱52,287	₱14,001	₱51,254	₱51,647	₱13,497
Attributable to:						
Equity holders of the Parent Company	₱51,254	₱51,647	₱13,497			
Non-controlling interest	990	640	504			
	₱52,244	₱52,287	₱14,001			

See accompanying Notes to Financial Statements.



# METROPOLITAN BANK & TRUST COMPANY AND SUBSIDIARIES

## STATEMENTS OF CHANGES IN EQUITY

(In Millions)

	Consolidated										
	Equity Attributable to Equity Holders of the Parent Company										
	Common Stock (Note 23)	Capital Paid In Excess of Par Value (Note 23)	Treasury Stock (Note 23)	Surplus Reserves (Note 24)	Surplus (Note 23)	Net Unrealized Loss on Investment Securities at FVOCI (Note 8)	Remeasurement Losses on Retirement Plans (Notes 11 and 27)	Equity in Other Comprehensive Income (Losses) of Investees (Note 11)	Translation Adjustment and Others (Note 11)	Non-controlling Interest (Note 11)	Total Equity
<b>Balance as at January 1, 2024</b>	<b>₱89,948</b>	<b>₱85,252</b>	<b>(₱70)</b>	<b>₱2,752</b>	<b>₱204,896</b>	<b>(₱10,065)</b>	<b>(₱7,491)</b>	<b>₱116</b>	<b>(₱8,673)</b>	<b>₱356,665</b>	<b>₱366,738</b>
Total comprehensive income (loss) for the year	—	—	—	—	48,137	1,784	1,055	(36)	314	990	52,244
Transfer to surplus reserves	—	—	—	136	(136)	—	—	—	—	—	—
Cash dividend (Note 23)	—	—	—	—	(22,487)	—	—	—	—	(160)	(22,647)
Realized loss on sale of equity securities at FVOCI (Note 8)	—	—	—	—	(96)	96	—	—	—	—	—
Acquisition of Parent Company shares by mutual fund subsidiary	—	—	(244)	—	—	—	—	—	—	—	(244)
Disposal of Parent Company shares held by mutual fund subsidiary	—	—	314	—	—	—	—	—	—	—	314
<b>Balance as at December 31, 2024</b>	<b>₱89,948</b>	<b>₱85,252</b>	<b>₱—</b>	<b>₱2,888</b>	<b>₱230,314</b>	<b>(₱8,185)</b>	<b>(₱6,436)</b>	<b>₱80</b>	<b>(₱8,359)</b>	<b>₱385,502</b>	<b>₱396,405</b>
Balance as at January 1, 2023	₱89,948	₱85,252	(₱72)	₱2,613	₱176,374	(₱23,076)	(₱4,404)	(₱145)	(₱7,982)	₱9,582	₱328,090
Total comprehensive income (loss) for the year	—	—	—	—	42,238	12,926	(3,087)	261	(691)	640	52,287
Transfer to surplus reserves	—	—	—	139	(139)	—	—	—	—	—	—
Cash dividend (Note 23)	—	—	—	—	(13,492)	—	—	—	—	(149)	(13,641)
Realized loss on sale of equity securities at FVOCI (Note 8)	—	—	—	—	(85)	85	—	—	—	—	—
Acquisition of Parent Company shares by mutual fund subsidiary	—	—	(5)	—	—	—	—	—	—	—	(5)
Disposal of Parent Company shares held by mutual fund subsidiary	—	—	7	—	—	—	—	—	—	—	7
<b>Balance as at December 31, 2023</b>	<b>₱89,948</b>	<b>₱85,252</b>	<b>(₱70)</b>	<b>₱2,752</b>	<b>₱204,896</b>	<b>(₱10,065)</b>	<b>(₱7,491)</b>	<b>₱116</b>	<b>(₱8,673)</b>	<b>₱356,665</b>	<b>₱366,738</b>
Balance as at January 1, 2022	₱89,948	₱85,252	(₱70)	₱2,442	₱157,260	(₱3,751)	(₱4,747)	(₱118)	(₱7,711)	₱9,227	₱327,732
Total comprehensive income (loss) for the year	—	—	—	—	32,776	(19,324)	343	(27)	(271)	504	14,001
Transfer to surplus reserves	—	—	—	171	(171)	—	—	—	—	—	—
Cash dividend (Note 23)	—	—	—	—	(13,492)	—	—	—	—	(149)	(13,641)
Realized gain on sale of equity securities at FVOCI (Note 8)	—	—	—	—	1	(1)	—	—	—	—	—
Acquisition of Parent Company shares by mutual fund subsidiary	—	—	(14)	—	—	—	—	—	—	—	(14)
Disposal of Parent Company shares held by mutual fund subsidiary	—	—	12	—	—	—	—	—	—	—	12
<b>Balance as at December 31, 2022</b>	<b>₱89,948</b>	<b>₱85,252</b>	<b>(₱72)</b>	<b>₱2,613</b>	<b>₱176,374</b>	<b>(₱23,076)</b>	<b>(₱4,404)</b>	<b>(₱145)</b>	<b>(₱7,982)</b>	<b>₱9,582</b>	<b>₱328,090</b>



	Parent Company									
	Common Stock (Note 23)	Capital Paid In Excess of Par Value (Note 23)	Treasury Stock (Note 23)	Surplus Reserves (Note 24)	Surplus (Note 23)	Net Unrealized Loss on Investment Securities at FVOCI (Note 8)	Remeasurement Losses on Retirement Plans (Notes 11 and 27)	Equity in Other Comprehensive Income (Losses) of Investees (Note 11)	Translation Adjustment and Others (Note 11)	Total Equity
<b>Balance as at January 1, 2024</b>	<b>₱89,948</b>	<b>₱85,252</b>	<b>(₱70)</b>	<b>₱2,752</b>	<b>₱204,896</b>	<b>(₱10,065)</b>	<b>(₱7,491)</b>	<b>₱116</b>	<b>(₱7,988)</b>	<b>₱357,350</b>
Total comprehensive income (loss) for the year	—	—	—	—	48,137	1,784	1,055	(36)	314	51,254
Transfer to surplus reserves	—	—	—	136	(136)	—	—	—	—	—
Cash dividend (Note 23)	—	—	—	—	(22,487)	—	—	—	—	(22,487)
Realized gain on sale of equity securities at FVOCI	—	—	—	—	(96)	96	—	—	—	—
Acquisition of Parent Company shares by mutual fund subsidiary	—	—	(244)	—	—	—	—	—	—	(244)
Disposal of Parent Company shares held by mutual fund subsidiary	—	—	314	—	—	—	—	—	—	314
<b>Balance as at December 31, 2024</b>	<b>₱89,948</b>	<b>₱85,252</b>	<b>₱—</b>	<b>₱2,888</b>	<b>₱230,314</b>	<b>(₱8,185)</b>	<b>(₱6,436)</b>	<b>₱80</b>	<b>(₱7,674)</b>	<b>₱386,187</b>
Balance as at January 1, 2023	₱89,948	₱85,252	(₱72)	₱2,613	₱176,374	(₱23,076)	(₱4,404)	(₱145)	(₱7,297)	₱319,193
Total comprehensive income (loss) for the year	—	—	—	—	42,238	12,926	(3,087)	261	(691)	51,647
Transfer to surplus reserves	—	—	—	139	(139)	—	—	—	—	—
Cash dividend (Note 23)	—	—	—	—	(13,492)	—	—	—	—	(13,492)
Realized gain on sale of equity securities at FVOCI	—	—	—	—	(85)	85	—	—	—	—
Acquisition of Parent Company shares by mutual fund subsidiary	—	—	(5)	—	—	—	—	—	—	(5)
Disposal of Parent Company shares held by mutual fund subsidiary	—	—	7	—	—	—	—	—	—	7
Balance as at December 31, 2023	₱89,948	₱85,252	(₱70)	₱2,752	₱204,896	(₱10,065)	(₱7,491)	₱116	(₱7,988)	₱357,350
Balance as at January 1, 2022	₱89,948	₱85,252	(₱70)	₱2,442	₱157,260	(₱3,751)	(₱4,747)	(₱118)	(₱7,026)	₱319,190
Total comprehensive income (loss) for the year	—	—	—	—	32,776	(19,324)	343	(27)	(271)	13,497
Transfer to surplus reserves	—	—	—	171	(171)	—	—	—	—	—
Cash dividend (Note 23)	—	—	—	—	(13,492)	—	—	—	—	(13,492)
Share in realized gain on sale of equity securities at FVOCI (Note 8)	—	—	—	—	1	(1)	—	—	—	—
Acquisition of Parent Company shares by mutual fund subsidiary	—	—	(14)	—	—	—	—	—	—	(14)
Disposal of Parent Company shares held by mutual fund subsidiary	—	—	12	—	—	—	—	—	—	12
Balance as at December 31, 2022	₱89,948	₱85,252	(₱72)	₱2,613	₱176,374	(₱23,076)	(₱4,404)	(₱145)	(₱7,297)	₱319,193

See accompanying Notes to Financial Statements.



# METROPOLITAN BANK & TRUST COMPANY AND SUBSIDIARIES

## STATEMENTS OF CASH FLOWS

(In Millions)

	Consolidated			Parent Company		
	Years Ended December 31					
	2024	2023	2022	2024	2023	2022
<b>CASH FLOWS FROM OPERATING ACTIVITIES</b>						
Income before income tax	<b>₱60,578</b>	₱55,849	₱43,918	<b>₱57,996</b>	₱54,298	₱41,817
Adjustments for:						
Provision for credit and impairment losses (Note 15)	<b>6,360</b>	8,978	8,112	<b>6,379</b>	6,661	5,740
Depreciation and amortization (Notes 10, 12 and 14)	<b>5,633</b>	5,788	4,992	<b>3,214</b>	3,366	2,635
Unrealized market valuation loss (gain) on financial assets and liabilities at FVTPL	<b>(1,617)</b>	755	(4,359)	<b>(1,643)</b>	859	(4,651)
Gain on initial recognition of investment properties and chattel properties acquired in foreclosure (Note 25)	<b>(877)</b>	(836)	(1,302)	<b>(148)</b>	(105)	(83)
Amortization of software costs (Note 14)	<b>1,153</b>	1,134	984	<b>984</b>	945	818
Profit from assets sold (Notes 10, 11 and 12)	<b>(654)</b>	(2,113)	(898)	<b>(393)</b>	(1,594)	(230)
Share in net income of subsidiaries, associates and a joint venture (Note 11)	<b>(765)</b>	(875)	(704)	<b>(6,414)</b>	(5,281)	(4,168)
Trading and securities gain on investment securities at FVOCI (Note 8)	<b>(1,511)</b>	(153)	(697)	<b>(1,331)</b>	(87)	(676)
Amortization of discount on subordinated debts, bonds payable and lease liability (Notes 13, 19 and 20)	<b>639</b>	612	474	<b>528</b>	493	346
Dividends (Note 8)	<b>161</b>	(257)	(198)	<b>(18)</b>	(19)	(9)
Decrease (increase) in:						
Investment securities at FVTPL	<b>(162,520)</b>	(12,012)	68	<b>(161,272)</b>	(11,697)	(366)
Loans and receivables	<b>(286,132)</b>	(127,450)	(190,216)	<b>(248,674)</b>	(102,724)	(187,776)
Other assets	<b>(4,082)</b>	(6,436)	(1,523)	<b>(5,415)</b>	(6,614)	(1,160)
Increase (decrease) in:						
Deposit liabilities	<b>191,106</b>	161,648	290,841	<b>207,905</b>	175,189	277,823
Bills payable - deposit substitutes	<b>(8)</b>	(1,055)	(2,444)	<b>(6)</b>	(375)	(181)
Manager's checks and demand drafts outstanding	<b>(147)</b>	547	1,105	<b>(247)</b>	46	684
Accrued interest and other expenses	<b>3,777</b>	5,829	4,097	<b>4,219</b>	5,472	2,967
Other liabilities and non-equity non-controlling interest	<b>23,451</b>	6,281	7,830	<b>12,409</b>	5,099	7,746
Net cash generated from (used in) operations	<b>(165,455)</b>	96,234	160,080	<b>(131,927)</b>	123,932	141,276
Dividends received (Note 8)	<b>448</b>	257	198	<b>18</b>	19	9
Income taxes paid	<b>(16,331)</b>	(11,809)	(9,020)	<b>(14,801)</b>	(10,016)	(7,690)
Net cash generated from (used in) operating activities	<b>(181,338)</b>	84,682	151,258	<b>(146,710)</b>	113,935	133,595
<b>CASH FLOWS FROM INVESTING ACTIVITIES</b>						
Acquisitions of:						
Investment securities at FVOCI (Note 4)	<b>(810,188)</b>	(718,070)	(879,279)	<b>(414,088)</b>	(119,769)	(256,734)
Property and equipment (Note 10)	<b>(4,253)</b>	(3,751)	(3,116)	<b>(2,304)</b>	(2,181)	(1,296)
Investment securities at amortized cost (Note 4)	<b>(8,285)</b>	(152,360)	(240,172)	<b>(5,347)</b>	(150,296)	(228,167)
Proceeds from sale of:						
Investment securities at FVOCI (Notes 4 and 11)	<b>780,109</b>	721,065	976,907	<b>350,339</b>	104,631	380,525
Investment properties (Note 12)	<b>1,313</b>	2,800	1,526	<b>437</b>	2,014	491
Property and equipment (Note 10)	<b>576</b>	408	455	<b>55</b>	62	101
Equity investment (Note 11)	<b>2,421</b>	—	—	<b>—</b>	—	—
Proceeds from:						
Maturity of investment securities at amortized cost (Note 4)	<b>2,936</b>	2,143	6,825	<b>—</b>	—	164
Additional investment in subsidiary (Note 11)	<b>—</b>	—	—	<b>(1,601)</b>	—	—
Decrease (increase) in interbank loans receivable and SPURA (Note 26)	<b>(2,485)</b>	(1,356)	6,437	<b>(1,819)</b>	5,516	3,988
Cash dividends from investees (Note 11)	<b>464</b>	36	442	<b>2,621</b>	1,132	1,132
Net cash used in investing activities	<b>(37,392)</b>	(149,085)	(129,975)	<b>(71,707)</b>	(158,891)	(99,796)

(Forward)





	Consolidated			Parent Company		
	Years Ended December 31					
	2024	2023	2022	2024	2023	2022
<b>CASH FLOWS FROM FINANCING</b>						
<b>ACTIVITIES</b> (Note 26)						
Settlements of bills payable	(P5,282,830)	(P3,439,226)	(P2,697,815)	(P4,651,933)	(P2,721,810)	(P2,413,819)
Availments of bills payable and SSURA	5,426,594	3,505,855	2,721,247	4,797,399	2,786,810	2,437,942
Proceeds from issuance of bonds payable (Note 19)	57,468	–	23,523	55,041	–	23,523
Maturity of:						
Bonds payable (Note 19)	(23,717)	(18,400)	(17,500)	(23,717)	(13,750)	(17,500)
Subordinated debts (Note 20)	–	(1,170)	–	–	(1,170)	–
Cash dividends paid (Note 23)	(22,647)	(13,641)	(13,641)	(22,487)	(13,492)	(13,492)
Payment of lease liabilities (Note 13)	(2,194)	(2,121)	(1,968)	(1,384)	(1,302)	(1,115)
Proceeds from disposal of Parent Company shares by mutual fund subsidiaries (Note 32)	314	7	12	314	7	12
Acquisition of Parent Company shares by a mutual fund subsidiary (Note 23)	(244)	(5)	(14)	(244)	(5)	(14)
Net cash provided by financing activities	152,744	31,299	13,844	152,989	35,288	15,537
<b>NET INCREASE (DECREASE) IN CASH AND</b>						
<b>CASH EQUIVALENTS</b>						
	(65,986)	(33,104)	35,127	(65,428)	(9,668)	49,336
<b>CASH AND CASH EQUIVALENTS</b>						
<b>AT BEGINNING OF YEAR</b>						
Cash and other cash items	39,431	40,683	41,302	37,692	38,701	38,452
Due from BSP	207,807	252,628	253,257	198,061	215,074	199,974
Due from other banks	90,586	75,513	48,862	65,867	56,698	36,240
Interbank loans receivable and SPURA (Note 26)	63,682	65,786	56,062	58,742	59,557	46,028
	401,506	434,610	399,483	360,362	370,030	320,694
<b>CASH AND CASH EQUIVALENTS</b>						
<b>AT END OF YEAR</b>						
Cash and other cash items	33,726	39,431	40,683	31,929	37,692	38,701
Due from BSP	150,128	207,807	252,628	148,945	198,061	215,074
Due from other banks	82,136	90,586	75,513	62,414	65,867	56,698
Interbank loans receivable and SPURA (Note 26)	69,530	63,682	65,786	51,646	58,742	59,557
	P335,520	P401,506	P434,610	P294,934	P360,362	P370,030
<b>OPERATIONAL CASH FLOWS FROM INTEREST</b>						
	Consolidated			Parent Company		
	Years Ended December 31					
	2024	2023	2022	2024	2023	2022
Interest paid	P60,074	P44,505	P14,074	P52,483	P36,650	P9,465
Interest received	173,714	148,435	98,881	149,668	124,096	77,663

See accompanying Notes to Financial Statements.



# METROPOLITAN BANK & TRUST COMPANY AND SUBSIDIARIES

---

## NOTES TO FINANCIAL STATEMENTS

---

### 1. Corporate Information

Metropolitan Bank & Trust Company (the Parent Company) is a universal bank incorporated in the Philippines on April 6, 1962. The Securities and Exchange Commission (SEC) approved the renewal in November 19, 2007. The Parent Company's shares were listed with the Philippine Stock Exchange, Inc. (PSE) on February 26, 1981, as approved by the SEC in November 1980. It has a universal banking license granted by the Bangko Sentral ng Pilipinas (BSP) on August 21, 1981.

The Parent Company and its subsidiaries (the Group) are engaged in all aspects of banking, financing, leasing, real estate and stock brokering. As of December 31, 2024, the Group has 960 branches, 1,300 Automated Teller Machines (ATMs) in the branches (on-site) and 973 ATMs in other locations (off-site). As a bank, the Parent Company, which is the ultimate parent of the Group, provides products and services such as deposits, loans and trade finance, credit card products, programs and facilities, electronic banking facilities, cash management, domestic and foreign fund transfers, treasury products, remittances, institutional fund-management, private banking and trust services. The Bank temporarily changed its business address from Metrobank Plaza, Sen. Gil Puyat Avenue, Urdaneta Village, Makati City to GT Tower International, 6813 Ayala Ave., corner H.V. Dela Costa St., Brgy. Bel-Air, Makati City, effective August 14, 2023.

---

### 2. Summary of Material Accounting Policy Information

#### Basis of Preparation

The accompanying financial statements have been prepared on a historical cost basis, except for financial assets and financial liabilities at fair value through profit or loss (FVTPL) and at fair value through other comprehensive income (FVOCI) that have been measured at fair value.

The financial statements of the Parent Company and Philippine Savings Bank (PSBank) a subsidiary, include the accounts maintained in the Regular Banking Unit (RBU) and Foreign Currency Deposit Unit (FCDU). The functional currency of RBU and FCDU is Philippine Peso (PHP or ₱) and United States Dollar (USD), respectively. For financial reporting purposes, FCDU accounts and foreign currency-denominated accounts in the RBU are translated into their equivalents in PHP (see accounting policy on Foreign Currency Translation). The financial statements of these units are combined after eliminating inter-unit accounts.

Each entity in the Group determines its own functional currency and items included in the financial statements of each entity are measured using that functional currency. The respective functional currencies of the subsidiaries are presented under Basis of Consolidation. The financial statements are presented in PHP, and all values are rounded to the nearest million pesos (₱000,000), except when otherwise indicated.

#### Statement of Compliance

The financial statements of the Group and the Parent Company have been prepared in compliance with Philippine Financial Reporting Standards (PFRS).

#### Presentation of Financial Statements

Financial assets and financial liabilities are offset and the net amount reported in the statement of financial position only when there is a legally enforceable right to offset the recognized amounts and there is an intention to settle on a net basis, or to realize the assets and settle the liability.



simultaneously. This is not generally the case with master netting agreements, and the related assets and liabilities are presented gross in the statement of financial position. Income and expense are not offset in the statement of income unless required or permitted by any accounting standard or interpretation, and as specifically disclosed in the accounting policies of the Group.

### Basis of Consolidation

The consolidated financial statements include the financial statements of the Parent Company and of its subsidiaries and are prepared for the same reporting period as the Parent Company using consistent accounting policies. The following are the wholly and majority-owned foreign and domestic subsidiaries of the Parent Company in 2024 and 2023 (Note 11):

<b>Subsidiary</b>	<b>Principal Place of Business and Country of Incorporation</b>	<b>Effective Percentage of Ownership</b>	<b>Functional Currency</b>
<b>Financial Markets:</b>			
<b>Domestic:</b>			
First Metro Investment Corporation (FMIC) and Subsidiaries	Philippines	99.28	PHP
PSBank	Philippines	88.38	PHP
ORIX Metro Leasing and Finance Corporation (ORIX Metro) and Subsidiaries	Philippines	59.86	PHP
<b>Foreign:</b>			
Metropolitan Bank (China) Ltd. (MBCL)	China	100.00	Chinese Yuan
Metropolitan Bank (Bahamas) Limited (Metrobank Bahamas)**	The Bahamas	100.00	USD
First Metro International Investment Company Limited (FMIIC) and Subsidiary	Hong Kong	100.00	Hong Kong Dollar (HKD)
<b>Remittances:</b>			
Metro Remittance (Hong Kong) Limited (MRHL)	Hong Kong	100.00	HKD
Metro Remittance (Singapore) Pte. Ltd. (MRSPL)	Singapore	100.00	Singapore Dollar
Metro Remittance (UK) Limited (MR UK)	United Kingdom	100.00	Great Britain Pound
First Metro Holdings USA, Inc. (formerly MR USA)	United States of America (USA)	100.00	USD
Metro Remittance (Japan) Co. Ltd. (MR Japan)	Japan	100.00	Japanese Yen
<b>Real Estate:</b>			
Circa 2000 Homes, Inc. (Circa)*	Philippines	100.00	PHP
<b>Others:</b>			
First Metro Insurance and Reinsurance Brokers Inc. (FMIRBI)	Philippines	100.00	PHP
Philbancor Venture Capital Corporation (PVCC)*	Philippines	60.00	PHP

\* In process of dissolution

\*\* In process of liquidation

All significant intra-group balances, transactions, income and expenses and profits and losses resulting from intra-group transactions are eliminated in full at consolidation (Note 32). Subsidiaries are fully consolidated from the date on which control is transferred to the Group. Control is achieved where the Group is exposed, or has rights, to variable returns from its involvement with the investee and has the ability to affect those returns through its power over the investee. Consolidation of subsidiaries ceases when control is transferred out of the Group or the Parent Company. The results of subsidiaries acquired or disposed of during the year are included in the consolidated statements of income and consolidated statements of comprehensive income from the date of acquisition or up to the date of disposal, as appropriate.



Changes in the Parent Company's ownership interest in a subsidiary that do not result in a loss of control are accounted for within equity. Any difference between the amount by which the non-controlling interests are adjusted and the fair value of the consideration paid (or to be paid) or received is recognized directly in equity included as part of 'Translation adjustment and others' and attributed to the owners of the Parent Company.

When a change in ownership interest in a subsidiary occurs which results in a loss of control over the subsidiary, the Parent Company:

- a. Derecognizes the assets (including goodwill) and liabilities of the subsidiary;
- b. Derecognizes the carrying amount of any non-controlling interest;
- c. Derecognizes the related other comprehensive income (OCI) recorded in equity and recycles the same to statement of income or 'Surplus';
- d. Recognizes the fair value of the consideration received;
- e. Recognizes the fair value of any investment retained;
- f. Recognizes any surplus or deficit in the statement of income; and
- g. Reclassifies the Parent Company's share of components' gains (losses) previously recognized in OCI to profit or loss or surplus, as appropriate, as would be required if the Group had directly disposed of the related assets or liabilities.

#### Entity with Significant Influence over the Group

GT Capital Holdings, Inc. (GT Capital) holds 37.15% interest in the Parent Company as of December 31, 2024 and 2023 (Note 32).

#### Non-controlling Interest

Non-controlling interest represents the portion of profit or loss and the net assets of the funds not held by the Group and is presented separately in the consolidated statement of income, consolidated statement of comprehensive income and within equity in the consolidated statement of financial position, separately from equity attributable to the Parent Company. Any losses applicable to the non-controlling interests in excess of the non-controlling interests are allocated against the interests of the non-controlling interest even if this results in the non-controlling interest having a deficit balance. Acquisitions of non-controlling interests are accounted for as equity transactions.

#### Non-equity Non-controlling Interest (Note 11)

The Group has seed capital investments in a number of funds where it is in a position to be able to control those funds. These funds are consolidated.

Non-equity non-controlling interest represents the portion of net assets of the consolidated funds not attributed, directly or indirectly, to the Parent Company and is presented separately in the liability section in the consolidated statement of financial position. This liability is accounted for at FVTPL and measured using net asset value per unit with changes recognized in 'Trading and securities gain/(loss) - net' in the consolidated statement of income.

#### Legal Merger between Parent Company and Subsidiary

In the parent company financial statements, the legal merger between the Parent Company and its subsidiary, with the Parent Company as the surviving entity, is accounted for as follows:

- The acquired assets and assumed liabilities are recognized at the carrying amounts in the consolidated financial statements as of the date of the legal merger;
- The difference between the carrying amount of the net assets of the subsidiary and the carrying amount of the investment in the merged subsidiary before the legal merger is recognized under "Translation adjustment and others" account in the equity section of the parent company statement of financial position; and



- The comparative financial information in the parent company financial statements for period prior to the legal merger is not restated. The financial position and results of operations of the merged subsidiary are reflected in the parent company financial statements only from the date of the legal merger.

The legal merger has no impact in the consolidated financial statements.

#### Changes in Accounting Policies and Disclosures

The accounting policies adopted are consistent with those of the previous financial year, except for the adoption of new standards effective in 2024. The Group has not early adopted any standard, interpretation or amendment that has been issued but is not yet effective.

Unless otherwise indicated, adoption of these new standards did not have an impact on the consolidated financial statements of the Group.

#### *Amendments to PFRS 16, *Lease Liability in a Sale and Leaseback**

The amendments specify the requirements that a seller-lessee uses in measuring the lease liability arising in a sale and leaseback transaction, to ensure the seller-lessee does not recognize any amount of the gain or loss that relates to the right-of-use it retains. The amendments clarify:

- That the seller-lessee determines 'lease payments' or 'revised lease payments' in such a way that the seller-lessee would not recognize any amount of the gain or loss that relates to the right-of-use retained by the seller;
- The initial measurement of the lease liability arising from a leaseback may result in a seller-lessee determining 'lease payments' that are different from the general definition of lease payments in Appendix A of PFRS 16

#### *Amendments to PAS 1, *Classification of Liabilities as Current or Non-current**

The amendments clarify that:

- An entity's right to defer settlement of a liability is subject to the entity complying with future covenants, the entity has a right to defer settlement of the liability even if it does not comply with those covenants at the end of the reporting period
- Classification of a liability is unaffected by the likelihood that the entity will exercise its right to defer settlement of the liability for at least twelve months after the reporting period
- There is an exception to the requirement that settlement of liabilities by way of own equity instruments impacts the classification of liabilities
- Additional disclosures are required when an entity that classifies liabilities arising from loan arrangements as non-current has a right to defer settlement of those liabilities that are subject to the entity complying with future covenants within twelve months

#### *Amendments to PAS 7 and PFRS 7, *Disclosures: Supplier Finance Arrangements**

The amendments specify disclosure requirements to enhance the current requirements, which are intended to assist users of financial statements in understanding the effects of supplier finance arrangements on an entity's liabilities, cash flows and exposure to liquidity risk. The amendments clarify:



- The characteristics of supplier finance arrangements, wherein one or more finance providers pay amounts an entity owes to its suppliers;
- Disclosure requirements about the impact of supplier finance arrangements on liabilities and cash flows, including terms and conditions of those arrangements, quantitative information on liabilities related to those arrangements as at the beginning and end of the reporting period and the type and effect of non-cash changes in the carrying amounts of those arrangements;
- In the context of quantitative liquidity risk disclosures required by PFRS 7, supplier finance arrangements are included as an example of other factors that might be relevant to disclose.

## **Material Accounting Policies**

### Foreign Currency Translation

#### *Transactions and balances*

For financial reporting purposes, the foreign currency-denominated monetary assets and liabilities in the RBU are translated in Philippine peso based on the Bankers Association of the Philippines (BAP) closing rate prevailing at the statement of financial position date and foreign currency-denominated income and expenses, at the prevailing exchange rates as at the date of transaction. Foreign exchange differences arising from revaluation and translation of foreign currency-denominated assets and liabilities are credited to or charged against operations in the year in which the rates change. Non-monetary items that are measured in terms of historical cost in a foreign currency are translated using the exchange rates as at the dates of the initial transactions.

Non-monetary items measured at fair value in a foreign currency are translated using the exchange rates at the date when the fair value was determined.

#### *FCDU, foreign branches and subsidiaries*

As at the reporting date, the assets and liabilities of foreign branches and subsidiaries and FCDU of the Parent Company and PSBank are translated into the Parent Company's presentation currency (the PHP) at BAP closing rate prevailing at the statement of financial position date, and their income and expenses are translated at historical rate (except for the foreign subsidiaries in which the income and expenses are translated at monthly average rate). Exchange differences arising on translation are taken to the statement of comprehensive income under 'Translation adjustment and others'. Upon disposal of a foreign entity or when the Parent Company ceases to have control over the subsidiaries or upon actual remittance of FCDU profits to RBU, the deferred cumulative amount recognized in the statement of comprehensive income is recognized in the statement of income.

### Fair Value Measurement

The Group measures certain financial instruments, such as derivatives, at fair value at each statement of financial position date. Fair values of financial instruments measured at amortized cost and investment properties are disclosed in Note 5.

Fair value is the price that would be received to sell an asset or paid to transfer a liability in an orderly transaction between market participants at the measurement date (that is, an exit price). The fair value measurement is based on the presumption that the transaction to sell the asset or transfer the liability takes place either in the principal market for the asset or liability; or in the absence of a principal market, in the most advantageous market for the asset or liability. The principal or the most advantageous market must be accessible to the Group.

The fair value of an asset or a liability is measured using the assumptions that market participants would use when pricing the asset or liability, assuming that market participants act in their economic best interest.



If an asset or a liability measured at fair value has a bid price and an ask price, the price within the bid - ask spread that is most representative of fair value in the circumstances shall be used to measure fair value regardless of where the input is categorized within the fair value hierarchy.

A fair value measurement of a non-financial asset takes into account a market participant's ability to generate economic benefits by using the asset in its highest and best use or by selling it to another market participant that would use the asset in its highest and best use.

For assets and liabilities not listed in an active market, the Group uses valuation techniques that are appropriate in the circumstances and for which sufficient data are available to measure fair value, maximizing the use of relevant observable inputs and minimizing the use of unobservable inputs.

All assets and liabilities for which fair value is measured or disclosed in the financial statements are categorized within the fair value hierarchy, described as follows, based on the lowest level input that is significant to the fair value measurement as a whole:

- Level 1 - Quoted (unadjusted) market prices in active markets for identical assets or liabilities
- Level 2 - Valuation techniques for which the lowest level input that is significant to the fair value measurement is directly or indirectly observable
- Level 3 - Valuation techniques for which the lowest level input that is significant to the fair value measurement is unobservable

For assets and liabilities that are recognized in the financial statements on a recurring basis, the Group determines whether transfers have occurred between Levels in the hierarchy by re-assessing categorization (based on the lowest level input that is significant to the fair value measurement as a whole) at the end of each statement of financial position date. The Group determines the policies and procedures for both recurring fair value measurement, such as financial assets and liabilities at FVTPL, and for non-recurring measurement, such as investment properties.

External valuers are involved for valuation of significant assets, such as investment properties. Selection criteria include market knowledge, reputation, independence and whether professional standards are maintained.

For the purpose of fair value disclosures, the Group has determined classes of assets and liabilities on the basis of the nature, characteristics and risks of the asset or liability and the level of the fair value hierarchy as explained above.

#### Financial Instruments - Initial Recognition and Subsequent Measurement

##### *Date of recognition*

Purchases or sales of financial assets that require delivery of assets within the time frame established by regulation or convention in the marketplace are recognized on the settlement date. Derivatives are recognized on trade date basis. Deposits, amounts due from banks and customers and loans and receivables are recognized when cash is received by the Group or advanced to the borrowers.



#### *Initial recognition of financial instruments*

All financial instruments are initially measured at fair value. Except for financial assets and financial liabilities at FVTPL, the initial measurement of financial instruments includes transaction costs.

#### *'Day 1' difference*

Where the transaction price in a non-active market is different from the fair value from other observable current market transactions in the same instrument or based on a valuation technique whose variables include only data from observable market, the Group recognizes the difference between the transaction price and fair value (a 'Day 1' difference) in the statement of income. In cases where the transaction price used is made of data which is not observable, the difference between the transaction price and model value is only recognized in the statement of income when the inputs become observable or when the instrument is derecognized. For each transaction, the Group determines the appropriate method of recognizing the 'Day 1' difference amount.

#### *Classification and subsequent measurement*

Financial assets are measured at FVTPL unless these are measured at FVOCI or at amortized cost. Financial liabilities are classified as either financial liabilities at FVTPL or financial liabilities at amortized cost. The classification of financial assets depends on the contractual terms and the business model for managing the financial assets. Subsequent to initial recognition, the Group may reclassify its financial assets only when there is a change in its business model for managing these financial assets. Reclassification of financial liabilities is not allowed.

The Group determines its business model at the level that best reflects how it manages groups of financial assets to achieve its business objective. The Group's business model is not assessed on an instrument-by-instrument basis, but at a higher level of aggregated portfolios. If cash flows after initial recognition are realized in a way that is different from the Group's original expectations, the Group does not change the classification of the remaining financial assets held in that business model, but incorporates such information when assessing newly originated or newly purchased financial assets going forward.

As a second step of its classification process, the Group assesses the contractual terms of financial assets to identify whether they pass the contractual cash flows test (SPPI test). For the purpose of the SPPI test, principal is defined as the fair value of the financial asset at initial recognition and may change over the life of the financial asset (for example, if there are repayments of principal or amortization of the premium or discount). The most significant elements of interest within a lending arrangement are typically the consideration for the time value of money and credit risk. In contrast, contractual terms that introduce a more than de minimis exposure to risks or volatility in the contractual cash flows that are unrelated to a basic lending arrangement do not give rise to contractual cash flows that are SPPI. In such cases, the financial asset is required to be measured at FVTPL.

#### *Financial assets at FVTPL*

These are recorded in the statements of financial position at fair value with changes in fair value recognized in 'Trading and securities gain/(loss) - net'. Interest earned is recorded in 'Interest income' while dividend income is recorded in 'Dividends' when the right to receive payment has been established. Included in this classification are debt and equity securities which have been acquired principally for the purpose of selling or repurchasing in the near term.

#### *Derivatives recorded at FVTPL*

The Parent Company and some of its subsidiaries are counterparties to derivative contracts, such as currency forwards, currency swaps, interest rate swaps (IRS), call options, non-deliverable forwards (NDF) and other interest rate derivatives. These derivatives are entered into as a service to customers and as a means of reducing or managing their respective foreign exchange and interest rate exposures,





as well as for trading purposes. Such derivative financial instruments are initially recorded at fair value on the date at which the derivative contract is entered into and are subsequently remeasured at fair value. Any gains or losses arising from changes in fair values of derivatives (except those accounted for as accounting hedges) are taken directly to the statement of income and are included in 'Trading and securities gain/(loss) - net'. Derivatives are carried as assets when the fair value is positive and as liabilities when the fair value is negative.

#### *Investment securities at FVOCI*

Investment securities at FVOCI include debt and equity securities. After initial measurement, investment securities at FVOCI are subsequently measured at fair value. The unrealized gains and losses arising from the fair valuation of investment securities at FVOCI are excluded, net of tax as applicable, from the reported earnings and are included in the statement of comprehensive income as 'Change in net unrealized gain (loss) on investment in debt securities at FVOCI' or 'Change in net unrealized gain (loss) on equity securities at FVOCI'. Debt securities at FVOCI are those that meet both of the following conditions:

- a. The asset is held within a business model whose objective is to hold the financial assets in order to both collect contractual cash flows and sell financial assets; and
- b. The contractual terms of the financial asset give rise on specified dates to cash flow that are SPPI on the outstanding principal amount.

The effective yield component of debt securities at FVOCI, as well as the impact of restatement on foreign currency-denominated debt securities at FVOCI is reported in the statement of income. Interest earned on holding debt securities at FVOCI are reported as 'Interest Income' using the effective interest rate (EIR) method. When the debt securities at FVOCI are disposed of, the cumulative gain or loss previously recognized in the statement of comprehensive income is recognized as 'Trading and securities gain/(loss) - net' in the statement of income. The expected credit loss (ECL) arising from impairment of such investments are recognized in OCI with a corresponding charge to 'Provision for credit and impairment losses' in the statement of income.

Equity securities designated at FVOCI are those that the Group made an irrevocable election to present in OCI the subsequent changes in fair value. Dividends earned on holding equity securities at FVOCI are recognized in the statement of income as 'Dividends' when the right of the payment has been established, except when the Group benefits from such proceeds as a recovery part of the cost of the instrument, in which case, such gains are recorded in OCI. Gains and losses on disposal of these equity securities are never recycled to profit or loss, but the cumulative gain or loss previously recognized in the statement of comprehensive income is reclassified to 'Surplus' or any other appropriate equity account upon disposal. Equity securities at FVOCI are not subject to impairment assessment.

#### *Financial assets at amortized cost*

Financial assets at amortized cost are debt financial assets that meet both of the following conditions:

- a. These are held within a business model whose objective is to hold the financial assets in order to collect contractual cash flows; and
- b. The contractual terms give rise on specified dates to cash flows that are SPPI on the outstanding principal amount.

This accounting policy relates to the statement of financial position captions 'Due from BSP', 'Due from other banks', 'Interbank loans receivable and securities purchased under resale agreements (SPURA)', 'Investment securities at amortized cost' and 'Loans and receivables'.



After initial measurement, financial assets at amortized cost are subsequently measured at amortized cost using the EIR method, less impairment in value. Amortized cost is calculated by taking into account any discount or premium on acquisition and fees that are an integral part of the EIR. The amortization is included in 'Interest income' in the statement of income. Gains and losses are recognized in statement of income when these investments are derecognized or impaired, as well as through the amortization process. The ECL are recognized in the statement of income under 'Provision for credit and impairment losses'. The effects of revaluation on foreign currency-denominated investments are recognized in the statement of income.

#### *Financial liabilities at FVTPL*

These are recorded in the statements of financial position at fair value with changes in fair value recognized in 'Trading and securities gain/(loss) - net', with the exception of movements in fair value of liabilities designated at FVTPL due to changes in the Group's own credit risk. Such changes in fair value are recorded in OCI and do not get recycled to the statement of income. Interest incurred is accrued in 'Interest expense' using the EIR, taking into account any discount/premium and qualifying transaction costs being an integral part of the instrument.

#### *Financial liabilities at amortized cost*

Issued financial instruments or their components, which are not designated at FVTPL, are classified as liabilities under 'Deposit liabilities', 'Bills payable and securities sold under repurchase agreements (SSURA)', 'Bonds payable', or 'Subordinated debts' or other appropriate financial liability accounts, where the substance of the contractual arrangement results in the Group having an obligation either to deliver cash or another financial asset to the holder, or to satisfy the obligation other than by the exchange of a fixed amount of cash or another financial asset for a fixed number of own equity shares. The components of issued financial instruments that contain both liability and equity elements are accounted for separately, with the equity component being assigned the residual amount after deducting from the instrument as a whole the amount separately determined as the fair value of the liability component on the date of issue.

After initial measurement, bills payable and similar financial liabilities not qualified as and not designated at FVTPL, are subsequently measured at amortized cost using the EIR method. Amortized cost is calculated by taking into account any discount or premium on the issue and fees that are an integral part of the EIR.

#### *Financial guarantees and undrawn loan commitments*

The Group issues financial guarantees and loan commitments. Financial guarantees are those issued by the Group to creditors as allowed under existing rules and regulations whereby it guarantees third party obligations by signing as guarantor in the contract/agreement. Undrawn loan commitments and letters of credit are commitments under which over the duration of the commitment, the Group is required to provide a loan with pre-specified terms to the customer. The nominal contractual value of financial guarantees and undrawn loan commitments, where the loan agreed to be provided is on market terms, are not recorded in the statement of financial position. These contracts are in the scope of the ECL requirements where the Group estimates the expected portion of the undrawn loan commitments that will be drawn over their expected life. The ECL related to financial guarantees and undrawn loan commitments is recognized in 'Miscellaneous liabilities' under 'Other liabilities'.

### Derecognition of Financial Assets and Financial Liabilities

#### *Financial assets*

A financial asset (or, when applicable, a part of a financial asset or part of a group of financial assets) is derecognized when:

- The rights to receive cash flows from the asset have expired; or



- The Group retains the right to receive cash flows from the asset, but has assumed an obligation to pay them in full without material delay to a third party under a “pass-through” arrangement; or
- The Group has transferred its rights to receive cash flows from the asset and either:
  - a. Has transferred substantially all the risks and rewards of the asset; or
  - b. Has neither transferred nor retained the risks and rewards of the asset but has transferred the control of the asset.

When the Group has transferred its rights to receive cash flows from an asset or has entered into a pass-through arrangement, and has neither transferred nor retained substantially all the risks and rewards of the asset nor transferred control of the asset, the asset is recognized to the extent of the Group’s continuing involvement in the asset. The extent of the Group’s continuing involvement in the transferred asset is the extent to which it is exposed to changes in the value of the transferred asset.

When the Group’s continuing involvement takes the form of guaranteeing the transferred asset, the extent of the Group’s continuing involvement is the lower of:

- a. The amount of the asset; and
- b. The maximum amount of the consideration received that the Group could be required to repay (‘the guarantee amount’).

When the Group’s continuing involvement takes the form of a written or purchased option (or both) on the transferred asset, the extent of the Group’s continuing involvement is the amount of the transferred asset that the Group may repurchase. However, in case of a written put option to an asset that is measured at fair value, the extent of the Group’s continuing involvement is limited to the lower of the fair value of the transferred asset and the option exercise price. When the Group’s continuing involvement takes the form of a cash-settled option or similar provision on the transferred asset, the extent of the Group’s continuing involvement is measured in the same way as that which results from non-cash settled options.

The Group derecognizes a financial asset such as a loan to a customer, when the terms and conditions have been renegotiated to the extent that, substantially, it becomes a new loan, with the difference recognized as a derecognition gain or loss, to the extent that an impairment loss has not already been recorded. The newly recognized loans are classified as Stage 1 for ECL measurement purposes, unless the new loan is deemed to be purchased or originated credit impaired (POCI) assets.

When assessing whether or not to derecognize a loan to a customer, amongst others, the Group considers the following factors:

- Change in currency of the loan
- Introduction of an equity feature
- Change in counterparty
- If the modification is such that the instrument would no longer meet the SPPI criterion

If the modification does not result in cash flows that are substantially different as set out below, the modification does not result in derecognition. Based on the change in cash flows discounted at the original EIR, the Group records a modification gain or loss, to the extent that an impairment loss has not already been recorded. The Group considers a modification substantial based on qualitative factors.

Financial assets are written off either partially or in their entirety only when the Group has stopped pursuing the recovery. If a write-off is later recovered, any amounts formerly charged are credited to ‘Recovery on charged-off assets’ under ‘Miscellaneous income’ in the statement of income.



### *Financial liabilities*

A financial liability is derecognized when the obligation under the liability is discharged, cancelled or has expired. Where an existing financial liability is replaced by another from the same lender on substantially different terms, or the terms of an existing liability are substantially modified, such an exchange or modification is treated as a derecognition of the original liability and the recognition of a new liability, and the difference in the respective carrying amounts is recognized in the statement of income.

The Group considers a modification substantial based on qualitative factors and if it results in a difference between the adjusted discounted present value and the original carrying amount of the financial liability of or greater than ten percent (10%).

Similar with financial assets, when the modification of a financial liability is not considered substantial, the Group records a modification gain or loss based on the change in cash flows discounted at the original EIR.

### *Repurchase and reverse repurchase agreements*

Securities sold under agreements to repurchase at a specified future date ('repos') are not derecognized from the statement of financial position. The corresponding cash received, including accrued interest, is recognized in the statement of financial position as SSURA included in 'Bills payable and SSURA' and is considered as a loan to the Group, reflecting the economic substance of such transaction.

Conversely, securities purchased under agreements to resell at a specified future date ('reverse repos') are not recognized in the statement of financial position. The corresponding cash paid including accrued interest, is recognized in the statement of financial position as SPURA, and is considered a loan to the counterparty. The difference between the purchase price and resale price is treated as interest income and is accrued over the life of the agreement using the EIR method.

### Reclassification of Financial Assets

The Group reclassifies its financial assets when there is a change in its business model for managing financial assets. A change in business model occurs when the Group either begins or ceases to perform an activity that is significant to its operations. The Group applies the reclassification prospectively from the reclassification date (that is, the first day of the next quarterly reporting period following the change in business model) and does not restate any previously recognized gains, losses or interest.

### Impairment of Financial Assets

The Group follows the PFRS 9 loss impairment method on financial assets through a forward-looking ECL approach which covers all loans and other debt financial assets not held at FVTPL, together with loan commitments and financial guarantee contracts.

### *Overview of the ECL principles*

ECL represents credit losses that reflect an unbiased and probability weighted amount which is based on reasonable and supportable information about past events, current conditions and forecasts of future economic conditions, and time value of money. The ECL allowance is based on the credit losses expected to arise on a 12-month duration if there has been no significant increase in credit risk (SICR) of the financial asset since origination. Otherwise, if a SICR is observed, then the ECL estimation is extended until the end of the life of the financial asset. The 12-month ECL represents the losses that result from default events on a financial asset which may happen within 12 months after the statement of financial position date. The Lifetime ECL on the other hand represents the losses that result from default events on a financial asset which may happen over its life. Both Lifetime ECLs and 12-month



ECLs are calculated on either an individual basis or a collective basis, depending on the nature of the underlying portfolio of financial instruments.

The major portfolios of financial assets identified upon initial analysis of the Group's credit exposure are loan receivables, treasury accounts, and other receivables. Loan receivables may be availed by specific individuals, corporations or organizations. Hence, these portfolios can be further segmented to commercial, consumer and credit card portfolios. After segmentation, financial assets are grouped into Stage 1, Stage 2, and Stage 3 as described below.

*Definition of "default" and "cure"*

The Group defines a financial instrument as in default, which is fully aligned with the definition of non-performing loans that is, credit impaired, in all cases when the borrower becomes more than ninety (90) days past due on its contractual payments. As a part of a qualitative assessment of whether a customer is in default, the Group also considers a variety of instances that may indicate unlikelihood to pay. When such events occur, the Group carefully considers whether the event should result in treating the customer as defaulted. An instrument is considered to be no longer in default (that is, to have cured) when it no longer meets any of the default criteria and has exhibited a satisfactory track record.

Treasury exposures are considered in default upon occurrence of a credit event such as but not limited to bankruptcy of counterparty, restructuring, failure to pay on agreed settlement date, or request for moratorium.

*SICR*

In order to determine whether an instrument is subject to 12-month or Lifetime ECL, the Group assesses whether there has been a SICR since initial recognition. The criteria for determining whether credit risk has increased significantly vary by portfolio and include quantitative and qualitative factors. The credit risk of a particular exposure is deemed to have increased significantly since initial recognition if, based on the Group's internal credit assessment, the borrower or counterparty is determined to have well-defined credit weaknesses (that is, with internal credit rating of 6 due to financial or repayment concerns or lower). These may include adverse trends or developments of financial, managerial, economic or political nature, or a significant weakness in collateral. Credit weakness may be manifested by unfavorable record or unsatisfactory characteristics or may only be potential that deserves management's close attention and may lead to significant losses or may result in collection or liquidation of the outstanding loan amount to be highly improbable. For exposures without internal credit grades, if contractual payments are more than 30 days past due, the credit risk is deemed to have increased significantly since initial recognition. The days past due (dpd) are determined by counting the number of days since the earliest elapsed due date in respect of which at least a partial payment has not been received. In subsequent reporting periods, if the credit risk of the financial asset improves over an observable period such that there is no longer a SICR since initial recognition, the Group reverts to recognizing a 12-month ECL.

*Staging assessment*

For non-credit-impaired financial assets:

- Stage 1 is comprised of all non-impaired financial assets which have not experienced a SICR since initial recognition. The Group recognizes a 12-month ECL for Stage 1 financial assets.
- Stage 2 is comprised of all non-impaired financial assets which have experienced a SICR since initial recognition. The Group recognizes a lifetime ECL for Stage 2 financial assets.



For credit-impaired financial assets:

- Financial assets are classified as Stage 3 when there is objective evidence of impairment as a result of one or more loss events that have occurred after initial recognition with a negative impact on the estimated future cash flows of a financial asset or a portfolio of financial assets. ECL for Stage 3 exposure is computed per account, taking into consideration the present value of the expected recoverable cash flows from each transaction.

Financial assets that are credit-impaired on initial recognition are classified as POCI assets. These are recorded at fair value at original recognition and interest income is subsequently recognized based on a credit-adjusted EIR. ECL is only recognized or released to the extent that there is a subsequent change in the ECLs.

*Assessment of ECL on a collective basis*

The Group calculates ECL either on an individual or a collective basis. The Group performs collective impairment by grouping exposures into smaller homogenous portfolios based on a combination of borrower and account characteristics. Accounts with similar risk attributes (that is, facility, security, credit rating, months-on-books, utilization and collateral type, etc.) are pooled together for calculating provisions based on the ECL models.

*ECL parameters and methodologies*

ECL is a function of the probability of default (PD), exposure-at-default (EAD), and loss-given default (LGD), with the timing of the loss also considered, and is estimated by incorporating forward-looking economic information and through the use of experienced credit judgement.

The PD represents the likelihood that a credit exposure will not be repaid and will go into default in either a 12-month horizon for Stage 1 or lifetime horizon for Stage 2. The PD for each individual financial asset is modelled based on historical data and is estimated based on current market conditions and reasonable and supportable information about future economic conditions. The Group segmented its credit exposures based on homogenous risk characteristics and developed a corresponding PD methodology for each portfolio. The PD methodology for each relevant portfolio is determined based on the underlying nature or characteristic of the portfolio, behavior of the accounts and materiality of the segment as compared to the total portfolio.

LGD is the amount that may not be recovered in the event of default and is modelled based on historical cash flow recovery and reasonable and supportable information about future economic conditions, where appropriate. LGD takes into consideration the amount and quality of any collateral held.

EAD consists of the amortized cost and any accrued interest receivable. For off-balance sheet and undrawn committed amounts, EAD includes a credit conversion factor which is an estimate of any further amount to be drawn at the time of default. For the credit card business, EAD is modelled based on historical data on card limit utilization.

The Group applies a simplified ECL approach for its accounts receivables wherein the Group uses a provisioning matrix that considers historical changes in the behavior of the portfolio to predict conditions over the span of a given observation period.

The Parent Company offers credit card facilities, in which it has the right to cancel and/or reduce the facilities with one-day notice. It does not limit its exposure to credit losses to the contractual notice period, but instead, calculates ECL over a period that reflects its expectations of the customers' behavior, their likelihood of default, and its future risk mitigation procedures, which could include reducing or cancelling the facilities. Based on past experience and expectations, the period over which ECL is calculated for these products is two (2) years. The interest rate used to discount the



ECL for credit cards is based on contractual interest rate. These rates are also used to discount future recoveries over a period of five years as these cover the cost of securing an equivalent fund. The contractual interest rate is used as discounting factor since the Parent Company estimates that this rate is reflective of the EIR.

#### *Forward-looking information*

The Group incorporates forward-looking information into both its assessment of whether the credit risk of a financial asset has increased significantly since its initial recognition and its measurement of ECL. A broad range of forward-looking information are considered as economic inputs, such as growth of the gross domestic product, inflation rates, unemployment rates, interest rates and BSP statistical indicators. The inputs and models used for calculating ECL may not always capture all characteristics of the market at the date of the financial statements. To reflect this, qualitative adjustments or overlays are occasionally made as temporary adjustments when such differences are significantly material.

The following economic inputs were determined to be statistically significant in measuring ECL:

- GDP growth
- Inflation rate
- Unemployment rate
- Minimum wage
- USD:PHP exchange rate
- Consumer confidence index
- Peso interest rate
- USD interest rate
- WTI crude oil price
- Business confidence index
- GVA of some industries

#### *Debt investment securities measured at FVOCI*

The ECL for debt securities at FVOCI does not reduce the carrying amount of these financial assets in the statement of financial position, which remains at fair value. Instead, an amount equal to the allowance that would arise if the assets were measured at amortized cost is recognized in 'Net unrealized gain (loss) on investment securities at FVOCI' as an accumulated impairment amount, with a corresponding charge to profit or loss. The accumulated loss recognized in OCI is recycled to profit or loss upon derecognition of these financial assets.

#### Restructured Loans

Where possible, the Group seeks to restructure loans rather than to take possession of collateral. This may involve extending the payment arrangements and the agreement of new loan conditions. Once the terms have been renegotiated, the loan is no longer considered past due. Management continuously reviews and monitors restructured loans until derecognition to ensure that all criteria are met and that future payments are likely to occur. The loans continue to be subject to an individual or collective impairment assessment, calculated using the loan's original EIR. The difference between the recorded value of the original loan and the present value of the restructured cash flows, discounted at the original EIR, is recognized in 'Provision for credit and impairment losses' in the statement of income. When the loan has been restructured but not derecognized, the Group also reassesses whether there has been a SICR and considers whether the assets should be classified as Stage 3. If the restructuring terms are substantially different, the loan is derecognized and a new 'asset' is recognized at fair value using the revised EIR.



### Collateral Valuation of Financial Assets

Collateral, unless repossessed, is not recorded in the Group's statement of financial position. However, the fair value of collateral affects the calculation of ECLs. It is generally assessed, at a minimum, at inception and re-assessed every other year. However, some collaterals, for example, cash or securities relating to margining requirements, are valued daily.

### Revenue Recognition

Revenue from contracts with customers is recognized upon transfer of services to the customer at an amount that reflects the consideration to which the Group expects to be entitled in exchange for those services.

The Group assesses its revenue arrangements against specific criteria in order to determine if it is acting as a principal or agent. The Group concluded that it is acting as a principal in all of its revenue arrangements except for certain brokerage transactions. The following specific recognition criteria must also be met before revenue is recognized.

#### *Fee and commission income*

The Group earns fee and commission income from a diverse range of services it provides to its customers, which are divided into the following two categories:

- a. *Fee income earned from services that are provided over a certain period of time*  
Fees earned for the provision of services over a period of time are accrued over that period as the customer simultaneously receives and consumes the benefits provided by the Group. Using an output method, revenue is recognized if the Group has a right to invoice the customer for services directly corresponding to performance completed to date. These fees include investment fund fees, custodian fees, fiduciary fees, asset management fees, and income from trust operations.
- b. *Fee income from providing transaction services*  
Fees arising from negotiating or participating in the negotiation of a transaction for a third party - such as commission income, underwriting fees, corporate finance fees, advisory fees and brokerage fees for the arrangement of the acquisition of shares or other securities or the purchase or sale of businesses are recognized on completion of the underlying transaction. Fees or components of fees that are linked to a certain performance are recognized after fulfilling the corresponding criteria.

#### *Discounts earned, membership fees and awards revenue on credit cards*

The following table provides information about the nature and timing of the satisfaction of performance obligations for the Parent Company's credit card business including significant payment terms, and the related revenue recognition policies.

Type of Product/Service	Nature and Timing of Satisfaction of Performance Obligations, including Significant Payment Terms	Revenue Recognition under PFRS 15
Discounts earned	Charges arising from credit availments by the Parent Company's and other credit companies' cardholders when the Parent Company is acting as an acquirer. These discounts are computed based on certain agreed rates. These also include interchange income from transactions processed by other acquirers through VISA and Mastercard and fees from cash advance transactions of cardholders.	Recognized as revenue upon receipt from member establishments of charges arising from credit availments by the Parent Company's cardholders and other credit companies' cardholders when the Parent Company is acting as an acquirer.
Membership fees and dues	Periodically charged to cardholders upfront.	Deferred and recorded under 'Deferred revenue' and recognized on a straight-line basis over the period the fee entitles the cardholders to use the card.





Type of Product/Service	Nature and Timing of Satisfaction of Performance Obligations, including Significant Payment Terms	Revenue Recognition under PFRS 15
Awards revenue	The Parent Company operates a loyalty points program, which allows customers to accumulate points when they purchase from member establishments using the issued card of the Parent Company. The points accumulate and do not expire.	The Parent Company allocates a portion of the consideration received from discounts earned and interchange fees from credit cards to the reward points based on the estimated stand-alone selling prices. The amount allocated to the loyalty program is deferred, and is recognized as revenue when loyalty points are redeemed or the likelihood of the customer redeeming the loyalty points becomes remote.

### Revenues outside the scope of PFRS 15

#### *Interest income*

For all financial instruments measured at amortized cost and interest-bearing financial instruments classified as investment securities at FVOCI investments, interest income is recorded at the EIR, which is the rate that exactly discounts estimated future cash receipts through the expected life of the financial instrument or a shorter period, where appropriate, to the net carrying amount of the financial asset. The calculation takes into account all contractual terms of the financial instrument (for example, prepayment options), including any fees or incremental costs that are directly attributable to the instrument and are an integral part of the EIR. The adjusted carrying amount is calculated based on the original EIR. The change in carrying amount is recorded as 'Interest income'. Loan commitment fees that are likely to be drawn down are deferred (together with any incremental costs) and recognized as an adjustment to the EIR of the loan.

Under PFRS 9, when a financial asset becomes credit-impaired and is, therefore, regarded as Stage 3 (as discussed in "Impairment of Financial Assets" above), the Group calculates interest income by applying the EIR to the net amortized cost of the financial asset. If the financial asset cures and is no longer credit-impaired, the Group reverts to calculating interest income on a gross basis.

Purchases by credit cardholders, collectible on an installment basis, are recorded at the cost of the items purchased plus a certain percentage of cost. The excess over cost is credited to 'Unearned discount' and is shown as a deduction from 'Loans and receivables' in the statement of financial position. The unearned discount is taken up to interest income over the installment terms and is computed using the EIR method.

Interbank Offered Rate (IBOR) reform Phase 2 requires, as a practical expedient, that changes to the basis for determining contractual cash flows that are necessary as a direct consequence of IBOR reform are treated as a change to a floating rate of interest provided that the transition from IBOR to a risk-free-rate (RFR) takes place on a basis that is 'economically equivalent'. To qualify as 'economically equivalent', the terms of the financial instrument must be the same before and after transition except for the changes required by IBOR reform.

For changes that are not required by IBOR reform, the Group applies judgement to determine whether they result in the financial instrument being derecognized. Therefore, as financial instruments transition from IBOR to RFRs, the Group applies judgment to assess whether the transition has taken place on an economically equivalent basis. In making this assessment, the Group considers the extent of any changes to the contractual cash flows as a result of the transition and the factors that have given rise to the changes, with consideration of both quantitative and qualitative factors. Examples of changes that are economically equivalent include changing the reference interest rate from an IBOR to an RFR, changing the reset period for days between coupons to align with the RFR, adding a fallback to automatically transition to an RFR when the IBOR ceases, and adding a fixed credit adjustment spread based on that calculated by the International Swaps and Derivatives Association or which is implicit in market forward rates for the RFR.



*Recovery on charged-off assets*

Income arising from collections on accounts or recoveries from impairment of items previously written off are recognized in the year of recovery.

*Leasing income - Finance lease*

The excess of aggregate lease rentals plus the estimated residual value over the cost of the leased equipment constitutes the unearned lease income. Residual values represent estimated proceeds from the disposal of equipment at the time lease is estimated. The unearned lease income is amortized over the term of the lease, commencing on the month the lease is executed using the EIR method.

*Dividend income*

Dividend income is recognized when the Group's right to receive payment is established.

*Trading and securities gain/(loss) - net*

Results arising from trading activities include all gains and losses from changes in fair value for financial assets and financial liabilities at FVTPL and gains and losses from disposal of debt securities at FVOCI.

*Rental income*

Rental income arising on leased properties is accounted for on a straight-line basis over the lease terms on ongoing leases and is recorded in the statement of income under 'Leasing'.

*Income on receivables financed*

Income on loans and receivables financed with short-term maturities is recorded in 'Interest income' and is recognized using the EIR method. Interest and finance fees on finance leases and loans and receivables financed with long-term maturities and the excess of the aggregate lease rentals plus the estimated terminal value of the leased equipment over its cost are credited to unearned discount and amortized over the term of the note or lease using the EIR method.

Cash and Cash Equivalents

For purposes of reporting cash flows, cash and cash equivalents include cash and other cash items, amounts due from BSP and other banks, and interbank loans receivable and SPURA with original maturities of three months or less from dates of placements and that are subject to insignificant risk of changes in value.

Property and Equipment

Land is stated at cost and depreciable properties, including buildings, furniture, fixtures and equipment and leasehold improvements, are stated at cost less accumulated depreciation and amortization, and allowance for impairment losses. Such cost includes the cost of replacing part of the property and equipment when that cost is incurred, if the recognition criteria are met but excludes repairs and maintenance costs. Building under construction (BUC) is stated at cost and includes cost of construction and other direct costs. BUC is not depreciated until such time that the relevant asset is completed and put into operational use.

Depreciation is calculated on the straight-line method over the estimated useful life of the depreciable assets. Leasehold improvements are amortized over the shorter of the terms of the covering leases and the estimated useful lives of the improvements. The range of estimated useful lives of property and equipment follows:

Buildings	25 to 50 years
Furniture, fixtures and equipment	2 to 5 years
Leasehold improvements	5 to 20 years



The depreciation and amortization method and useful life are reviewed periodically to ensure that the method and period of depreciation and amortization are consistent with the expected pattern of economic benefits from items of property and equipment.

An item of property and equipment is derecognized upon disposal or when no future economic benefits are expected from its use or disposal. Any gain or loss arising on derecognition of the asset (calculated as the difference between the net disposal proceeds and the carrying amount of the asset) is included in the statement of income under 'Profit from assets sold' in the year the asset is derecognized.

#### Investments in Subsidiaries, Associates and a Joint Venture (JV)

##### *Investment in subsidiaries*

Subsidiaries pertain to all entities over which the Group has control. Control is achieved when the Group is exposed, or has rights, to variable returns from its involvement with the investee and has the ability to affect those returns through its power over the investee. When the Group has less than a majority of the voting or similar rights of an investee, the Group considers all relevant facts and circumstances in assessing whether it has power over an investee, including:

- The contractual arrangement with the other vote holders of the investee;
- Rights arising from other contractual arrangements; and
- The Group's voting rights.

##### *Investment in associates*

Associates pertain to all entities over which the Group and the Parent Company have significant influence. Significant influence is the power to participate in the financial and operating policy decisions of the investee, but is not control or joint control over those policies. Investment in associates is accounted for under the equity method of accounting.

##### *Investment in a JV*

A JV is a type of joint arrangement whereby the parties that have joint control of the arrangement have rights to the net assets of the JV. Joint control is the contractually agreed sharing of control of an arrangement, which exists only when decisions about the relevant activities require unanimous consent of the parties sharing control. Investment in a JV is accounted for under the equity method of accounting. The Group's investment in a JV represents the 30% interest of PSBank in Sumisho Motor Finance Corporation (SMFC) (Note 11).

Upon loss of significant influence over the associate or joint control over the JV, the Group and the Parent Company measure and recognize any retained investment at its fair value. Any difference between the carrying amount of the associate or JV upon loss of significant influence or joint control and the fair value of the retained investment and proceeds from disposal is recognized in the statement of income.

Under the equity method, investments in associates and a JV are carried in the statement of financial position at cost plus post-acquisition changes in the Group's and the Parent Company's share of the net assets of the associate or JV less allowance for impairment losses. Post-acquisition changes in the share of net assets of the associate or a JV include the share in the:

- a. Income or losses; and
- b. Unrealized gain or loss on investment securities, remeasurement of retirement plans and others.

Dividends received are treated as a reduction in the carrying values of the investments. Goodwill relating to the associate and a JV is included in the carrying value of the investment and is not amortized.



When the Group and the Parent Company increase its ownership interest in an associate or a JV that continues to be accounted for under the equity method, the cost for the additional interest is added to the existing carrying amount of the associate or JV and the existing interest in the associate or JV is not remeasured. The share in an associate or a JV's post-acquisition profits or losses is recognized in the statement of income as 'Share in net income of subsidiaries, associates and a joint venture' while its share of post-acquisition movements in the associate or JV's equity reserves is recognized directly in the statement of comprehensive income. When the share of losses in an associate or a JV equals or exceeds its interest in the associate or JV, including any other unsecured receivables, the Group and the Parent Company do not recognize further losses, unless it incurred obligations or made payments on behalf of the associate or JV which is recognized as miscellaneous liabilities. Profits and losses resulting from transactions between the Group or the Parent Company and an associate or JV are eliminated to the extent of the Group or the Parent Company's interest in the associate or JV.

Investments in subsidiaries in the separate financial statements are accounted for under the equity method similarly as investments in associates and JV. Equity in other comprehensive income (losses) of subsidiaries and changes therein are included in 'Remeasurement losses on retirement plans', 'Net unrealized gain (loss) on investment securities at FVOCI', and 'Translation adjustments and others', as appropriate, together with the Parent Company in the separate statement of financial position and statement of comprehensive income.

#### Investment Properties

Investment properties are measured initially at cost, including transaction costs. An investment property acquired through an exchange transaction is measured at fair value of the asset acquired unless the fair value of such an asset cannot be measured, in which case, the investment property acquired is measured at the carrying amount of asset given up. The difference between the fair value of the asset received and the carrying amount of the asset given up is recorded as 'Gain on initial recognition of investment properties' under 'Miscellaneous income'. Foreclosed properties are classified under 'Investment properties' upon:

- a. Entry of judgment in case of judicial foreclosure;
- b. Execution of the Sheriff's Certificate of Sale in case of extra-judicial foreclosure; or
- c. Notarization of the Deed of Dacion in case of dation in payment (*dacion en pago*).

Subsequent to initial recognition, investment properties are carried at cost less accumulated depreciation (for depreciable investment properties) and allowance for impairment losses.

Investment properties are derecognized when they have either been disposed of or when the investment property is permanently withdrawn from use and no future benefit is expected from its disposal. Any gains or losses on the retirement or disposal of an investment property are recognized in the statement of income under 'Profit from assets sold' in the year of retirement or disposal.

Expenditures incurred after the investment properties have been put into operations, such as repairs and maintenance costs, are normally charged to operations in the year in which the costs are incurred. Depreciation is calculated on a straight-line basis using the remaining useful lives from the time of acquisition of the investment properties based on appraisal reports but not to exceed 50 years for buildings and condominium units.

Transfers are made to investment properties when, and only when, there is a change in use evidenced by ending of owner occupation, commencement of an operating lease to another party or ending of construction or development. Transfers are made from investment properties when, and only when, there is a change in use evidenced by commencement of owner occupation or commencement of development with a view to sale.



#### Interest in Joint Operations

The Group is a party to joint operations whereby it contributed parcels of land for development into residential and commercial units. In respect of the Group's interest in the joint operations, the Group recognizes the following:

- a. The assets that it controls and the liabilities that it incurs; and
- b. The expenses that it incurs and its share of the income that it earns from the sale of units by the joint operations.

The assets contributed to the joint operations are measured at the lower of cost or net realizable value. Net realizable value is the estimated selling price in the ordinary course of business less estimated costs necessary to make the sale (Note 14).

#### Chattel Mortgage Properties

Chattel mortgage properties comprise of repossessed vehicles. Chattel mortgage properties are stated at cost less accumulated depreciation and allowance for impairment losses. Depreciation is calculated on a straight-line basis using the remaining useful lives from the time of acquisition of the vehicles. The useful lives of chattel mortgage properties are estimated to be five (5) years.

#### Subordinated Notes

Subordinated notes issued by Special Purpose Vehicles (SPV) (presented as 'Investment in SPVs' under 'Other assets') are stated at amortized cost reduced by an allowance for credit losses. The allowance for credit losses is determined based on the difference between the outstanding principal amount and the recoverable amount which is the present value of the future cash flow expected to be received as payment for the subordinated notes.

#### Intangible Assets

##### *Software costs*

Software costs (presented under 'Other assets') are capitalized on the basis of the cost incurred to acquire and bring to use the specific software. These costs are amortized over three to five years on a straight-line basis. Costs associated with maintaining the computer software programs are recognized as expense when incurred. Software costs are carried at cost less accumulated amortization.

#### Goodwill

Goodwill acquired in a business combination is initially measured at cost being the excess of the cost of the business combination over the Group's interest in the net fair value of the acquiree's identifiable assets, liabilities and contingent liabilities. With respect to investments in associates and a JV, goodwill is included in the carrying amounts of the investments. Following initial recognition, goodwill is measured at cost, net of allowance for impairment losses (see accounting policy on "Impairment of Non-financial Assets").

#### Customized System Development Cost

Customized system development cost consists of payments for customization of various banking systems. This account will be reclassified to appropriate accounts upon completion and will be depreciated and amortized from the time the asset is ready for its intended use (Note 14).

#### Impairment of Non-financial Assets

*Property and equipment, investments in subsidiaries, associates and a JV, investment properties, chattel mortgage properties, intangible assets with finite useful lives and other assets*

At each statement of financial position date, the Group assesses whether there is any indication that its non-financial assets may be impaired. When an indicator of impairment exists or when an annual impairment testing for an asset is required, the Group makes a formal estimate of recoverable amount. Recoverable amount is the higher of an asset's fair value less costs to sell (FVLCTS) and its value-in-



use (VIU) and is determined for an individual asset, unless the asset does not generate cash inflows that are largely independent of those from other assets or groups of assets, in which case, the recoverable amount is assessed as part of the cash generating unit to which it belongs. Where the carrying amount of an asset exceeds its recoverable amount, the asset is considered impaired and is written down to its recoverable amount. In assessing VIU, the estimated future cash flows are discounted to their present value using a pre-tax discount rate that reflects current market assessments of the time value of money and the risks specific to the asset. An impairment loss is charged to operations in the year in which it arises.

An assessment is made at each statement of financial position date as to whether there is any indication that previously recognized impairment losses may no longer exist or may have decreased. If such indication exists, the recoverable amount is estimated. A previously recognized impairment loss is reversed only if there has been a change in the estimates used to determine the asset's recoverable amount since the last impairment loss was recognized. If that is the case, the carrying amount of the asset is increased to its recoverable amount. That increased amount cannot exceed the carrying amount that would have been determined, net of depreciation and amortization, had no impairment loss been recognized for the asset in prior years. Such reversal is recognized in the statement of income. After such a reversal, the depreciation and amortization expense is adjusted in future years to allocate the asset's revised carrying amount, less any residual value, on a systematic basis over its remaining life.

*Intangible assets with indefinite useful lives and customized system development cost not yet available for use*

Intangible assets with indefinite useful lives such as exchange trading right and customized system development cost not yet available for use are tested for impairment annually at statement of financial position date either individually or at the cash generating unit (CGU) level, as appropriate.

*Goodwill*

Goodwill is reviewed for impairment, annually or more frequently if events or changes in circumstances indicate that the carrying value may be impaired. Impairment is determined for goodwill by assessing the recoverable amount of the CGU (or group of CGUs) to which the goodwill relates. Where the recoverable amount of the CGU (or group of CGUs) is less than the carrying amount of the CGU (or group of CGUs) to which goodwill has been allocated, an impairment loss is recognized immediately in the statement of income. The Group uses the higher of FVLCTS and VIU using cash flow projections from financial budgets approved by the Board of Directors (BOD) in determining the recoverable amount.

Leases

*Group as lessee*

The Group assesses at contract inception whether a contract is, or contains a lease. A contract contains a lease if it conveys the right to control the use of an identified asset for a period of time in exchange for consideration. The Group applies a single recognition and measurement approach for all leases, except for short-term leases and leases of low-value assets. The Group recognizes lease liabilities to make lease payments and right-of-use (ROU) assets representing the right-of-use the underlying assets.

*ROU assets*

The Group recognizes ROU assets (included in 'Property and Equipment') at the commencement date of the lease (that is, the date the underlying asset is available for use). ROU assets are measured at cost less any accumulated depreciation and allowance for impairment losses, and adjusted for any remeasurement of lease liabilities. The cost of ROU assets includes the amount of lease liabilities



recognized and lease payments made at or before the commencement date less any lease incentives received. ROU assets are depreciated on a straight-line basis over the shorter of the lease term and the estimated useful lives of the assets, as follows:

Office space	2 to 30 years
ATM site and equipment	1 to 5 years

#### *Lease liabilities*

At the commencement date of the lease, the Group recognizes lease liabilities measured at the present value of lease payments to be made over the lease term. In calculating the present value of lease payments, the Group uses its incremental borrowing rate at the lease commencement date because the interest rate implicit in the lease is not readily determinable. After the commencement date, the amount of lease liabilities is increased to reflect the accretion of interest (included in 'Interest expense on bills payable and SSURA, bonds payable, subordinated debts and others') and reduced for the lease payments made. In addition, the carrying amount of lease liabilities is remeasured if there is a modification, a change in the lease term or a change in the lease payments.

The Group's lease liabilities are included in Other Liabilities (Note 21).

#### *Short-term leases and leases of low-value assets*

The Group applies the short-term lease recognition exemption to its short-term leases of office spaces and ATM sites (that is, those leases that have a lease term of 12 months or less from the commencement date and do not contain a purchase option). It also applies the lease of low-value assets recognition exemption to leases of ATM site and other equipment that are considered to be of low value (that is, those with value of less than ₱250,000). Lease payments on short-term leases of low-value assets are recognized as expense on a straight-line basis over the lease term.

#### *Residual value of leased assets and deposits on lease contracts*

The residual value of leased assets, which approximates the amount of guaranty deposit paid by the lessee at the inception of the lease, is the estimated proceeds from the sale of the leased asset at the end of the lease term. At the end of the lease term, the residual value of the leased asset is generally applied against the guaranty deposit of the lessee when the lessee decides to buy the leased asset.

#### *Group as lessor*

Finance leases, where the Group transfers substantially all the risks and benefits incidental to the ownership of the leased item to the lessee, are included in the statement of financial position under 'Loans and receivables'. All income resulting from the receivable is included in 'Interest income' in the statement of income.

Leases where the Group does not transfer substantially all the risks and benefits of ownership of the assets are classified as operating leases. Initial direct costs incurred in negotiating operating leases are added to the carrying amount of the leased asset and recognized over the lease term on the same basis as the rental income. Contingent rents are recognized as revenue in the year in which they are earned.

#### Retirement Cost

The Group has a non-contributory defined benefit retirement plans, except for FMIIC and its subsidiary which follow the defined contribution retirement benefit plan and the Mandatory Provident Fund Scheme (MPFS). The retirement cost of the Parent Company and most of its subsidiaries is determined using the projected unit credit method. Under this method, the current service cost is the present value of retirement benefits payable in the future with respect to services rendered in the current year. The net defined benefit liability or asset is the aggregate of the present value of the



defined benefit obligation (DBO) at the end of the statement of financial position date reduced by the fair value of plan assets, adjusted for any effect of limiting a net defined benefit asset to the asset ceiling. The asset ceiling is the present value of any economic benefits available in the form of refunds from the plan or reductions in future contributions to the plan. The cost of providing benefits under the defined benefit plans is actuarially determined using the projected unit credit method.

Defined benefit costs comprise the following:

- Service cost; and
- Net interest on the net defined benefit liability or asset.

Service costs which include current service costs, past service costs and gains or losses on non-routine settlements are recognized as expense in the statement of income. Past service costs are recognized when plan amendment or curtailment occurs. These amounts are calculated periodically by independent qualified actuaries. Net interest on the net defined benefit liability or asset is the change during the year in the net defined benefit liability or asset that arises from the passage of time which is determined by applying the discount rate based on government bonds to the net defined benefit liability or asset. Net interest on the net defined benefit liability or asset is recognized as expense or income in the statement of income. Retirement expense is presented under 'Compensation and fringe benefits' in the statement of income.

Remeasurements comprising actuarial gains and losses, return on plan assets and any change in the effect of the asset ceiling (excluding net interest on defined benefit liability) are recognized immediately in OCI in the period in which they arise. Remeasurements are not reclassified to the statement on income in subsequent periods.

Plan assets are assets that are held by a long-term employee benefit fund or qualifying insurance policies. Plan assets are not available to the creditors of the Group, nor can they be paid directly to the Group. Fair value of plan assets is based on market price information. When no market price is available, the fair value of plan assets is estimated by discounting expected future cash flows using a discount rate that reflects both the risk associated with the plan assets and the maturity or expected disposal date of those assets (or, if they have no maturity, the expected period until the settlement of the related obligations).

If the fair value of the plan assets is higher than the present value of the DBO, the measurement of the resulting defined benefit asset is limited to the present value of economic benefits available in the form of refunds from the plan or reductions in future contributions to the plan.

The Group's right to be reimbursed of some or all of the expenditure required to settle a DBO is recognized as a separate asset at fair value when and only when reimbursement is virtually certain. Payments to the defined contribution retirement benefit plans and the MPFS are recognized as expenses when employees have rendered service entitling them to the contributions.

### Equity

When the shares are sold at a premium, the difference between the proceeds and par value is credited to 'Capital paid in excess of par value', net of direct costs incurred related to the equity issuance. If 'Capital paid in excess of par value' is not sufficient, the excess is charged against 'Surplus'. When the Group issues more than one class of stock, a separate account is maintained for each class of stock and the number of stocks issued.

Surplus represents accumulated earnings of the Group less dividends declared.





Own equity instruments which are reacquired or Parent Company's shares acquired by its subsidiaries (treasury stock) are recognized at cost and deducted from equity. No gain or loss is recognized in the statement of income on the purchase, sale, issue or cancellation of the Parent Company's own equity instruments. Any difference between the carrying amount and the consideration, if reissued, is recognized in 'Capital paid in excess of par value'. Voting rights related to treasury stocks are nullified and no dividends are allocated. When the stocks are retired, the Common stock account is reduced by its par value and the excess of cost over par value upon retirement is debited to 'Capital paid in excess of par value' at the time the stocks were issued and to 'Surplus' for the remaining balance.

#### Provisions

Provisions are recognized when the Group has a present obligation (legal or constructive) as a result of a past event and it is probable that an outflow of resources embodying economic benefits will be required to settle the obligation and a reliable estimate can be made of the amount of the obligation. Where the Group expects some or all of a provision to be reimbursed, for example, under an insurance contract, the reimbursement is recognized as a separate asset but only when the reimbursement is virtually certain. The expense relating to any provision is presented in the statement of income, net of any reimbursement. If the effect of the time value of money is material, provisions are determined by discounting the expected future cash flows at a pre-tax rate that reflects current market assessments of the time value of money and, where appropriate, the risks specific to the liability. Where discounting is used, the increase in the provision due to the passage of time is recognized as 'Interest expense'.

#### Contingent Liabilities and Contingent Assets

Contingent liabilities are not recognized in the financial statements but are disclosed in the notes to financial statements unless the possibility of an outflow of resources embodying economic benefits is remote. Contingent assets are not recognized but are disclosed in the notes to financial statements when an inflow of economic benefits is probable.

#### Income Taxes

##### *Current taxes*

Current tax assets and liabilities for the current and prior periods are measured at the amount expected to be recovered from or paid to the tax authorities. The tax rates and tax laws used to compute the amount are those that are enacted or substantively enacted at the statement of financial position date.

##### *Deferred taxes*

Deferred tax is provided on temporary differences at the statement of financial position date between the tax bases of assets and liabilities and their carrying amounts for financial reporting purposes.

Deferred tax liabilities are recognized for all taxable temporary differences, except:

- a. Where the deferred tax liability arises from the initial recognition of goodwill or of an asset or liability in a transaction that is not a business combination and, at the time of the transaction, affects neither the accounting profit nor taxable profit or loss.
- b. In respect of taxable temporary differences associated with investments in subsidiaries, where the timing of the reversal of the temporary differences can be controlled and it is probable that the temporary differences will not reverse in the foreseeable future.



Deferred tax assets are recognized for all deductible temporary differences, carryforward of unused tax credits from the excess of minimum corporate income tax (MCIT) over the regular income tax, and unused net operating loss carryover (NOLCO), to the extent that it is probable that taxable income will be available against which the deductible temporary differences and carryforward of unused tax credits from MCIT and unused NOLCO can be utilized except:

- a. Where the deferred tax asset relating to the deductible temporary difference arises from the initial recognition of an asset or liability in a transaction that is not a business combination and, at the time of the transaction, affects neither the accounting profit nor taxable profit or loss.
- b. In respect of deductible temporary differences associated with investments in subsidiaries, deferred tax assets are recognized only to the extent that it is probable that the temporary differences will reverse in the foreseeable future and taxable profit will be available against which the temporary differences can be utilized.

The carrying amount of deferred tax assets is reviewed at each statement of financial position date and reduced to the extent that it is no longer probable that sufficient future taxable profit will be available to allow all or part of the deferred income tax asset to be utilized. Unrecognized deferred tax assets are reassessed at each statement of financial position date and are recognized to the extent that it has become probable that future taxable income will allow the deferred tax asset to be recovered. Deferred tax assets and liabilities are measured at the tax rates that are expected to apply in the year when the asset is realized or the liability is settled, based on tax rates (and tax laws) that have been enacted or substantively enacted at the statement of financial position date.

Current tax and deferred tax relating to items recognized directly in equity are recognized in OCI and not in the statement of income.

Deferred tax assets and deferred tax liabilities are offset if a legally enforceable right exists to offset current tax assets against current tax liabilities and deferred taxes relate to the same taxable entity and the same tax authority.

#### Earnings Per Share

Basic earnings per share is computed by dividing net income for the year attributable to equity holders of the Parent Company by the weighted average number of common shares outstanding during the year after giving retroactive effect to stock dividends declared and stock rights exercised during the year. The Group does not have dilutive potential common shares.

#### Dividends on Common Shares

Cash dividends on common shares are recognized as a liability and deducted from the equity when approved by the BOD of the Parent Company while stock dividends are deducted from equity when approved by the BOD and shareholders of the Parent Company. Dividends declared during the year but are paid or issued after the statement of financial position date are dealt with as a subsequent event.

#### Debt Issuance Costs

Issuance, underwriting and other related costs incurred in connection with the issuance of debt instruments are deferred and amortized over the terms of the instruments using the EIR method. Unamortized debt issuance costs are included in the related carrying amount of the debt instrument in the statement of financial position.

#### Capital Securities Issuance Costs

Issuance, underwriting and other related costs incurred in connection with the issuance of the capital securities are treated as a reduction of equity against 'Capital paid in excess of par value'.



#### Events after the Statement of Financial Position Date

Post year-end events that provide additional information about the Group's position at the statement of financial position date (adjusting event) are reflected in the financial statements. Post year-end events that are not adjusting events, if any, are disclosed when material to the financial statements.

#### Segment Reporting

The Group's operating businesses are organized and managed separately according to the nature of the products and services provided, with each segment representing a strategic business unit that offers different products and serves different markets. Financial information on business segments is presented in Note 6.

#### Fiduciary Activities

Assets and income arising from fiduciary activities together with related undertakings to return such assets to customers are excluded from the financial statements where the Parent Company and PSBank act in a fiduciary capacity such as nominee, trustee or agent.

#### **Standards Issued but not yet Effective**

New and amended standards and interpretations that are issued but not yet effective will not have a material impact on the Bank's combined financial statements.

##### *Effective beginning on or after January 1, 2025*

- PFRS 17, *Insurance Contracts*
- Amendments to PAS 21, *Lack of exchangeability*

##### *Effective beginning on or after January 1, 2026*

- Amendments to PFRS 9 and PFRS 7, *Amendments to the Classification and Measurement of Financial Instruments*
- Annual Improvements to PFRS Accounting Standards - Volume 11

##### *Effective beginning on or after January 1, 2027*

- PFRS 18, *Presentation and Disclosure in Financial Statements*
- PFRS 19, *Subsidiaries without Public Accountability*

##### *Deferred effectivity*

- Amendments to PFRS 10, *Consolidated Financial Statements*, and PAS 28, *Sale or Contribution of Assets between an Investor and its Associate or Joint Venture*

---

### **3. Significant Accounting Judgments and Estimates**

The preparation of the financial statements in compliance with PFRS requires the Group to make estimates and assumptions that affect the reported amounts of assets, liabilities, income and expenses and the disclosures of contingent assets and contingent liabilities. Future events may occur which can cause the assumptions used in arriving at the estimates to change. The effects of any change in estimates are reflected in the financial statements as they become reasonably determinable.

Judgments and estimates are continuously evaluated and are based on historical experience and other factors, including expectations of future events that are believed to be reasonable under the circumstances. The following are the critical judgments and key assumptions that have a significant risk of material adjustment to the carrying amounts of assets and liabilities within the next financial year:



## Judgments

### *a. Classification of financial assets*

The Group classifies its financial assets depending on the results of the SPPI test and on the business model used for managing those financial assets.

When performing the SPPI test, the Group applies judgement and evaluates relevant factors and characteristics such as the behavior and nature of contractual cash flows, its original currency denomination, the timing and frequency of interest rate repricing, contingent events that would alter the amount and/or timing of cash flows, leverage features, prepayments or extension options and other features that may modify the consideration for the time value of money.

As a second step, the Group performs business model assessment to reflect how financial assets are managed in order to generate net cash inflows based on the following factors:

- Business objectives and strategies for holding the financial assets;
- Performance measures and benchmarks being used to evaluate the Group's key management personnel accountable to the financial assets;
- Risks associated to the financial assets and the tools applied in managing those risks;
- Compensation structure of business units, including whether based on fair values changes of the investments managed or on the generated cash flows from transactions; and
- Frequency and timing of disposals.

In applying judgment, the Group also considers the circumstances surrounding the transaction as well as the prudential requirements of the BSP.

### *b. Consolidation of subsidiaries*

The determination whether the Group has control over an investee company requires significant judgment. The Group considers that the following criteria are all met, including:

- An investor has the power over an investee;
- The investor has exposure, or rights, to variable returns from its involvement with the investee; and
- The investor has the ability to use its power over the investee to affect the amount of the investor's return.

In accordance with PFRS 10, the Group included the accounts of First Metro Save and Learn Balance Fund, Inc. (FMSALBF), First Metro Save and Learn Equity Fund, Inc. (FMSALEF), First Metro Save and Learn Dollar Bond Fund Inc. (FMSLDBF), First Metro Save and Learn Fixed Income Fund, Inc. (FMSLFIF), First Metro Philippine Equity Exchange Traded Fund, Inc. (FMPETF), First Metro Save and Learn F.O.C.C.U.S. Dynamic Fund, Inc. and First Metro Save and Learn Money Market Fund, Inc., collectively the "Funds", in its 2023 consolidated financial statements. The Group re-assessed the control conclusion for these Funds. Although the ownership is less than half of the voting power of these investees, the Group has control due to its power to direct the relevant activities of the Funds through First Metro Asset Management Inc. (FAMI), a subsidiary of FMIC, which acts as the fund manager of the Funds. Further, the Group has the exposure to variable returns from its investments and its ability to use its power over the Funds to affect their returns.

In 2024, FMIC disposed of its remaining interest on these subsidiaries as discussed in Note 11.



*c. Existence of significant influence over an associate with less than 20.00% ownership*

As discussed in Note 11, there are instances that an investor exercises significant influence even if its ownership is less than 20.00%. The Group applies significant judgment in assessing whether it holds significant influence over an investee and considers the following:

- Representation in the BOD or equivalent governing body of the investee;
- Participation in policy-making processes, including participation in decisions about dividends or other distributions;
- Material transactions between the investor and the investee;
- Interchange of managerial personnel;
- Joint voting agreement with other investors; or
- Provision of essential technical information.

*d. Fair value of financial instruments*

Where the fair values of financial assets and financial liabilities recorded in the statement of financial position or disclosed in the notes to financial statements cannot be derived from active markets, these are determined using internal valuation techniques using generally accepted market valuation models. The inputs to these models are taken from observable markets where possible, but when this is not feasible, a degree of judgment is required in establishing fair values. These judgments may include considerations of liquidity and volatility for longer dated derivatives (Note 5).

*e. Contingencies*

The Group is currently involved in legal proceedings. The estimate of the probable cost for the resolution of claims has been developed in consultation with and the aid of the outside legal counsel handling the Group's defense in this matter and is based upon an analysis of potential results. It is probable, however, that future results of operations could be materially affected by changes in the estimates or in the effectiveness of the strategies relating to these proceedings (Note 30).

Estimates

*a. Credit losses on financial assets*

The Group reviews its debt financial assets subject to ECL at least on a semi-annual basis with updating provisions made during the intervals as necessary based on the continuing analysis and monitoring of individual accounts by credit officers, as has been the case since 2020 when quarterly reviews and ECL adjustments are made in response to the changing credit environment. The measurement of credit losses under PFRS 9 across all categories of such financial assets requires judgment, in particular, the estimation of the amount and timing of future cash flows and collateral values when determining credit losses and the assessment of a SICR. These estimates are driven by a number of factors, changes in which can result in different levels of allowances.

The Group's ECL calculations are outputs of complex models with a number of underlying assumptions regarding the choice of variable inputs and their interdependencies. Elements of the ECL models that are considered accounting judgments and estimates include, among others:

- Segmentation of the portfolio, where the appropriate model or ECL approach is used.
- Criteria for assessing if there has been a SICR and so allowances for debt financial assets should be measured on a lifetime ECL basis and the qualitative assessment.
  - The Group likewise performed quarterly reviews of its credit exposures to determine the occurrence of SICR notwithstanding said reprieves. For example, during the pandemic, exposures belonging to sectors widely determined to be most at-risk and non-essential (for example, tourism, entertainment and leisure, hotels and restaurants, airlines), and



projected to experience significant revenue and liquidity strain in the event of prolonged economic inactivity, were also included under Stage 2.

- Segmentation of debt financial assets when their ECL is assessed on a collective basis.
- Development of ECL models, including the various formulas and the choice of inputs. The Parent Company and the Group as a whole continuously review and calibrate their models based on the results of the model validation and regular backtesting.
- Determination of associations between macroeconomic scenarios and economic inputs, such as unemployment levels and collateral values, and the effect on PDs, LGDs and EADs.
- Selection of forward-looking macroeconomic scenarios and their probability weightings, to derive the economic inputs into the ECL models.

The gross carrying amounts of financial assets subject to ECL as of December 31, 2024 and 2023 are disclosed in Note 4, while the related allowances for expected credit losses are disclosed in Note 15. In 2024, 2023 and 2022, provision for credit losses on these financial assets amounted to ₱6.1 billion, ₱7.9 billion and ₱7.8 billion, respectively, for the Group, and ₱6.2 billion, ₱6.2 billion and ₱5.7 billion, respectively, for the Parent Company (Note 15).

*b. Recognition of deferred income taxes*

Deferred tax assets are recognized for all unused tax losses and deductible temporary differences to the extent that it is probable that taxable profit will be available against which the losses can be utilized. Significant management judgment is required to determine the amount of deferred tax assets that can be recognized, based upon the likely timing and level of future taxable profits together with future tax planning strategies. The estimates of future taxable income indicate that certain temporary differences will be realized in the future. The recognized net deferred tax assets and unrecognized deferred tax assets for the Group and the Parent Company are disclosed in Note 28.

*c. Impairment of non-financial assets*

The Group assesses impairment on non-financial assets (property and equipment, investments in subsidiaries, associates and a JV, investment properties, software costs, chattel mortgage properties and other assets) whenever events or changes in circumstances indicate that the carrying amount of an asset may not be recoverable. The factors that the Group considers important which could trigger an impairment review include the following:

- Significant underperformance relative to expected historical or projected future operating results;
- Significant changes in the manner of use of the acquired assets or the strategy for overall business; and
- Significant negative industry or economic trends.

The Group uses the higher of FVLCTS and VIU in determining the recoverable amount of the asset. Based on the Group's impairment testing as of December 31, 2024 and 2023, allowance for impairment losses on investment in associates amounted to ₱1.5 billion and ₱1.3 billion, respectively, for the Group, and ₱101.1 million for the Parent Company.

The carrying values of the property and equipment, investments in subsidiaries, associates and a JV, investment properties, software costs, chattel mortgage properties, and other assets of the Group and the Parent Company are disclosed in Notes 10, 11, 12 and 14, respectively.



### *Goodwill*

Goodwill is reviewed for impairment, annually or more frequently if events or changes in circumstances indicate that the carrying value may be impaired. Impairment is determined for goodwill by assessing the recoverable amount of the CGU (or group of CGUs) to which the goodwill relates. Where the recoverable amount of the CGU (or group of CGUs) is less than the carrying amount of the CGU (or group of CGUs) to which goodwill has been allocated, an impairment loss is recognized immediately in the statement of income. The recoverable amount of the CGU is determined based on FVLCTS.

The fair value of the CGU is determined using the cost approach, specifically the adjusted Net Asset Value (NAV) method. This method requires the measurement of the fair value of the individual assets and liabilities recognized in the CGU, as well as the fair value of any unrecognized assets and liabilities at the measurement date. The resulting net fair values of the assets and liabilities represent the fair value of the CGU. In determining the fair value of the CGU's net assets, the Group used the discounted cash flow method for unquoted debt financial assets/liabilities at the appropriate market rate, the price-to-earnings (P/E) valuation (in 2023), embedded value valuation model (in 2024) and adjusted NAV model for unquoted equity investments, and the appraisal reports for the valuation of real properties. Fair values of listed debt and equity securities are based on their quoted market prices. The Group applied the embedded value valuation model by adding the present value of future profits to the net asset value of the investee company and the P/E valuation model by reference to P/E ratios of listed comparable companies of the investee company. The FVLCTS calculation of the CGU is most sensitive to the P/E ratios of listed comparable companies of the investee company. In 2024 and 2023, the Group recognized impairment loss of ₱173.5 million and ₱474.3 million, respectively (Note 15). As of December 31, 2024 and 2023, the Group's goodwill amounted to ₱4.5 billion and ₱4.7 billion respectively.

---

## **4. Financial Risk and Capital Management**

### Introduction

The Group has exposure to the following risks from its use of financial instruments:

- a. Credit;
- b. Liquidity; and
- c. Market risks.

### *Risk management framework*

The BOD has overall responsibility for the oversight of the Parent Company's risk management process. On the other hand, the risk management processes of the subsidiaries are the separate responsibilities of their respective BOD. Supporting the BOD in this function are certain Board-level committees such as Risk Oversight Committee (ROC), Audit Committee (AC), Executive Committee (EXCOM) and senior management committees through the Asset and Liability Committee (ALCO) among others.

The ROC, which is composed primarily of independent members of the BOD, is responsible for overseeing the Parent Company's risk infrastructure, the adequacy and relevance of risk policies, and the compliance to defined risk appetite and levels of exposure. The ROC is assisted in this responsibility by the Risk Management Group (RSK). The RSK undertakes the implementation and execution of the Parent Company's Risk Management framework which involves the identification, assessment, control, monitoring and reporting of risks.



The Parent Company and its subsidiaries manage their respective financial risks separately. The subsidiaries have their own risk management processes but are structured similar to that of the Parent Company. To a certain extent, the respective risk management programs and objectives are the same across the Group. The risk management policies adopted by the subsidiaries and affiliates are aligned with the Parent Company's risk policies. To further promote compliance with PFRS and Basel III, the Parent Company created a Risk Management Coordinating Council (RMCC) composed of risk officers of the Parent Company and its financial institution subsidiaries.

#### Credit Risk

Credit risk is the risk of financial loss to the Group if a counterparty to a financial instrument fails to meet its contractual obligations. The Group manages and controls credit risk by setting limits on the amount of risk it is willing to accept for individual counterparties, related groups of borrowers, market segments, and industry concentrations, and by monitoring exposures in relation to such limits, among others. The same is true for treasury-related activities. Each business unit is responsible for the quality of its credit portfolio and monitoring and controlling all credit risks in its portfolio. Regular reviews and audits of business units and credit processes are undertaken by the RSK and Internal Audit Group, respectively.

#### *Management of credit risk*

The Group faces potential credit risks every time it extends funds to borrowers, commits funds to counterparties, guarantees the paying performance of its clients, invests funds to issuers (for example, investment securities issued by either sovereign or corporate entities) or enter into either market-traded or over-the-counter derivatives, either through implied or actual contractual agreements (that is, on- or off-balance sheet exposures). The Parent Company manages its credit risk at various levels (that is, strategic level, portfolio level down to individual obligor or transaction) by adopting a credit risk management environment that has the following components:

- Formulating credit policies in consultation with business units, covering collateral requirements, credit/financial assessment, risk grading and reporting, and compliance with regulatory requirements;
- Establishment of authorization limits for the approval and renewal of credit facilities;
- Limiting concentrations of exposure to counterparties and industries (for loans), and by the issuer (for investment securities);
- Utilizing the Internal Credit Risk Rating System (ICRRS) or Internal Credit Risk Rating Scorecard for Large Corporates (LCRRS) to categorize exposures according to their risk profile. The risk grading system and scorecard are used for determining loan loss provisions against credit exposures. The current risk grading framework consists of ten grades reflecting varying degrees of risk of default and the availability of collateral or other credit risk mitigation; and
- Monitoring compliance with approved exposure limits.

Borrowers, counterparties, or groups of related accounts across the Group are aggregated and managed by the Parent Company's Institutional Banking Sector as the "Control Unit". Group Limits for conglomerates are set-up and approved to guide subsidiaries and affiliates of the Group. Consolidated exposures are regularly reported to senior management, the EXCOM, and the ROC.

#### *Credit risk at initial recognition*

The Group uses internal credit assessment and approvals at various levels to determine the credit risk of exposures at initial recognition. Assessment can be quantitative or qualitative and depends on the materiality of the facility or the complexity of the portfolio to be assessed.





### Modification

In certain circumstances, the Group modifies the original terms and conditions of a credit exposure to form a new loan agreement or payment schedule. The modifications can be given depending on the borrower's or counterparty's current or expected financial difficulty. The modifications may include, but are not limited to, change in interest rate and terms, principal amount, maturity date, date and amount of periodic payments and accrual of interest and charges.

On March 24, 2020, Republic Act (RA) No. 11469 or the "Bayanihan to Heal as One Act" (Bayanihan 1) was enacted declaring a state of national emergency over the entire country to control the spread of the COVID-19. Among the provisions of Bayanihan 1 is the implementation of a 30-day grace period for all loans with principal and/or interest falling due within the period of the Enhanced Community Quarantine without incurring interest on interest, on penalties, fees and other charges. Further, on September 11, 2020, RA No. 11494 or the "Bayanihan to Recover as One Act" (Bayanihan 2) was enacted and part of the provisions of the Bayanihan 2 is the implementation of a one-time 60-day grace period to be granted for the payment of all existing, current and outstanding loans falling due, or any part thereof, on or before December 31, 2020, without incurring interest on interest, penalties, fees and other charges, thereby extending the maturity of said loans. In addition, Bayanihan 2 allows loans to be settled on a staggered basis without interest on interests, penalties, fees or other charges until December 31, 2020 or as may be agreed upon by both parties.

As of December 31, 2020, the impact of loan modifications as a result of the Bayanihan 1 and Bayanihan 2 Acts amounted to a loss of ₱1.7 billion for the Group and ₱1.2 billion for the Parent Company. For the year ended December 31, 2024 and 2023, total accretion arising from the accretion of the modified loans arising from the Bayanihan 1 and Bayanihan 2 Acts amounted to ₱40.1 million and ₱70.1 million, respectively, for the Group, and nil for the Parent Company.

### Maximum exposure to credit risk

An analysis of the maximum credit risk exposure (net of allowance for ECL) relating to financial assets with collateral or credit enhancements is shown below:

	Consolidated							
	2024				2023			
	Maximum Exposure to Credit Risk	Fair Value of Collateral	Financial Effect of Collateral or Credit Enhancement	Net Exposure	Maximum Exposure to Credit Risk	Fair Value of Collateral	Financial Effect of Collateral or Credit Enhancement	Net Exposure
Interbank loans receivable and SPURA (Note 7)	₱1,466	₱1,499	₱1,466	₱-	₱37,666	₱37,364	₱37,344	₱322
Loans and receivables - net								
Receivables from customers								
Commercial loans	319,394	1,448,855	296,017	23,377	321,725	1,440,521	310,282	11,443
Residential mortgage loans	96,711	184,685	86,473	10,238	91,699	175,884	81,733	9,966
Auto loans	110,938	151,650	109,394	1,544	91,846	130,491	90,073	1,773
Trade loans	58,479	57,679	58,366	113	46,620	46,098	46,564	56
Others	561	468	306	255	249	1,891	201	48
	586,083	1,843,337	550,556	35,527	552,139	1,794,885	528,853	23,286
Accrued interest receivable	4,009	2,600	2,590	1,419	4,061	2,719	2,702	1,359
Sales contract receivable	20	92	20	-	29	103	29	-
	590,112	1,846,029	553,166	36,946	556,229	1,797,707	531,584	24,645
Total	₱591,578	₱1,847,528	₱554,632	₱36,946	₱593,895	₱1,835,071	₱568,928	₱24,967



	Parent Company							
	2024				2023			
	Maximum Exposure to Credit Risk	Fair Value of Collateral	Financial Effect of Collateral or Credit Enhancement	Net Exposure	Maximum Exposure to Credit Risk	Fair Value of Collateral	Financial Effect of Collateral or Credit Enhancement	Net Exposure
Interbank loans receivable and SPURA (Note 7)	P—	P—	P—	P—	P29,956	P29,634	P29,634	P322
Loans and receivables - net								
Receivables from customers								
Commercial loans	290,730	1,394,206	273,665	17,065	248,851	1,354,884	240,890	7,961
Residential mortgage loans	53,364	111,532	53,328	36	51,484	110,731	51,464	20
Auto loans	22,971	54,007	22,515	456	20,706	47,257	20,272	434
Trade loans	58,479	57,679	58,366	113	46,620	46,098	46,564	56
Others	421	223	202	219	120	111	72	48
	425,965	1,617,647	408,076	17,889	367,781	1,559,081	359,262	8,519
Accrued interest receivable	1,689	1,658	1,648	41	1,734	1,697	1,679	55
Sales contract receivable	16	84	16	—	23	83	23	—
	427,670	1,619,389	409,740	17,930	369,538	1,560,861	360,964	8,574
Total	P427,670	P1,619,389	P409,740	P17,930	P399,494	P1,590,495	P390,598	P8,896

The maximum exposure to credit risks for the other financial assets is limited to their carrying values as of December 31, 2024 and 2023.

Collaterals on loans and receivables includes real estate and chattel mortgages, guarantees, and other registered securities over assets. Generally, collateral is not held over loans and advances to banks, except for reverse repurchase agreements and certain due from other banks. Collateral usually is not held against investment securities, and no such collateral was held as of December 31, 2024 and 2023. Estimates of fair values of the collateral are based on the value of collateral assessed at the time of borrowing and are regularly updated according to internal lending policies and regulatory guidelines. The Group is not permitted to sell or repledge the collateral in the absence of default by the counterparty.

The following tables show the effect of rights of set-off associated with the recognized financial assets and financial liabilities:

	Gross Carrying Amounts (before Offsetting)	Gross Amounts Offset in Accordance with the Offsetting Criteria	Net Amount Presented in Statement of Financial Position	Effect of Remaining Rights of Set-Off (including Rights to Set-off Financial Collateral) Not Meeting Offsetting Criteria		Net Exposure
				Financial Instruments	Fair Value of Financial Collateral	
Financial assets recognized by type						
Consolidated						
2024						
Derivative assets	₱550,770	₱530,685	₱20,085	₱5,691	₱—	₱14,394
SPURA	1,466	—	1,466	—	1,466	—
	₱552,236	₱530,685	₱21,551	₱5,691	₱1,466	₱14,394
2023						
Derivative assets	₱544,723	₱522,887	₱21,836	₱6,949	₱—	₱14,887
SPURA	37,666	—	37,666	—	37,344	322
	₱582,389	₱522,887	₱59,502	₱6,949	₱37,344	₱15,209
Parent Company						
2024						
Derivative assets	₱550,769	₱530,685	₱20,084	₱5,691	₱—	₱14,393
SPURA	—	—	—	—	—	—
	₱550,769	₱530,685	₱20,084	₱5,691	₱—	₱14,393
2023						
Derivative assets	₱544,723	₱522,887	₱21,836	₱6,949	₱—	₱14,887
SPURA	29,956	—	29,956	—	29,634	322
	₱574,679	₱522,887	₱51,792	₱6,949	₱29,634	₱15,209



	Gross Carrying Amounts (before Offsetting)	Gross Amounts Offset in Accordance with the Offsetting Criteria	Net Amount Presented in Statement of Financial Position	Effect of Remaining Rights of Set-Off (including Rights to Set-off Financial Collateral) Not Meeting Offsetting Criteria		Net Exposure
				Financial Instruments	Fair Value of Financial Collateral	
<b>Financial liabilities recognized by type</b>						
<b>Consolidated</b>						
<b>2024</b>						
Derivative liabilities	₱422,684	₱409,387	₱13,297	₱5,691	₱—	₱7,606
SSURA	276,628	—	276,628	—	276,628	—
	₱699,312	₱409,387	₱289,925	₱5,691	₱276,628	₱7,606
<b>2023</b>						
Derivative liabilities	₱640,585	₱623,970	₱16,615	₱6,949	₱—	₱9,666
SSURA	134,800	—	134,800	—	134,800	—
	₱775,385	₱623,970	₱151,415	₱6,949	₱134,800	₱9,666
<b>Parent Company</b>						
<b>2024</b>						
Derivative liabilities	₱422,684	₱409,387	₱13,297	₱5,691	₱—	₱7,606
SSURA	276,628	—	276,628	—	276,628	—
	₱699,312	₱409,387	₱289,925	₱5,691	₱276,628	₱7,606
<b>2023</b>						
Derivative liabilities	₱640,584	₱623,970	₱16,614	₱6,949	₱—	₱9,665
SSURA	132,234	—	132,234	—	132,234	—
	₱772,818	₱623,970	₱148,848	₱6,949	₱132,234	₱9,665

### *Excessive risk concentration*

Credit risk concentrations can arise whenever a significant number of borrowers have similar characteristics and are affected similarly by changes in economic or other conditions. The Parent Company analyzes the credit risk concentration to an individual borrower, related group of accounts, industry, internal rating buckets, and security. For risk concentration monitoring purposes, the financial assets are broadly categorized into (1) loans and receivables and (2) trading and financial investment securities. To mitigate risk concentration, the Parent Company constantly checks for breaches in regulatory and internal limits.

### *Concentration of risks of financial assets with credit risk exposure*

Below is an analysis of concentrations of credit risk at the statement of financial position date based on carrying amount:

	Consolidated				
	Loans and Receivables	Loans and Advances to Banks*	Investment Securities**	Others***	Total
<b>2024</b>					
<b>Concentration by Industry</b>					
Financial and insurance activities	₱222,498	₱313,612	₱141,109	₱7,634	₱684,853
Activities of households as employers and undifferentiated goods and services and producing activities of households for own use	274,048	—	—	332,364	606,412
Real estate activities	329,058	—	—	11,431	340,489
Wholesale and retail trade, repair of motor vehicles, motorcycles	268,149	—	—	31,189	299,338
Manufacturing	204,420	—	1,151	16,387	221,958
Transportation and storage, information and communication	241,964	—	1,020	2,427	245,411
Electricity, gas, steam and air-conditioning supply and water supply, sewerage, waste management and remediation activities	146,103	—	—	5,482	151,585

(Forward)



Consolidated					
	Loans and Receivables	Loans and Advances to Banks*	Investment Securities**	Others***	Total
Construction	₱72,652	₱—	₱—	₱25,966	₱98,618
Agricultural, forestry and fishing	21,877	—	—	752	22,629
Accommodation and food service activities	13,922	—	—	14	13,936
Others****	67,773	—	903,005	16,478	987,256
	1,862,464	313,612	1,046,285	450,124	3,672,485
Less allowance for credit losses	46,454	129	321	3,950	50,854
	₱1,816,010	₱313,483	₱1,045,964	₱446,174	₱3,621,631
<b>Concentration by Location</b>					
Philippines	₱1,742,572	₱152,514	₱952,575	₱410,836	₱3,258,497
Asia	118,489	115,667	69,206	39,247	342,609
USA	1,223	11,069	19,537	41	31,870
Europe	53	15,639	448	—	16,140
Others	127	18,723	4,519	—	23,369
	1,862,464	313,612	1,046,285	450,124	3,672,485
Less allowance for credit losses	46,454	129	321	3,950	50,854
	₱1,816,010	₱313,483	₱1,045,964	₱446,174	₱3,621,631
<b>2023</b>					
<b>Concentration by Industry</b>					
Financial and insurance activities	₱212,475	₱371,408	₱100,390	₱16,803	₱701,076
Activities of households as employers and undifferentiated goods and services and producing activities of households for own use	234,489	—	—	276,846	511,335
Real estate activities	296,359	—	153	3,456	299,968
Wholesale and retail trade, repair of motor vehicles, motorcycles	212,339	—	—	28,298	240,637
Manufacturing	188,960	—	933	15,140	205,033
Transportation and storage, information and communication	168,863	—	—	2,326	171,189
Electricity, gas, steam and air-conditioning supply and water supply, sewerage, waste management and remediation activities	117,366	—	23	2,511	119,900
Construction	64,405	—	—	16,618	81,023
Agricultural, forestry and fishing	23,242	—	—	796	24,038
Accommodation and food service activities	17,620	—	—	18	17,638
Others****	52,642	—	904,217	17,856	974,715
	1,588,760	371,408	1,005,716	380,668	3,346,552
Less allowance for credit losses	51,594	87	375	10,772	62,828
	₱1,537,166	₱371,321	₱1,005,341	₱369,896	₱3,283,724
<b>Concentration by Location</b>					
Philippines	₱1,494,421	₱243,012	₱918,101	₱342,739	₱2,998,273
Asia	93,780	100,653	72,767	37,839	305,039
USA	450	12,733	4,070	90	17,343
Europe	19	12,748	883	—	13,650
Others	90	2,262	9,895	—	12,247
	1,588,760	371,408	1,005,716	380,668	3,346,552
Less allowance for credit losses	51,594	87	375	10,772	62,828
	₱1,537,166	₱371,321	₱1,005,341	₱369,896	₱3,283,724
<b>Parent Company</b>					
	Loans and Receivables	Loans and Advances to Banks*	Investment Securities**	Others***	Total
<b>2024</b>					
<b>Concentration by Industry</b>					
Financial and insurance activities	₱215,819	₱265,320	₱66,403	₱7,166	₱554,708
Activities of households as employers and undifferentiated goods and services and producing activities of households for own use	181,257	—	—	332,364	513,621
Real estate activities	287,644	—	—	11,402	299,046
Wholesale and retail trade, repair of motor vehicles, motorcycles	236,300	—	—	31,189	267,489
Manufacturing	200,862	—	1,150	16,387	218,399
Transportation and storage, information and communication	239,756	—	1,020	2,427	243,203
Electricity, gas, steam and air-conditioning supply and water supply, sewerage, waste management and remediation activities	143,937	—	—	5,482	149,419

(Forward)



	Parent Company				
	Loans and Receivables	Loans and Advances to Banks*	Investment Securities**	Others***	Total
Construction	₱47,870	₱—	₱—	₱25,966	₱73,836
Agricultural, forestry and fishing	20,930	—	—	752	21,682
Accommodation and food service activities	13,628	—	—	13	13,641
Others****	28,246	—	887,560	563	916,369
	1,616,249	265,320	956,133	433,711	3,271,413
Less allowance for credit losses	38,630	117	310	3,875	42,932
	₱1,577,619	₱265,203	₱955,823	₱429,836	₱3,228,481
<b>Concentration by Location</b>					
Philippines	₱1,584,033	₱151,795	₱890,066	₱409,958	₱3,035,852
Asia	30,824	68,408	41,573	23,714	164,519
USA	1,221	10,844	19,537	39	31,641
Europe	51	15,632	448	—	16,131
Others	120	18,641	4,509	—	23,270
	1,616,249	265,320	956,133	433,711	3,271,413
Less allowance for credit losses	38,630	117	310	3,875	42,932
	₱1,577,619	₱265,203	₱955,823	₱429,836	₱3,228,481
<b>2023</b>					
<b>Concentration by Industry</b>					
Financial and insurance activities	₱207,214	₱323,147	₱2,614	₱16,355	₱549,330
Activities of households as employers and undifferentiated goods and services and producing activities of households for own use	156,815	—	—	276,846	433,661
Real estate activities	244,565	—	—	3,431	247,996
Wholesale and retail trade, repair of motor vehicles, motorcycles	196,922	—	—	28,298	225,220
Manufacturing	185,950	—	782	15,140	201,872
Transportation and storage, information and communication	162,323	—	—	2,326	164,649
Electricity, gas, steam and air-conditioning supply and water supply, sewerage, waste management and remediation activities	115,320	—	—	2,511	117,831
Construction	45,941	—	—	16,619	62,560
Agricultural, forestry and fishing	21,978	—	—	796	22,774
Accommodation and food service activities	17,397	—	—	18	17,415
Others****	21,873	—	877,216	716	899,805
	1,376,298	323,147	880,612	363,056	2,943,113
Less allowance for credit losses	40,962	69	361	10,691	52,083
	₱1,335,336	₱323,078	₱880,251	₱352,365	₱2,891,030
<b>Concentration by Location</b>					
Philippines	₱1,351,525	₱230,887	₱826,590	₱341,802	₱2,750,804
Asia	24,247	64,825	39,184	21,166	149,422
USA	449	12,541	4,070	88	17,148
Europe	6	12,741	884	—	13,631
Others	71	2,153	9,884	—	12,108
	1,376,298	323,147	880,612	363,056	2,943,113
Less allowance for credit losses	40,962	69	361	10,691	52,083
	₱1,335,336	₱323,078	₱880,251	₱352,365	₱2,891,030

\* Comprised of due from BSP, due from other banks and interbank loans receivable and SPURA.

\*\* Comprised of debt securities at FVOCI and investment securities at amortized cost.

\*\*\* Comprised of applicable accounts under other assets, financial guarantees and loan commitments and other credit-related liabilities.

\*\*\*\* Comprised of loans and investments to the National Government.

### Credit quality per class of financial assets

The credit quality of financial assets is assessed and managed using external and internal ratings (applying ICRRS or LCRRS).

The ICRRS contains the following:

- Borrower Risk Rating (BRR) - an assessment of the credit worthiness of the borrower (or guarantor) without considering the type or amount of the facility and security arrangements. It is an indicator of the probability that a borrower cannot meet its credit obligations when they fall due. The components of the assessment are described below:

Component	Description
Financial Condition	Refers to the financial condition of the borrower based on audited financial statements as indicated by certain financial ratios. The Financial Factor Evaluation is conducted manually.
Industry Analysis	Refers to the prospects of the industry, as well as the company's performance and position in the industry.
Management Quality	Refers to the management's ability to run the company successfully.



- b. Adjusted Borrower Risk Rating – takes into consideration risk rating downgrade due to red flags such as financial deterioration, poor account performance, industry weakness, ownership/management issue, adverse news, etc., or upgrade depending on the type of support granted.

#### Loans and receivables

The credit quality is generally monitored using the 10-grade ICRRS, which is integrated in the credit process. The assessment of the borrower's risk rating is performed by the Credit Group and validated by RSK to maintain accurate and consistent risk ratings across the credit portfolio. For commercial loans, the credit quality with the corresponding grade and description follows:

#### High Grade

##### 1 - Excellent

An excellent rating is given to a borrower with a very low probability of going into default and with high degree of stability, substance and diversity. Borrower has access to raise substantial amounts of funds through public market at any time; very strong debt service capacity and has conservative balance sheet ratios. Track record in profit terms is very good. Borrower exhibits highest quality under virtually all economic conditions.

##### 2 - Strong

This rating is given to borrowers with low probability of going into default in the coming year. Normally has a comfortable degree of stability, substance and diversity. Under normal market conditions, borrower has good access to public markets to raise funds. Have a strong market and financial position with a history of successful performance. Overall debt service capacity is deemed very strong; critical balance sheet ratios are conservative. Concerned multinationals or local corporations are well capitalized.

#### Standard Grade

##### 3 - Good

This rating is given to smaller corporations with limited access to public capital markets or to alternative financial markets during favorable economic and/or market conditions. As it bears characteristics of some degree of stability and substance, probability of default is quite low. However, susceptibility to cyclical changes and more concentration of business risk, by product or market, may be present. Typical is the combination of comfortable asset protection and an acceptable balance sheet structure. Debt service capacity is strong.

##### 4 - Satisfactory

A 'satisfactory' rating is given to a borrower where clear risk elements exist and probability of default is somewhat greater. Due to volatility of earnings and overall performance, borrower normally has limited access to public markets. Borrower should be able to withstand normal business cycles, but any prolonged unfavorable economic period would create deterioration beyond acceptable levels. With the combination of reasonable sound asset and cash flow protection, the debt service capacity is adequate. Reported profits in the past year and is expected to report a profit in the current year.



#### 5 - Acceptable

An 'acceptable' rating is given to a borrower whose risk elements are sufficiently pronounced although borrower should still be able to withstand normal business cycles. Any prolonged unfavorable economic and/or market period would create an immediate deterioration beyond acceptable levels. Risk is still acceptable as there is sufficient cash flow either historically or expected in the future from new business or projected finance transaction; an existing borrower where the nature of the exposure represents a higher risk because of extraordinary developments but for which a decreasing risk within an acceptable period can be expected.

#### Watchlist Grade

##### 5 - Watchlist

This rating is given to a borrower that belongs to an unfavorable industry or has company-specific risk factors which represent a concern. Operating performance and financial strength may be marginal and it is uncertain if borrower can attract alternative course of finance.

##### 6 - Watchlist

Borrower finds it hard to cope with any significant economic downturn and a default in such a case is more than a possibility. Credit exposure is not at risk of loss at the moment but performance of the borrower has weakened which, unless present trends are reversed, could lead to losses.

#### Classified Grade

##### 6 - Especially Mentioned

Borrower encounters difficulty to cope with any significant economic downturn and exhibits deteriorating performance that deserve management's close attention. Such deterioration, if left uncorrected, may lead to losses.

##### 7 - Especially Mentioned

This rating is given to a borrower that exhibits pronounced weaknesses that deserve management's close attention. These potential weaknesses, if left uncorrected, may affect the repayment of the loan and thus, increase credit risk of the Group. Classification can be worsened if borrower is endorsed to Special Accounts Management Group for collection.

##### 8 - Substandard

These are loans or portions thereof which appear to involve a substantial and unreasonable degree of risk to the Group because of unfavorable record or unsatisfactory characteristics. There exists the possibility of future losses to the Group unless given closer supervision. Borrower has well-defined weaknesses or weaknesses that jeopardize loan liquidation. Such well-defined weaknesses may include adverse trends or development of financial, managerial, economic or political nature, or a significant weakness in collateral.

##### 9 - Doubtful

This rating is given to a nonperforming borrower whose loans or portions thereof have the weaknesses inherent in those classified as Substandard, with the added characteristics that existing facts, conditions, and values make collection or liquidation in full, highly improbable and in which substantial loss is probable.

##### 10 - Loss

This rating is given to a borrower whose loans or portions thereof are considered uncollectible or worthless and of such little value that their continuance as bankable assets is not warranted although the loans may have some recoveries or salvage value. The amount of loss is difficult to measure and it is not practical or desirable to defer writing off these basically worthless assets even though partial recovery may be obtained in the future.



The credit quality of consumer loan applicants is currently evaluated using quantitative and qualitative criteria. For booked consumer loans, the description of credit quality is as follows:

High Grade

Good credit rating

This rating is given to a good repeat client with very satisfactory track record of its loan repayment (paid at least 50.00%) and whose account did not turn past due during the entire term of the loan.

Standard Grade

Good

A good rating is given to accounts which did not turn past due for 90 days and over.

Limited

This rating is given to borrowers who have average track record on loan repayment (paid less than 50.00%) and whose account did not turn past due for 90 days and over.

Substandard Grade

Poor

A poor rating is given to accounts who reached 90 days past due regardless of the number of times and the number of months past due.

Poor litigation

This rating is given to accounts that were past due for 180 days and over and are currently being handled by lawyers.

Impaired

Poor repossessed

This rating is given to accounts whose collaterals were repossessed.

Poor written-off

This rating is given to accounts that were recommended for write-off.

For booked credit card receivables, the description of credit quality is as follows:

Excellent

These are customers that have exhibited the best payment behavior and are generally those without history of past due which have been paying the outstanding balance in full over a period of twelve (12) months.

Very Satisfactory

These are customers that have exhibited the good payment behavior and are generally those without history of past due but could have revolved over a period of twelve (12) months.

Satisfactory

These are customers that have shown history of past due but not impaired, and are still within the average level of the credit card portfolio which remains to be profitable.





#### Poor

These are customers that are past due but not yet impaired and could still be cured by collection mitigation strategies.

#### Default

These are customers that are already impaired. Recovery strategies are needed to reduce exposure to these customers.

#### Investment securities

In ensuring quality investment portfolio, the Group uses the credit risk rating from the published data providers like Moody's, Standard & Poor's (S&P) or other reputable rating agencies. The following indicates the levels of equivalent credit quality and its relevant external rating:

Credit Quality	External Rating								
High grade	Aaa	Aa1	Aa2	A1	A2	A3	Baa1	Baa2	Baa3
Standard grade	Ba1	Ba2	Ba3	B1	B2				
Substandard grade	B3	Caa1	Caa2	Caa3	Ca	C			
Impaired	D								

The Group considers a debt security to have low credit risk when its credit risk rating is equivalent to those rated by external rating agencies as 'Investment grade' (that is, those under High grade in the table above).

The following table shows the credit quality of loans and advances to banks, gross of allowance for credit losses, as of December 31, 2024 and 2023. All loans and advances to banks are classified as Stage 1 in 2024 and 2023.

	Consolidated		Parent Company	
	2024	2023	2024	2023
Due from BSP				
High grade	<b>₱150,128</b>	₱207,807	<b>₱148,945</b>	₱198,061
Due from other banks				
High grade	<b>81,004</b>	88,782	<b>61,856</b>	64,884
Standard grade	<b>552</b>	1,002	<b>497</b>	962
Unrated	<b>580</b>	802	<b>61</b>	22
	<b>82,136</b>	90,586	<b>62,414</b>	65,868
Interbank loans receivable and SPURA				
High grade	<b>81,348</b>	73,015	<b>53,961</b>	59,219
Total loans and advances to banks				
High grade	<b>312,480</b>	369,604	<b>264,762</b>	322,164
Standard grade	<b>552</b>	1,002	<b>497</b>	962
Unrated	<b>580</b>	802	<b>61</b>	22
	<b>₱313,612</b>	₱371,408	<b>₱265,320</b>	₱323,148

As of December 31, 2024 and 2023, availments of interbank loans and SPURA amounted to ₱81.3 billion and ₱73.0 billion, respectively, for the Group, and ₱53.9 billion and ₱59.2 billion, respectively, for the Parent Company while maturities of interbank loans and SPURA amounted to ₱73.0 billion and ₱73.8 billion, respectively, for the Group, and ₱59.2 billion and ₱65.5 billion, respectively, for the Parent Company. As of December 31, 2024 and 2023, net decrease in due from BSP amounted to (₱57.7 billion) and (₱44.8 billion), respectively, for the Group, and (₱49.1 billion) and (₱17.0 billion), respectively, for the Parent Company, and net increase/(decrease) in due from other banks amounted to (₱8.5 billion) and ₱15.1 billion, respectively, for the Group, and (₱3.5 billion) and ₱9.2 billion, respectively, for the Parent Company.



The following table shows the credit quality of investment securities, gross of allowance for credit losses, as of December 31, 2024 and 2023. All investment securities are classified as Stage 1 in 2024 and 2023.

	Consolidated		Parent	
	2024	2023	2024	2023
Debt securities at FVOCI				
Treasury notes and bonds				
High grade	₱372,967	₱366,864	₱350,919	₱360,273
Treasury bills				
High grade	719	355	–	–
Government				
High grade	101,896	71,444	99,832	71,289
Private				
High grade	29,607	43,518	3,374	10,252
Standard grade	339	1,633	–	–
	29,946	45,151	3,374	10,252
BSP				
High grade	65,412	50,889	56,943	–
Total debt securities at FVOCI				
High grade	570,601	533,070	511,068	441,814
Standard grade	339	1,633	–	–
	570,940	534,703	511,068	441,814
Investment securities at amortized cost				
Government				
High grade	55,926	49,790	44,603	38,378
Private				
High grade	173	415	–	–
Standard grade	1,076	2,652	–	–
	1,249	3,067	–	–
Treasury bills				
High grade	–	288	–	–
Treasury notes and bonds				
High Grade	418,170	417,868	400,462	400,420
Total investment securities at amortized cost				
High grade	474,269	468,361	445,065	438,798
Standard grade	1,076	2,652	–	–
	475,345	471,013	445,065	438,798
Total debt investment securities				
High grade	1,044,870	1,001,431	956,133	880,612
Standard grade	1,415	4,285	–	–
	₱1,046,285	₱1,005,716	₱956,133	₱880,612

As of December 31, 2024 and 2023, purchases of investment in debt securities at FVOCI amounted to ₱810.2 billion and ₱718.1 billion, respectively, for the Group, and ₱415.7 billion and ₱119.8 billion, respectively, for the Parent Company. Proceeds from disposals/maturities amounted to ₱780.1 billion and ₱721.1 billion, respectively, for the Group, and ₱350.3 billion and ₱104.6 billion, respectively, for the Parent Company. Other movements, which include amortization of premiums/discounts, mark-to-market and foreign exchange revaluations, resulted in a increase in carrying value of debt securities at FVOCI as of December 31, 2024 and 2023 amounting to ₱6.3 billion and ₱9.1 billion, respectively, for the Group, and ₱4.1 billion and ₱34.2 billion, respectively, for the Parent Company.

As of December 31, 2024 and 2023, purchases of investment securities at amortized cost amounted to ₱8.3 billion and ₱152.4 billion, respectively, for the Group, and ₱5.3 billion and ₱150.3 billion, respectively, for the Parent Company, while proceeds from maturities amounted to ₱2.9 billion and ₱2.1 billion, respectively, for the Group, and nil, for the Parent Company. Other movements, which include amortization of premiums/discounts and foreign exchange revaluations, resulted in an increase/(decrease) in carrying value of investment securities at amortized cost as of December 31, 2024 and 2023 amounting to (₱1.0 billion) and ₱2.5 billion, respectively, for the Group, and ₱1.0 billion and ₱3.0 billion, respectively, for the Parent Company.



The credit quality of receivables from customers, net of unearned discount and capitalized interest, as of December 31, 2024 and 2023 follow:

	Consolidated			
	Stage 1	Stage 2	Stage 3	Total
<b>2024</b>				
Commercial loans				
High grade	₱272,707	₱–	₱–	₱272,707
Standard grade	1,009,399	3,339	–	1,012,738
Watchlist grade	461	49,873	–	50,334
Classified grade	–	6,310	–	6,310
Sub-standard grade	5	536	–	541
Unrated	–	28	–	28
Non-performing individually impaired	–	–	17,515	17,515
	<b>1,282,572</b>	<b>60,086</b>	<b>17,515</b>	<b>1,360,173</b>
Residential mortgage loans				
High grade	38,949	–	–	38,949
Standard grade	44,827	578	–	45,405
Sub-standard grade	6,000	4,446	–	10,446
Unrated	–	1,187	–	1,187
Non-performing individually impaired	–	–	1,871	1,871
	<b>89,776</b>	<b>6,211</b>	<b>1,871</b>	<b>97,858</b>
Auto loans				
High grade	74,349	5	–	74,354
Standard grade	29,438	85	–	29,523
Sub-standard grade	20	3,771	–	3,791
Unrated	–	3,625	–	3,625
Non-performing individually impaired	–	–	2,590	2,590
	<b>103,807</b>	<b>7,486</b>	<b>2,590</b>	<b>113,883</b>
Credit card				
Standard grade	150,087	–	–	150,087
Sub-standard grade	–	3,209	–	3,209
Non-performing individually impaired	–	–	4,649	4,649
	<b>150,087</b>	<b>3,209</b>	<b>4,649</b>	<b>157,945</b>
Trade loans				
High grade	15,728	–	–	15,728
Standard grade	51,596	174	–	51,770
Watchlist Grade	–	151	–	151
Classified grade	–	198	–	198
Non-performing individually impaired	–	–	464	464
	<b>67,324</b>	<b>523</b>	<b>464</b>	<b>68,311</b>
Other loans				
High grade	13,886	–	–	13,886
Standard grade	1,504	–	–	1,504
Sub-standard grade	9	1,261	–	1,270
Unrated	6	24	–	30
Non-performing individually impaired	–	–	243	243
	<b>15,405</b>	<b>1,285</b>	<b>243</b>	<b>16,933</b>
Total receivables from customers				
High grade	415,619	5	–	415,624
Standard grade	1,286,851	4,176	–	1,291,027
Watchlist grade	461	50,024	–	50,485
Classified grade	–	6,508	–	6,508
Sub-standard grade	6,034	13,223	–	19,257
Unrated	6	4,864	–	4,870
Non-performing individually impaired	–	–	27,332	27,332
	<b>₱1,708,971</b>	<b>₱78,800</b>	<b>₱27,332</b>	<b>₱1,815,103</b>



	Consolidated			
	Stage 1	Stage 2	Stage 3	Total
<b>2023</b>				
Commercial loans				
High grade	₱227,911	₱—	₱—	₱227,911
Standard grade	854,407	802	—	855,209
Watchlist grade	16,325	17,369	—	33,694
Classified grade	—	28,726	—	28,726
Sub-standard grade	—	464	—	464
Unrated	—	138	—	138
Non-performing individually impaired	—	—	17,860	17,860
	1,098,643	47,499	17,860	1,164,002
Residential mortgage loans				
High grade	22,081	13,471	—	35,552
Standard grade	41,221	586	—	41,807
Sub-standard grade	7,414	5,207	—	12,621
Unrated	—	1,268	—	1,268
Non-performing individually impaired	—	—	2,203	2,203
	70,716	20,532	2,203	93,451
Auto loans				
High grade	66,679	65	—	66,744
Standard grade	20,438	496	—	20,934
Sub-standard grade	144	2,251	—	2,395
Unrated	—	3,382	—	3,382
Non-performing individually impaired	—	—	2,906	2,906
	87,261	6,194	2,906	96,361
Credit card				
Standard grade	126,916	—	—	126,916
Sub-standard grade	—	2,656	—	2,656
Non-performing individually impaired	—	—	3,562	3,562
	126,916	2,656	3,562	133,134
Trade loans				
High grade	6,601	—	—	6,601
Standard grade	44,087	48	—	44,135
Watchlist Grade	—	255	—	255
Classified grade	—	273	—	273
Non-performing individually impaired	—	—	354	354
	50,688	576	354	51,618
Other loans				
High grade	10,440	—	—	10,440
Standard grade	1,125	—	—	1,125
Sub-standard grade	—	811	—	811
Unrated	11	177	—	188
Non-performing individually impaired	—	—	279	279
	11,576	988	279	12,843
Total receivables from customers				
High grade	333,712	13,536	—	347,248
Standard grade	1,088,194	1,932	—	1,090,126
Watchlist grade	16,325	17,624	—	33,949
Classified grade	—	28,999	—	28,999
Sub-standard grade	7,558	11,389	—	18,947
Unrated	11	4,965	—	4,976
Non-performing individually impaired	—	—	27,164	27,164
	₱1,445,800	₱78,445	₱27,164	₱1,551,409

	Parent Company				
	Stage 1	Stage 2	Stage 3	POCI	Total
2024					
Commercial loans					
High grade	₱195,767	₱—	₱—	₱—	₱195,767
Standard grade	1,000,855	3,339	—	—	1,004,194
Watchlist grade	461	49,873	—	—	50,334
Classified grade	—	6,310	—	—	6,310
Non-performing individually impaired	—	—	15,336	—	15,336
	1,197,083	59,522	15,336	—	1,271,941
Residential mortgage loans					
High grade	986	—	—	—	986
Standard grade	44,827	578	—	—	45,405
Sub-standard grade	6,000	883	—	—	6,883
Non-performing individually impaired	—	—	813	—	813
	51,813	1,461	813	—	54,087

(Forward)



	Parent Company				Total
	Stage 1	Stage 2	Stage 3	POCI	
Auto loans					
High grade	₱2,582	₱5	₱–	₱–	₱2,587
Standard grade	20,433	85	–	–	20,518
Sub-standard grade	20	16	–	–	36
Non-performing individually impaired	–	–	283	–	283
	23,035	106	283	–	23,424
Credit card					
Standard grade	150,087	–	–	–	150,087
Sub-standard grade	–	3,209	–	–	3,209
Non-performing individually impaired	–	–	4,649	–	4,649
	150,087	3,209	4,649	–	157,945
Trade loans					
High grade	10,175	–	–	–	10,175
Standard grade	51,596	174	–	–	51,770
Watchlist grade	–	151	–	–	151
Classified grade	–	198	–	–	198
Non-performing individually impaired	–	–	464	–	464
	61,771	523	464	–	62,758
Other loans					
High grade	13,935	–	–	–	13,935
Standard grade	1,180	–	–	–	1,180
Sub-standard grade	9	29	–	–	38
Non-performing individually impaired	–	–	80	–	80
	15,124	29	80	–	15,233
Total receivables from customers					
High grade	223,445	5	–	–	223,450
Standard grade	1,268,978	4,176	–	–	1,273,154
Watchlist grade	461	50,024	–	–	50,485
Classified grade	–	6,508	–	–	6,508
Sub-standard grade	6,029	4,137	–	–	10,166
Non-performing individually impaired	–	–	21,625	–	21,625
	₱1,498,913	₱64,850	₱21,625	₱–	₱1,585,388
2023					
Commercial loans					
High grade	₱162,693	₱–	₱–	₱–	₱162,693
Standard grade	844,407	802	–	–	845,209
Watchlist grade	16,325	17,369	–	–	33,694
Classified grade	–	28,726	–	–	28,726
Non-performing individually impaired	–	–	14,858	439	15,297
	1,023,425	46,897	14,858	439	1,085,619
Residential mortgage loans					
High grade	906	–	–	–	906
Standard grade	41,221	586	–	–	41,807
Sub-standard grade	7,414	1,245	–	–	8,659
Non-performing individually impaired	–	–	901	–	901
	49,541	1,831	901	–	52,273
Auto loans					
High grade	2,101	65	–	–	2,166
Standard grade	18,149	496	–	–	18,645
Sub-standard grade	144	31	–	–	175
Non-performing individually impaired	–	–	318	–	318
	20,394	592	318	–	21,304
Credit card					
Standard grade	126,916	–	–	–	126,916
Sub-standard grade	–	2,656	–	–	2,656
Non-performing individually impaired	–	–	3,562	–	3,562
	126,916	2,656	3,562	–	133,134
Trade loans					
High grade	2,847	–	–	–	2,847
Standard grade	44,087	48	–	–	44,135
Watchlist grade	–	255	–	–	255
Classified grade	–	273	–	–	273
Non-performing individually impaired	–	–	354	–	354
	46,934	576	354	–	47,864

(Forward)



	Parent Company				Total
	Stage 1	Stage 2	Stage 3	POCI	
Other loans					
High grade	₱9,511	₱—	₱—	₱—	₱9,511
Standard grade	933	—	—	—	933
Sub-standard grade	—	17	—	—	17
Non-performing individually impaired	—	—	74	—	74
	10,444	17	74	—	10,535
Total receivables from customers					
High grade	178,058	65	—	—	178,123
Standard grade	1,075,713	1,932	—	—	1,077,645
Watchlist grade	16,325	17,624	—	—	33,949
Classified grade	—	28,999	—	—	28,999
Sub-standard grade	7,558	3,949	—	—	11,507
Non-performing individually impaired	—	—	20,067	439	20,506
	₱1,277,654	₱52,569	₱20,067	₱439	₱1,350,729

Movements during 2024 and 2023 for receivables from customers follows:

	Consolidated			
	Receivables from Customers			
	Stage 1	Stage 2	Stage 3	Total
<b>2024</b>				
Commercial loans				
Balance at January 1, 2024	₱1,098,643	₱47,499	₱17,860	₱1,164,002
Newly originated assets that remained in Stage 1 as at year-end	682,301	—	—	682,301
Newly originated assets that moved to Stage 2 and Stage 3 as at year-end	—	35,085	6,387	41,472
Assets derecognized or repaid	(495,041)	(29,155)	(5,959)	(530,155)
Amounts written-off	—	—	(883)	(883)
Transfers to/(from) Stage 1	(6,622)	—	—	(6,622)
Transfers to/(from) Stage 2	—	6,542	—	6,542
Transfers to/(from) Stage 3	—	—	80	80
Others	3,291	115	30	3,436
Balance at December 31, 2024	1,282,572	60,086	17,515	1,360,173
Residential mortgage loans				
Balance at January 1, 2024	70,716	20,532	2,203	93,451
Newly originated assets that remained in Stage 1 as at year-end	22,560	—	—	22,560
Newly originated assets that moved to Stage 2 and Stage 3 as at year-end	—	92	72	164
Assets derecognized or repaid	(14,476)	(3,195)	(646)	(18,317)
Transfers to/(from) Stage 1	10,976	—	—	10,976
Transfers to/(from) Stage 2	—	(11,218)	—	(11,218)
Transfers to/(from) Stage 3	—	—	242	242
Balance at December 31, 2024	89,776	6,211	1,871	97,858
Auto loans				
Balance at January 1, 2024	87,261	6,194	2,906	96,361
Newly originated assets that remained in Stage 1 as at year-end	49,411	—	—	49,411
Newly originated assets that moved to Stage 2 and Stage 3 as at year-end	—	1,391	670	2,061
Assets derecognized or repaid	(27,062)	(4,167)	(1,619)	(32,848)
Amounts written-off	—	—	(1,102)	(1,102)
Transfers to/(from) Stage 1	(5,803)	—	—	(5,803)
Transfers to/(from) Stage 2	—	4,068	—	4,068
Transfers to/(from) Stage 3	—	—	1,735	1,735
Balance at December 31, 2024	103,807	7,486	2,590	113,883
Credit card				
Balance at January 1, 2024	126,916	2,656	3,562	133,134
Newly originated assets that remained in Stage 1 as at year-end	12,163	—	—	12,163
Assets derecognized or repaid	(637)	(274)	(296)	(1,207)
Amounts written-off	—	—	(10,237)	(10,237)
Transfers to/(from) Stage 1	(8,996)	—	—	(8,996)
Transfers to/(from) Stage 2	—	3,442	—	3,442
Transfers to/(from) Stage 3	—	—	5,554	5,554
Others	20,641	(2,615)	6,066	24,092
Balance at December 31, 2024	150,087	3,209	4,649	157,945

(Forward)



	Consolidated			
	Receivables from Customers			Total
	Stage 1	Stage 2	Stage 3	
<b>Trade loans</b>				
Balance at January 1, 2024	₱50,688	₱576	₱354	₱51,618
Newly originated assets that remained in Stage 1 as at year-end	63,493	—	—	63,493
Newly originated assets that moved to Stage 2 and Stage 3 as at year-end	—	358	122	480
Assets derecognized or repaid	(46,934)	(411)	(12)	(47,357)
Others	77	—	—	77
Balance at December 31, 2024	67,324	523	464	68,311
<b>Other loans</b>				
Balance at January 1, 2024	11,576	988	279	12,843
Newly originated assets that remained in Stage 1 as at year-end	10,840	—	—	10,840
Newly originated assets that moved to Stage 2 and Stage 3 as at year-end	—	362	14	376
Assets derecognized or repaid	(6,392)	(234)	(52)	(6,678)
Amounts written-off	—	—	(223)	(223)
Transfers to/(from) Stage 1	(291)	—	—	(291)
Transfers to/(from) Stage 2	—	167	—	167
Transfers to/(from) Stage 3	—	—	125	125
Others	(328)	2	100	(226)
Balance at December 31, 2024	15,405	1,285	243	16,933
<b>Total receivables from customers</b>				
Balance at January 1, 2024	1,445,800	78,445	27,164	1,551,409
Newly originated assets that remained in Stage 1 as at year-end	840,768	—	—	840,768
Newly originated assets that moved to Stage 2 and Stage 3 as at year-end	—	37,288	7,265	44,553
Assets derecognized or repaid	(590,542)	(37,436)	(8,584)	(636,562)
Amounts written-off	—	—	(12,445)	(12,445)
Transfers to/(from) Stage 1	(10,736)	—	—	(10,736)
Transfers to/(from) Stage 2	—	3,001	—	3,001
Transfers to/(from) Stage 3	—	—	7,736	7,736
Others	23,681	(2,498)	6,196	27,379
Balance at December 31, 2024	₱1,708,971	₱78,800	₱27,332	₱1,815,103
<b>2023</b>				
<b>Commercial loans</b>				
Balance at January 1, 2023	₱1,017,908	₱53,344	₱20,116	₱1,091,368
Newly originated assets that remained in Stage 1 as at year-end	544,741	—	—	544,741
Newly originated assets that moved to Stage 2 and Stage 3 as at year-end	—	17,758	1,450	19,208
Assets derecognized or repaid	(462,792)	(21,050)	(3,932)	(487,774)
Amounts written-off	—	—	(1,269)	(1,269)
Transfers to/(from) Stage 1	957	—	—	957
Transfers to/(from) Stage 2	—	(2,479)	—	(2,479)
Transfers to/(from) Stage 3	—	—	1,521	1,521
Others	(2,171)	(74)	(26)	(2,271)
Balance at December 31, 2023	1,098,643	47,499	17,860	1,164,002
<b>Residential mortgage loans</b>				
Balance at January 1, 2023	70,887	19,905	3,177	93,969
Newly originated assets that remained in Stage 1 as at year-end	18,305	—	—	18,305
Newly originated assets that moved to Stage 2 and Stage 3 as at year-end	—	21	10	31
Assets derecognized or repaid	(13,021)	(4,821)	(1,012)	(18,854)
Transfers to/(from) Stage 1	(5,455)	—	—	(5,455)
Transfers to/(from) Stage 2	—	5,427	—	5,427
Transfers to/(from) Stage 3	—	—	28	28
Balance at December 31, 2023	70,716	20,532	2,203	93,451

(Forward)



	Consolidated			
	Receivables from Customers			Total
	Stage 1	Stage 2	Stage 3	
<b>Auto loans</b>				
Balance at January 1, 2023	₱71,018	₱6,152	₱2,325	₱79,495
Newly originated assets that remained in Stage 1 as at year-end	45,429	—	—	45,429
Newly originated assets that moved to Stage 2 and Stage 3 as at year-end	—	1,213	589	1,802
Assets derecognized or repaid	(23,880)	(4,952)	(1,376)	(30,208)
Amounts written-off	—	—	(156)	(156)
Transfers to/(from) Stage 1	(5,306)	—	—	(5,306)
Transfers to/(from) Stage 2	—	3,781	—	3,781
Transfers to/(from) Stage 3	—	—	1,524	1,524
Balance at December 31, 2023	87,261	6,194	2,906	96,361
<b>Credit card</b>				
Balance at January 1, 2023	102,172	850	2,542	105,564
Newly originated assets that remained in Stage 1 as at year-end	10,539	—	—	10,539
Assets derecognized or repaid	(616)	(266)	(226)	(1,108)
Amounts written-off	—	—	(7,415)	(7,415)
Transfers to/(from) Stage 1	(6,664)	—	—	(6,664)
Transfers to/(from) Stage 2	—	2,028	—	2,028
Transfers to/(from) Stage 3	—	—	4,636	4,636
Others	21,485	44	4,025	25,554
Balance at December 31, 2023	126,916	2,656	3,562	133,134
<b>Trade loans</b>				
Balance at January 1, 2023	60,178	498	414	61,090
Newly originated assets that remained in Stage 1 as at year-end	49,192	—	—	49,192
Newly originated assets that moved to Stage 2 and Stage 3 as at year-end	—	567	2	569
Assets derecognized or repaid	(58,618)	(489)	(62)	(59,169)
Others	(64)	—	—	(64)
Balance at December 31, 2023	50,688	576	354	51,618
<b>Other loans</b>				
Balance at January 1, 2023	10,380	1,024	301	11,705
Newly originated assets that remained in Stage 1 as at year-end	10,803	—	—	10,803
Newly originated assets that moved to Stage 2 and Stage 3 as at year-end	—	220	4	224
Assets derecognized or repaid	(9,438)	(107)	(35)	(9,580)
Amounts written-off	—	—	(178)	(178)
Transfers to/(from) Stage 1	48	—	—	48
Transfers to/(from) Stage 2	—	(158)	—	(158)
Transfers to/(from) Stage 3	—	—	112	112
Others	(217)	9	75	(133)
Balance at December 31, 2023	11,576	988	279	12,843
<b>Total receivables from customers</b>				
Balance at January 1, 2023	1,332,543	81,773	28,875	1,443,191
Newly originated assets that remained in Stage 1 as at year-end	679,009	—	—	679,009
Newly originated assets that moved to Stage 2 and Stage 3 as at year-end	—	19,779	2,055	21,834
Assets derecognized or repaid	(568,365)	(31,685)	(6,643)	(606,693)
Amounts written-off	—	—	(9,018)	(9,018)
Transfers to/(from) Stage 1	(16,420)	—	—	(16,420)
Transfers to/(from) Stage 2	—	8,599	—	8,599
Transfers to/(from) Stage 3	—	—	7,821	7,821
Others	19,033	(21)	4,074	23,086
Balance at December 31, 2023	₱1,445,800	₱78,445	₱27,164	₱1,551,409





	Parent Company				
	Receivables from Customers				
	Stage 1	Stage 2	Stage 3	POCI	Total
<b>2024</b>					
Commercial loans					
Balance at January 1, 2024	₱1,023,425	₱46,897	₱14,858	₱439	₱1,085,619
Newly originated assets that remained in Stage 1 as at year-end	665,096	—	—	—	665,096
Newly originated assets that moved to Stage 2 and Stage 3 as at year-end	—	34,899	6,317	—	41,216
Assets derecognized or repaid	(487,518)	(28,704)	(5,357)	—	(521,579)
Amounts written off	—	—	(378)	(439)	(817)
Transfers to/(from) Stage 1	(6,179)	—	—	—	(6,179)
Transfers to/(from) Stage 2	—	6,315	—	—	6,315
Transfers to/(from) Stage 3	—	—	(136)	—	(136)
Others	2,259	115	32	—	2,406
Balance at December 31, 2024	1,197,083	59,522	15,336	—	1,271,941
Residential mortgage loans					
Balance at January 1, 2024	49,541	1,831	901	—	52,273
Newly originated assets that remained in Stage 1 as at year-end	13,617	—	—	—	13,617
Newly originated assets that moved to Stage 2 and Stage 3 as at year-end	—	17	25	—	42
Assets derecognized or repaid	(10,613)	(911)	(321)	—	(11,845)
Transfers to/(from) Stage 1	(732)	—	—	—	(732)
Transfers to/(from) Stage 2	—	524	—	—	524
Transfers to/(from) Stage 3	—	—	208	—	208
Balance at December 31, 2024	51,813	1,461	813	—	54,087
Auto loans					
Balance at January 1, 2024	20,394	592	318	—	21,304
Newly originated assets that remained in Stage 1 as at year-end	11,202	—	—	—	11,202
Newly originated assets that moved to Stage 2 and Stage 3 as at year-end	—	19	8	—	27
Assets derecognized or repaid	(8,845)	(155)	(94)	—	(9,094)
Amounts written off	—	—	(15)	—	(15)
Transfers to/(from) Stage 1	284	—	—	—	284
Transfers to/(from) Stage 2	—	(350)	—	—	(350)
Transfers to/(from) Stage 3	—	—	66	—	66
Balance at December 31, 2024	23,035	106	283	—	23,424
Credit card					
Balance at January 1, 2024	126,916	2,656	3,562	—	133,134
Newly originated assets that remained in Stage 1 as at year-end	12,163	—	—	—	12,163
Assets derecognized or repaid	(637)	(274)	(296)	—	(1,207)
Amounts written-off	—	—	(10,237)	—	(10,237)
Transfers to/(from) Stage 1	(8,996)	—	—	—	(8,996)
Transfers to/(from) Stage 2	—	3,442	—	—	3,442
Transfers to/(from) Stage 3	—	—	5,554	—	5,554
Others	20,641	(2,615)	6,066	—	24,092
Balance at December 31, 2024	150,087	3,209	4,649	—	157,945
Trade loans					
Balance at January 1, 2024	46,934	576	354	—	47,864
Newly originated assets that remained in Stage 1 as at year-end	61,771	—	—	—	61,771
Newly originated assets that moved to Stage 2 and Stage 3 as at year-end	—	358	122	—	480
Assets derecognized or repaid	(46,934)	(411)	(12)	—	(47,357)
Balance at December 31, 2024	61,771	523	464	—	62,758
Other loans					
Balance at January 1, 2024	10,444	17	74	—	10,535
Newly originated assets that remained in Stage 1 as at year-end	10,768	—	—	—	10,768
Assets derecognized or repaid	(5,731)	—	(1)	—	(5,732)
Amounts written off	—	—	(108)	—	(108)
Transfers to/(from) Stage 1	(28)	—	—	—	(28)
Transfers to/(from) Stage 2	—	10	—	—	10
Transfers to/(from) Stage 3	—	—	18	—	18
Others	(329)	2	97	—	(230)
Balance at December 31, 2024	15,124	29	80	—	15,233

(Forward)



	Parent Company				
	Receivables from Customers				
	Stage 1	Stage 2	Stage 3	POCI	Total
Total receivables from customers					
Balance at January 1, 2024	₱1,277,654	₱52,569	₱20,067	₱439	₱1,350,729
Newly originated assets that remained in Stage 1 as at year-end	774,617	—	—	—	774,617
Newly originated assets that moved to Stage 2 and Stage 3 as at year-end	—	35,293	6,472	—	41,765
Assets derecognized or repaid	(560,278)	(30,455)	(6,081)	—	(596,814)
Amounts written-off	—	—	(10,738)	(439)	(11,177)
Transfers to/(from) Stage 1	(15,651)	—	—	—	(15,651)
Transfers to/(from) Stage 2	—	9,941	—	—	9,941
Transfers to/(from) Stage 3	—	—	5,710	—	5,710
Others	22,571	(2,498)	6,195	—	26,268
Balance at December 31, 2024	₱1,498,913	₱64,850	₱21,625	₱—	₱1,585,388

	Parent Company				
	Receivables from Customers				
	Stage 1	Stage 2	Stage 3	POCI	Total
2023					
Commercial loans					
Balance at January 1, 2023	₱947,174	₱52,320	₱14,993	₱1,633	₱1,016,120
Newly originated assets that remained in Stage 1 as at year-end	530,851	—	—	—	530,851
Newly originated assets that moved to Stage 2 and Stage 3 as at year-end	—	17,632	1,045	—	18,677
Assets derecognized or repaid	(455,343)	(20,469)	(2,769)	—	(478,581)
Amounts written off	—	—	(145)	(927)	(1,072)
Transfers to/(from) Stage 1	1,022	—	—	—	1,022
Transfers to/(from) Stage 2	—	(2,512)	—	—	(2,512)
Transfers to/(from) Stage 3	—	—	1,490	—	1,490
Others	(279)	(74)	244	(267)	(376)
Balance at December 31, 2023	1,023,425	46,897	14,858	439	1,085,619
Residential mortgage loans					
Balance at January 1, 2023	48,375	1,864	1,649	—	51,888
Newly originated assets that remained in Stage 1 as at year-end	12,637	—	—	—	12,637
Newly originated assets that moved to Stage 2 and Stage 3 as at year-end	—	14	2	—	16
Assets derecognized or repaid	(10,873)	(734)	(661)	—	(12,268)
Transfers to/(from) Stage 1	(598)	—	—	—	(598)
Transfers to/(from) Stage 2	—	687	—	—	687
Transfers to/(from) Stage 3	—	—	(89)	—	(89)
Balance at December 31, 2023	49,541	1,831	901	—	52,273
Auto loans					
Balance at January 1, 2023	17,901	560	413	—	18,874
Newly originated assets that remained in Stage 1 as at year-end	10,473	—	—	—	10,473
Newly originated assets that moved to Stage 2 and Stage 3 as at year-end	—	260	6	—	266
Assets derecognized or repaid	(7,817)	(317)	(165)	—	(8,299)
Amounts written off	—	—	(10)	—	(10)
Transfers to/(from) Stage 1	(163)	—	—	—	(163)
Transfers to/(from) Stage 2	—	89	—	—	89
Transfers to/(from) Stage 3	—	—	74	—	74
Balance at December 31, 2023	20,394	592	318	—	21,304
Credit card					
Balance at January 1, 2023	102,172	850	2,542	—	105,564
Newly originated assets that remained in Stage 1 as at year-end	10,539	—	—	—	10,539
Assets derecognized or repaid	(616)	(266)	(226)	—	(1,108)
Amounts written-off	—	—	(7,415)	—	(7,415)
Transfers to/(from) Stage 1	(6,664)	—	—	—	(6,664)
Transfers to/(from) Stage 2	—	2,028	—	—	2,028
Transfers to/(from) Stage 3	—	—	4,636	—	4,636
Others	21,485	44	4,025	—	25,554
Balance at December 31, 2023	126,916	2,656	3,562	—	133,134

(Forward)



	Parent Company				
	Receivables from Customers				Total
	Stage 1	Stage 2	Stage 3	POCI	
<b>Trade loans</b>					
Balance at January 1, 2023	₱58,618	₱498	₱414	₱—	₱59,530
Newly originated assets that remained in Stage 1 as at year-end	46,934	—	—	—	46,934
Newly originated assets that moved to Stage 2 and Stage 3 as at year-end	—	567	2	—	569
Assets derecognized or repaid	(58,618)	(489)	(62)	—	(59,169)
Balance at December 31, 2023	46,934	576	354	—	47,864
<b>Other loans</b>					
Balance at January 1, 2023	9,430	—	44	—	9,474
Newly originated assets that remained in Stage 1 as at year-end	10,013	—	—	—	10,013
Assets derecognized or repaid	(8,754)	—	(2)	—	(8,756)
Amounts written off	—	—	(64)	—	(64)
Transfers to/(from) Stage 1	(28)	—	—	—	(28)
Transfers to/(from) Stage 2	—	8	—	—	8
Transfers to/(from) Stage 3	—	—	20	—	20
Others	(217)	9	76	—	(132)
Balance at December 31, 2023	10,444	17	74	—	10,535
<b>Total receivables from customers</b>					
Balance at January 1, 2023	1,183,670	56,092	20,055	1,633	1,261,450
Newly originated assets that remained in Stage 1 as at year-end	621,447	—	—	—	621,447
Newly originated assets that moved to Stage 2 and Stage 3 as at year-end	—	18,473	1,055	—	19,528
Assets derecognized or repaid	(542,021)	(22,275)	(3,885)	—	(568,181)
Amounts written-off	—	—	(7,634)	(927)	(8,561)
Transfers to/(from) Stage 1	(6,431)	—	—	—	(6,431)
Transfers to/(from) Stage 2	—	300	—	—	300
Transfers to/(from) Stage 3	—	—	6,131	—	6,131
Others	20,989	(21)	4,345	(267)	25,046
Balance at December 31, 2023	₱1,277,654	₱52,569	₱20,067	₱439	₱1,350,729

The credit quality of other receivables, gross of allowance for credit losses, as of December 31, 2024 and 2023 follows:

	Consolidated			
	Stage 1	Stage 2	Stage 3	Total
<b>2024</b>				
<b>Unquoted debt securities</b>				
High grade	₱18	₱—	₱—	₱18
Non-performing individually impaired	—	—	385	385
	18	—	385	403
<b>Accrued interest receivable</b>				
High grade	17,159	—	—	17,159
Standard grade	6,798	26	—	6,824
Watchlist grade	1	165	—	166
Classified grade	—	23	—	23
Sub-standard grade	32	155	—	187
Unrated	23	124	—	147
Non-performing individually impaired	—	—	299	299
	24,013	493	299	24,805
<b>Sales contract receivable</b>				
Unrated	16	—	—	16
Non-performing individually impaired	—	—	7	7
	16	—	7	23
<b>Other receivables</b>				
Standard grade	8	—	—	8
Unrated	2	—	—	2
Non-performing individually impaired	—	—	2	2
	10	—	2	12

(Forward)



	Consolidated			Total
	Stage 1	Stage 2	Stage 3	
Total other receivables				
High grade	₱17,177	₱–	₱–	₱17,177
Standard grade	6,806	26	–	6,832
Watchlist grade	1	165	–	166
Classified grade	–	23	–	23
Sub-standard grade	32	155	–	187
Unrated	41	124	–	165
Non-performing individually impaired	–	–	693	693
	₱24,057	₱493	₱693	₱25,243
2023				
Unquoted debt securities				
High grade	₱518	₱–	₱–	₱518
Standard grade	30	–	–	30
Non-performing individually impaired	–	–	386	386
	548	–	386	934
Accrued interest receivable				
High grade	13,868	180	–	14,048
Standard grade	5,494	5	–	5,499
Watchlist grade	66	55	–	121
Classified grade	–	217	–	217
Sub-standard grade	36	232	–	268
Unrated	16	107	–	123
Non-performing individually impaired	–	–	619	619
	19,480	796	619	20,895
Sales contract receivable				
High grade	1	–	–	1
Unrated	23	–	–	23
Non-performing individually impaired	–	–	8	8
	24	–	8	32
Other receivables				
High grade	3	–	–	3
Standard grade	389	–	–	389
Unrated	3	–	–	3
Non-performing individually impaired	–	–	1	1
	395	–	1	396
Total other receivables				
High grade	14,390	180	–	14,570
Standard grade	5,913	5	–	5,918
Watchlist grade	66	55	–	121
Classified grade	–	217	–	217
Sub-standard grade	36	232	–	268
Unrated	42	107	–	149
Non-performing individually impaired	–	–	1,014	1,014
	₱20,447	₱796	₱1,014	₱22,257

	Parent Company			Total
	Stage 1	Stage 2	Stage 3	
2024				
Unquoted debt securities				
High grade	₱18	₱–	₱–	₱18
Non-performing individually impaired	–	–	385	385
	18	–	385	403
Accrued interest receivable				
High grade	14,507	–	–	14,507
Standard grade	6,713	26	–	6,739
Watchlist grade	1	165	–	166
Classified grade	–	23	–	23
Sub-standard grade	32	6	–	38
Unrated	21	–	–	21
Non-performing individually impaired	–	–	209	209
	21,274	220	209	21,703
Sales contract receivable				
Unrated	16	–	–	16
Non-performing individually impaired	–	–	2	2
	16	–	2	18
Other receivables				
Non-performing individually impaired	–	–	2	2
	–	–	2	2

(Forward)



	Parent Company			
	Stage 1	Stage 2	Stage 3	Total
Total other receivables				
High grade	₱14,525	₱–	₱–	14,525
Standard grade	6,713	26	–	6,739
Watchlist grade	1	165	–	166
Classified grade	–	23	–	23
Sub-standard grade	32	6	–	38
Unrated	37	–	–	37
Non-performing individually impaired	–	–	598	598
	₱21,308	₱220	₱598	₱22,126

	Parent Company			
	Stage 1	Stage 2	Stage 3	Total
2023				
Unquoted debt securities				
High grade	₱105	₱–	₱–	₱105
Non-performing individually impaired	–	–	386	386
	105	–	386	491
Accrued interest receivable				
High grade	11,076	–	–	11,076
Standard grade	5,449	5	–	5,454
Watchlist grade	66	55	–	121
Classified grade	–	217	–	217
Sub-standard grade	35	7	–	42
Unrated	5	–	–	5
Non-performing individually impaired	–	–	481	481
	16,631	284	481	17,396
Sales contract receivable				
Unrated	23	–	–	23
Non-performing individually impaired	–	–	2	2
	23	–	2	25
Other receivables				
Unrated	1	–	–	1
Non-performing individually impaired	–	–	1	1
	1	–	1	2
Total other receivables				
High grade	11,181	–	–	11,181
Standard grade	5,449	5	–	5,454
Watchlist grade	66	55	–	121
Classified grade	–	217	–	217
Sub-standard grade	35	7	–	42
Unrated	29	–	–	29
Non-performing individually impaired	–	–	870	870
	₱16,760	₱284	₱870	₱17,914

Movements during 2024 and 2023 for other receivables follow:

	Consolidated			
	Stage 1	Stage 2	Stage 3	Total
2024				
Balance at January 1, 2024	₱20,447	₱796	₱1,014	₱22,257
Newly originated assets that remained in Stage 1 as at year-end	18,306	–	–	18,306
Newly originated assets that moved to Stage 2 and Stage 3 as at year-end	–	184	73	257
Assets derecognized or repaid	(14,695)	(385)	(436)	(15,516)
Amounts written off	–	–	(1)	(1)
Transfers to/(from) Stage 1	59	–	–	59
Transfers to/(from) Stage 2	–	(102)	–	(102)
Transfers to/(from) Stage 3	–	–	43	43
Others	(60)	–	–	(60)
Balance at December 31, 2024	₱24,057	₱493	₱693	₱25,243



	Consolidated			Total
	Stage 1	Stage 2	Stage 3	
<b>2023</b>				
Balance at January 1, 2023	₱15,071	₱1,214	₱1,018	₱17,303
Newly originated assets that remained in Stage 1 as at year-end	15,329	—	—	15,329
Newly originated assets that moved to Stage 2 and Stage 3 as at year-end	—	108	64	172
Assets derecognized or repaid	(9,551)	(599)	(123)	(10,273)
Amounts written off	—	—	(1)	(1)
Transfers to/(from) Stage 1	(129)	—	—	(129)
Transfers to/(from) Stage 2	—	73	—	73
Transfers to/(from) Stage 3	—	—	56	56
Others	(273)	—	—	(273)
<b>Balance at December 31, 2023</b>	<b>₱20,447</b>	<b>₱796</b>	<b>₱1,014</b>	<b>₱22,257</b>

	Parent Company			Total
	Stage 1	Stage 2	Stage 3	
<b>2024</b>				
Balance at January 1, 2024	₱16,760	₱284	₱870	₱17,914
Newly originated assets that remained in Stage 1 as at year-end	17,044	—	—	17,044
Newly originated assets that moved to Stage 2 and Stage 3 as at year-end	—	140	47	187
Assets derecognized or repaid	(12,478)	(220)	(320)	(13,018)
Amounts written off	—	—	(1)	(1)
Transfers to/(from) Stage 1	(18)	—	—	(18)
Transfers to/(from) Stage 2	—	16	—	16
Transfers to/(from) Stage 3	—	—	2	2
<b>Balance at December 31, 2024</b>	<b>₱21,308</b>	<b>₱220</b>	<b>₱598</b>	<b>₱22,126</b>

<b>2023</b>				
Balance at January 1, 2023	₱11,290	₱634	₱896	₱12,820
Newly originated assets that remained in Stage 1 as at year-end	13,821	—	—	13,821
Newly originated assets that moved to Stage 2 and Stage 3 as at year-end	—	78	24	102
Assets derecognized or repaid	(8,304)	(406)	(53)	(8,763)
Amounts written off	—	—	(1)	(1)
Transfers to/(from) Stage 1	18	—	—	18
Transfers to/(from) Stage 2	—	(22)	—	(22)
Transfers to/(from) Stage 3	—	—	4	4
Others	(65)	—	—	(65)
<b>Balance at December 31, 2023</b>	<b>₱16,760</b>	<b>₱284</b>	<b>₱870</b>	<b>₱17,914</b>

The credit risk exposure on the accounts receivable of the Group and the Parent Company based on their aging as of December 31, 2024 and 2023 follows:

Age of accounts receivables	Consolidated		Parent Company	
	2024	2023	2024	2023
Up to 1 month	₱17,494	₱5,474	₱4,809	₱4,175
> 1 to 2 months	312	37	277	12
> 2 to 3 months	94	25	75	8
More than 3 months	4,218	9,558	3,574	3,460
<b>Total gross carrying amount</b>	<b>₱22,118</b>	<b>₱15,094</b>	<b>₱8,735</b>	<b>₱7,655</b>

The maximum exposure and credit quality of loan commitments and financial guarantees as of December 31, 2024 and 2023 follows:

	Consolidated			Total
	Stage 1	Stage 2	Stage 3	
<b>2024</b>				
High grade	₱15,501	₱—	₱—	₱15,501
Standard grade	331,070	568	—	331,638
Substandard grade	—	—	806	806
Unrated	86,416	10,917	8	97,341
	<b>₱432,987</b>	<b>₱11,485</b>	<b>₱814</b>	<b>₱445,286</b>
<b>2023</b>				
High grade	₱16,637	₱—	₱—	₱16,637
Standard grade	273,260	2,761	—	276,021
Substandard grade	—	—	859	859
Unrated	75,710	378	—	76,088
	<b>₱365,607</b>	<b>₱3,139</b>	<b>₱859</b>	<b>₱369,605</b>



	Parent Company			
	Stage 1	Stage 2	Stage 3	Total
<b>2024</b>				
Standard grade	₱330,990	₱568	₱—	₱331,558
Substandard grade	—	—	806	806
Unrated	86,416	10,917	8	97,341
	<b>₱417,406</b>	<b>₱11,485</b>	<b>₱814</b>	<b>₱429,705</b>
<b>2023</b>				
Standard grade	₱273,219	₱2,761	₱—	₱275,980
Substandard grade	—	—	859	859
Unrated	75,710	378	—	76,088
	<b>₱348,929</b>	<b>₱3,139</b>	<b>₱859</b>	<b>₱352,927</b>

Movements during 2024 and 2023 for loan commitments and financial guarantees follow:

	Consolidated			
	Stage 1	Stage 2	Stage 3	Total
<b>2024</b>				
Balance at January 1, 2024	₱365,607	₱3,139	₱859	₱369,605
New assets originated or purchased	74,899	—	—	74,899
Newly originated assets that moved to Stage 2 and Stage 3 as at year-end	—	14	(8)	6
Assets derecognized or repaid	(19,700)	(75)	(126)	(19,901)
Amounts written off	(19,498)	(636)	(956)	(21,090)
Transfers to/(from) Stage 1	(3,886)	—	—	(3,886)
Transfers to/(from) Stage 2	—	3,815	—	3,815
Transfers to/(from) Stage 3	—	—	72	72
Others	35,565	5,228	973	41,766
Balance at December 31, 2024	<b>₱432,987</b>	<b>₱11,485</b>	<b>₱814</b>	<b>₱445,286</b>
<b>2023</b>				
Balance at January 1, 2023	₱341,427	₱4,137	₱1,424	₱346,988
New assets originated or purchased	53,661	—	—	53,661
Newly originated assets that moved to Stage 2 and Stage 3 as at year-end	—	26	—	26
Assets derecognized or repaid	(49,318)	(551)	(965)	(50,834)
Transfers to/(from) Stage 1	(1,499)	—	—	(1,499)
Transfers to/(from) Stage 2	—	567	—	567
Transfers to/(from) Stage 3	—	—	932	932
Others	21,336	(1,040)	(532)	19,764
Balance at December 31, 2023	<b>₱365,607</b>	<b>₱3,139</b>	<b>₱859</b>	<b>₱369,605</b>

	Parent Company			
	Stage 1	Stage 2	Stage 3	Total
<b>2024</b>				
Balance at January 1, 2024	₱348,929	₱3,139	₱859	₱352,927
New assets originated or purchased	74,899	—	—	74,899
Newly originated assets that moved to Stage 2 and Stage 3 as at year-end	—	14	(8)	6
Assets derecognized or repaid	(18,300)	(75)	(126)	(18,501)
Amounts written off	(19,498)	(636)	(956)	(21,090)
Transfers to/(from) Stage 1	(3,886)	—	—	(3,886)
Transfers to/(from) Stage 2	—	3,815	—	3,815
Transfers to/(from) Stage 3	—	—	71	71
Others	35,262	5,228	974	41,464
Balance at December 31, 2024	<b>₱417,406</b>	<b>₱11,485</b>	<b>₱814</b>	<b>₱429,705</b>
<b>2023</b>				
Balance at January 1, 2023	₱308,532	₱4,137	₱1,424	₱314,093
New assets originated or purchased	53,661	—	—	53,661
Newly originated assets that moved to Stage 2 and Stage 3 as at year-end	—	26	—	26
Assets derecognized or repaid	(34,244)	(551)	(965)	(35,760)
Transfers to/(from) Stage 1	(1,499)	—	—	(1,499)
Transfers to/(from) Stage 2	—	567	—	567
Transfers to/(from) Stage 3	—	—	932	932
Others	22,479	(1,040)	(532)	20,907
Balance at December 31, 2023	<b>₱348,929</b>	<b>₱3,139</b>	<b>₱859</b>	<b>₱352,927</b>



Breakdown of restructured receivables from customers by class are shown below:

	Consolidated		Parent Company	
	2024	2023	2024	2023
Commercial loans	₱3,827	₱5,053	₱3,453	₱4,452
Residential mortgage loans	86	96	43	37
Auto loans	—	1	—	—
Others	1	—	—	—
	<b>₱3,914</b>	<b>₱5,150</b>	<b>₱3,496</b>	<b>₱4,489</b>

As of December 31, 2024 and 2023, an analysis by past due status of receivables from customers wherein the SICR is based only on the past due information is as follows:

	Consolidated					
	Number of Days Past Due					
	Within 30 Days	31-60 Days	61-90 Days	91-180 Days	Over 180 Days	Total
<b>2024</b>						
Auto loans	₱135	₱2,653	₱1,067	₱1,145	₱1,239	₱6,239
Residential mortgage loans	794	1,175	278	231	961	3,439
Credit card	—	1,728	1,481	2,769	1,880	7,858
	<b>₱929</b>	<b>₱5,556</b>	<b>₱2,826</b>	<b>₱4,145</b>	<b>₱4,080</b>	<b>₱17,536</b>
<b>2023</b>						
Auto loans	₱134	₱1,876	₱851	₱1,003	₱1,675	₱5,539
Residential mortgage loans	898	1,029	368	307	1,093	3,695
Credit card	—	1,470	1,187	2,178	1,383	6,218
	<b>₱1,032</b>	<b>₱4,375</b>	<b>₱2,406</b>	<b>₱3,488</b>	<b>₱4,151</b>	<b>₱15,452</b>

	Parent Company					
	Number of Days Past Due					
	Within 30 Days	31-60 Days	61-90 Days	91-180 Days	Over 180 Days	Total
<b>2024</b>						
Auto loans	₱29	₱11	₱5	₱7	₱237	₱289
Residential mortgage loans	221	135	14	54	422	846
Credit card	—	1,728	1,481	2,769	1,880	7,858
	<b>₱250</b>	<b>₱1,874</b>	<b>₱1,500</b>	<b>₱2,830</b>	<b>₱2,539</b>	<b>₱8,993</b>
<b>2023</b>						
Auto loans	₱35	₱15	₱12	₱8	₱256	₱326
Residential mortgage loans	229	139	46	69	520	1,003
Credit card	—	1,470	1,187	2,178	1,383	6,218
	<b>₱264</b>	<b>₱1,624</b>	<b>₱1,245</b>	<b>₱2,255</b>	<b>₱2,159</b>	<b>₱7,547</b>

### Liquidity Risk

Liquidity risk is the current and prospective risk to earnings or capital arising from the inability to meet its obligations when they become due. This may be caused by the inability to liquidate assets or to obtain funding to meet the liquidity needs. The Group manages its liquidity risk by holding adequate stock of high-quality liquid assets, analyzing net funding requirements over time, diversifying funding sources and contingency planning.

To measure the prospective liquidity needs, the Group uses Maximum Cumulative Outflow (MCO), a liquidity gap tool to project short-term and long-term cash flow expectations on a business-as-usual condition.

The MCO is generated by distributing the cash flows of the Group's assets, liabilities and off-balance sheet items to time bands based on cash flow expectations such as contractual maturity, nature of the account, behavioral patterns, projections on business strategies, and/or optionality of certain products. The incorporation of behavioral cash flow assumptions and business projections or targets results in a dynamic gap report that realistically captures the behavior of the products and creates a forward-looking cash flow projection.





Cash flows from assets are considered as cash inflows, while cash flows from liabilities are considered cash outflows. The net cash flows are determined for each given time period. If the inflows exceed the outflows, the Group is said to have a positive liquidity gap or has excess funds for the given time bucket. Conversely, if the outflows exceed the inflows, the Group is said to have a negative liquidity gap or has funding needs for the given time bucket.

The MCO is monitored regularly to ensure that it remains within the set limits. The Parent Company generates and monitors daily its MCO, while the subsidiaries generate the report at least monthly. The liquidity profile of the Group is reported monthly to the Parent Company's ALCO and ROC.

To supplement the business-as-usual scenario parameters reflected in the MCO report, the Group also conducts liquidity stress testing to determine the impact of extreme factors, scenarios and/or events to the Group's liquidity profile. Liquidity stress testing exercise is performed quarterly on a per firm basis, and at least annually on the Group-wide level.

#### *Financial assets*

Analysis of debt securities into maturity groupings is based on the expected date on which these assets will be realized. For other financial assets, the analysis into maturity groupings is based on the remaining period from the end of the reporting period to the contractual maturity date or, if earlier, the expected date the assets will be realized.

#### *Financial liabilities*

The maturity groupings are based on the remaining period from the end of the reporting period to the contractual maturity date. When a counterparty has a choice of when the amount is paid, the liability is allocated to the earliest period in which the Group can be required to pay.

The tables below summarize the maturity profile of financial instruments and gross-settled derivatives based on contractual undiscounted cash flows:

	Consolidated						Total
	On Demand	Up to 1 Month	1 to 3 Months	3 to 6 Months	6 to 12 Months	Beyond 1 Year	
<b>2024</b>							
<b>Financial Assets</b>							
Cash and other cash items	₱33,726	₱–	₱–	₱–	₱–	₱–	₱33,726
Due from BSP	150,128	–	–	–	–	–	150,128
Due from other banks	73,488	4,639	3,896	130	27	–	82,180
Interbank loans receivable and SPURA	400	65,931	8,637	2,819	3,596	–	81,383
Investment securities at FVTPL							
FVTPL investments	300	78	208,390	–	–	77	208,845
Derivative assets							
Trading:							
Receive	–	159,815	101,325	48,844	48,644	160,018	518,646
Pay	–	(156,199)	(98,617)	(47,550)	(45,501)	(153,279)	(501,146)
	–	3,616	2,708	1,294	3,143	6,739	17,500
Investment securities at FVOCI	–	77,327	12,750	10,081	55,857	570,221	726,236
Investment securities at amortized cost	–	716	5,664	488	3,387	610,332	620,587
Loans and receivables							
Receivables from customers	102,348	274,872	240,357	120,022	124,666	1,314,491	2,176,756
Unquoted debt securities	–	–	18	–	–	–	18
Accrued interest receivable	499	22,813	230	1	509	753	24,805
Accounts receivable	9,931	11,550	46	38	65	488	22,118
Sales contract receivable	11	1	1	2	3	5	23
Other receivables	2	1	2	1	2	4	12
Other assets							
Returned checks and other cash items	232	–	–	–	–	–	232
Residual values of leased assets	54	29	10	18	57	223	391
Miscellaneous	180	1	1,170	2	15	190	1,558
	₱371,299	₱461,574	₱483,879	₱134,896	₱191,327	₱2,503,523	₱4,146,498



	Consolidated						
	On Demand	Up to 1 Month	1 to 3 Months	3 to 6 Months	6 to 12 Months	Beyond 1 Year	Total
<b>Financial Liabilities</b>							
Non-derivative liabilities							
Deposit liabilities							
Demand	₱608,370	₱—	₱—	₱—	₱—	₱—	₱608,370
Savings	879,568	—	—	—	—	—	879,568
Time	10,655	831,391	144,379	46,214	24,045	35,533	1,092,217
	1,498,593	831,391	144,379	46,214	24,045	35,533	2,580,155
Bills payable and SSURA	—	188,692	28,398	57,434	28,293	—	302,817
Manager's checks and demand drafts outstanding	6,901	—	—	—	—	—	6,901
Accrued interest payable	376	6,607	1,926	1,180	415	17	10,521
Accrued other expenses	7,945	493	1,822	1	—	—	10,261
Bonds payable	—	9	112	775	2,271	126,852	130,019
Other liabilities							
Lease liability	29	197	534	404	728	5,275	7,167
Bills purchased – contra	13,889	—	—	—	—	—	13,889
Accounts payable	15,203	24,267	243	87	232	2	40,034
Marginal deposits	2,054	2,613	4,256	5,484	4,394	—	18,801
Outstanding acceptances	—	702	369	48	59	—	1,178
Deposits on lease contracts	86	55	14	21	125	364	665
Dividends payable	88	—	—	—	—	—	88
Miscellaneous	6	—	—	—	—	—	6
	1,545,170	1,055,026	182,053	111,648	60,562	168,043	3,122,502
Derivative liabilities*							
Trading:							
Pay	—	132,347	92,617	33,500	53,231	92,943	404,638
Receive	—	(128,958)	(90,132)	(32,371)	(49,704)	(89,121)	(390,286)
	—	3,389	2,485	1,129	3,527	3,822	14,352
Loan commitments and financial guarantees	337,105	7,486	25,739	14,677	38,530	21,749	445,286
	₱1,882,275	₱1,065,901	₱210,277	₱127,454	₱102,619	₱193,614	₱3,582,140
<b>2023</b>							
Financial Assets							
Cash and other cash items	₱39,431	₱—	₱—	₱—	₱—	₱—	₱39,431
Due from BSP	201,660	6,150	—	—	—	—	207,810
Due from other banks	79,544	5,233	5,561	287	9	—	90,634
Interbank loans receivable and SPURA	—	66,126	4,063	2,184	674	—	73,047
Investment securities at FVTPL							
FVTPL investments	—	6,805	45,671	—	12	1,185	53,673
Derivative assets							
Trading:							
Receive	—	154,359	135,842	61,854	57,983	143,990	554,028
Pay	—	(150,759)	(130,163)	(59,920)	(56,113)	(135,189)	(532,144)
	—	3,600	5,679	1,934	1,870	8,801	21,884
Investment securities at FVOCI	—	64,404	121,979	14,792	6,055	411,911	619,141
Investment securities at amortized cost	16,524	2,484	2,310	619	1,186	614,287	637,410
Loans and receivables							
Receivables from customers	86,308	216,152	207,074	122,397	122,327	1,102,101	1,856,359
Unquoted debt securities	—	—	15	15	417	120	567
Accrued interest receivable	2,285	17,586	188	2	834	—	20,895
Accounts receivable	8,612	6,424	10	8	10	30	15,094
Sales contract receivable	11	1	2	4	5	11	34
Other receivables	71	292	17	2	9	5	396
Other assets							
Returned checks and other cash items	448	—	—	—	—	—	448
Residual values of leased assets	56	14	22	38	103	237	470
Miscellaneous	195	1	3	5	16	173	393
	₱435,145	₱395,272	₱392,594	₱142,287	₱133,527	₱2,138,861	₱3,637,686



	Consolidated						Total
	On Demand	Up to 1 Month	1 to 3 Months	3 to 6 Months	6 to 12 Months	Beyond 1 Year	
<b>Financial Liabilities</b>							
<b>Non-derivative liabilities</b>							
Deposit liabilities							
Demand	P586,345	P—	P—	P—	P—	P—	P586,345
Savings	853,028	—	—	—	—	—	853,028
Time	268	476,737	247,138	104,079	78,409	32,639	939,270
LTNCD	—	13	5,112	8,833	3,787	—	17,745
	1,439,641	476,750	252,250	112,912	82,196	32,639	2,396,388
Bills payable and SSURA	—	70,323	83,393	1,345	2,254	5	157,320
Manager's checks and demand drafts outstanding	7,048	—	—	—	—	—	7,048
Accrued interest payable	488	1,800	2,560	1,562	843	49	7,302
Accrued other expenses	7,815	437	2,272	2	—	—	10,526
Bonds payable	—	9	246	24,009	650	48,469	73,383
Non-equity non-controlling interest	10,260	—	—	—	—	—	10,260
<b>Other liabilities</b>							
Lease liability	47	197	206	366	638	5,269	6,723
Bills purchased – contra	9,486	—	—	—	—	—	9,486
Accounts payable	9,503	17,335	142	160	347	3	27,490
Marginal deposits	451	106	1,361	4,220	4,618	—	10,756
Outstanding acceptances	—	329	821	235	113	—	1,498
Deposits on lease contracts	90	56	44	59	156	378	783
Dividends payable	89	—	—	—	—	—	89
Miscellaneous	175	—	—	—	—	—	175
	1,485,093	567,342	343,295	144,870	91,815	86,812	2,719,227
<b>Derivative liabilities*</b>							
Trading:							
Pay	—	165,078	191,729	84,444	105,457	100,357	647,065
Receive	—	(161,856)	(188,514)	(82,719)	(102,044)	(96,256)	(631,389)
	—	3,222	3,215	1,725	3,413	4,101	15,676
<b>Loan commitments and financial guarantees</b>							
	280,191	7,519	17,876	12,988	30,860	20,171	369,605
	<b>P1,765,284</b>	<b>P578,083</b>	<b>P364,386</b>	<b>P159,583</b>	<b>P126,088</b>	<b>P111,084</b>	<b>P3,104,508</b>

\*Does not include derivatives embedded in financial and non-financial contracts.

	Parent Company						Total
	On Demand	Up to 1 Month	1 to 3 Months	3 to 6 Months	6 to 12 Months	Beyond 1 Year	
<b>2024</b>							
<b>Financial Assets</b>							
Cash and other cash items	P31,929	P—	P—	P—	P—	P—	P31,929
Due from BSP	148,945	—	—	—	—	—	148,945
Due from other banks	58,916	220	3,304	—	—	—	62,440
Interbank loans receivable and SPURA	—	52,539	1,455	—	—	—	53,994
Investment securities at FVTPL							
FVTPL investments	—	—	208,387	—	—	77	208,464
<b>Derivative assets</b>							
Trading:							
Receive	—	159,814	101,325	48,843	48,644	160,018	518,644
Pay	—	(156,199)	(98,617)	(47,550)	(45,501)	(153,279)	(501,146)
	—	3,615	2,708	1,293	3,143	6,739	17,498
Investment securities at FVOCI	—	62,076	7,125	4,623	50,589	536,658	661,071
Investment securities at amortized cost	—	—	5,163	—	—	578,520	583,683
<b>Loans and receivables</b>							
Receivables from customers	98,788	264,787	220,216	92,977	91,963	1,075,732	1,844,463
Unquoted debt securities	—	—	18	—	—	—	18
Accrued interest receivable	—	21,703	—	—	—	—	21,703
Accounts receivable	8,735	—	—	—	—	—	8,735
Sales contract receivable	7	1	1	2	3	5	19
Other receivables	2	—	—	—	—	—	2
<b>Other assets</b>							
Returned checks and other cash items	215	—	—	—	—	—	215
Miscellaneous	—	—	1,169	—	—	—	1,169
	<b>P347,537</b>	<b>P404,941</b>	<b>P449,546</b>	<b>P98,895</b>	<b>P145,698</b>	<b>P2,197,731</b>	<b>P3,644,348</b>

(Forward)



	Parent Company						
	On Demand	Up to 1 Month	1 to 3 Months	3 to 6 Months	6 to 12 Months	Beyond 1 Year	Total
<b>Financial Liabilities</b>							
Non-derivative liabilities							
Deposit liabilities							
Demand	₱559,133	₱–	₱–	₱–	₱–	₱–	₱559,133
Savings	832,157	–	–	–	–	–	832,157
Time	65	775,569	116,262	25,284	16,079	534	933,793
	1,391,355	775,569	116,262	25,284	16,079	534	2,325,083
Bills payable and SSURA	–	179,525	27,175	54,954	27,025	–	288,679
Manager's checks and demand drafts outstanding	5,286	–	–	–	–	–	5,286
Accrued interest payable	14	6,141	1,785	1,180	339	17	9,476
Accrued other expenses	7,749	–	–	–	–	–	7,749
Bonds payable	–	9	112	775	2,271	124,474	127,641
Other liabilities							
Lease liability	29	159	87	234	430	4,237	5,176
Bills purchased - contra	13,889	–	–	–	–	–	13,889
Accounts payable	8,190	12,475	–	–	–	–	20,665
Outstanding acceptances	–	702	369	48	59	–	1,178
Marginal deposits	–	–	17	–	–	–	17
	1,426,512	974,580	145,807	82,475	46,203	129,262	2,804,839
Derivative liabilities*							
Trading:							
Pay	–	132,347	92,616	33,499	53,231	92,943	404,636
Receive	–	(128,958)	(90,132)	(32,371)	(49,704)	(89,121)	(390,286)
	–	3,389	2,484	1,128	3,527	3,822	14,350
Loan commitments and financial guarantees							
	337,025	7,486	25,739	14,677	23,029	21,749	429,705
	₱1,763,537	₱985,455	₱174,030	₱98,280	₱72,759	₱154,833	₱3,248,894
2023							
Financial Assets							
Cash and other cash items	₱37,692	₱–	₱–	₱–	₱–	₱–	₱37,692
Due from BSP	198,061	–	–	–	–	–	198,061
Due from other banks	61,086	1,563	3,245	–	–	–	65,894
Interbank loans receivable and SPURA	–	59,044	–	–	205	–	59,249
Investment securities at FVTPL							
FVTPL investments	–	–	45,265	–	–	64	45,329
Derivative assets							
Trading:							
Receive	–	154,359	135,842	61,853	57,983	143,990	554,027
Pay	–	(150,759)	(130,163)	(59,920)	(56,113)	(135,189)	(532,144)
	–	3,600	5,679	1,933	1,870	8,801	21,883
Investment securities at FVOCI	–	10,549	114,739	6,878	5,016	387,471	524,653
Investment securities at amortized cost	–	2,217	1,666	–	–	598,955	602,838
Loans and receivables							
Receivables from customers	81,922	211,654	190,073	95,829	83,413	905,374	1,568,265
Unquoted debt securities	–	–	–	–	–	120	120
Accrued interest receivable	–	17,396	–	–	–	–	17,396
Accounts receivable	7,655	–	–	–	–	–	7,655
Sales contract receivable	8	1	2	2	5	10	28
Other receivables	2	–	–	–	–	–	2
Other assets							
Returned checks and other cash items	433	–	–	–	–	–	433
	₱386,859	₱306,024	₱360,669	₱104,642	₱90,509	₱1,900,795	₱3,149,498
<b>Financial Liabilities</b>							
Non-derivative liabilities							
Deposit liabilities							
Demand	₱536,772	₱–	₱–	₱–	₱–	₱–	₱536,772
Savings	807,153	–	–	–	–	–	807,153
Time	–	390,115	219,391	89,145	68,784	578	768,013
LTNCD	–	13	–	8,833	3,787	–	12,633
	1,343,925	390,128	219,391	97,978	72,571	578	2,124,571
Bills payable and SSURA	–	59,950	81,442	1	–	5	141,398
Manager's checks and demand drafts outstanding	5,533	–	–	–	–	–	5,533

(Forward)



	Parent Company						Total
	On Demand	Up to 1 Month	1 to 3 Months	3 to 6 Months	6 to 12 Months	Beyond 1 Year	
Accrued interest payable	P-	P1,223	P2,267	P1,552	P813	P49	P5,904
Accrued other expenses	7,813	-	-	-	-	-	7,813
Bonds payable	-	9	246	24,009	650	48,469	73,383
Subordinated debts	-	-	-	-	-	-	-
Other liabilities							
Lease liability	45	141	78	212	371	3,875	4,722
Bills purchased - contra	9,444	-	-	-	-	-	9,444
Accounts payable	2,527	11,640	-	-	-	-	14,167
Outstanding acceptances	-	329	821	235	113	-	1,498
Marginal deposits	-	-	551	-	-	-	551
	1,369,287	463,420	304,796	123,987	74,518	52,976	2,388,984
Derivative liabilities*							
Trading:							
Pay	-	165,078	191,727	84,442	105,457	100,357	647,061
Receive	-	(161,856)	(188,514)	(82,719)	(102,044)	(96,256)	(631,389)
	-	3,222	3,213	1,723	3,413	4,101	15,672
Loan commitments and financial guarantees	280,150	7,519	17,876	12,988	14,223	20,171	352,927
	P1,649,437	P474,161	P325,885	P138,698	P92,154	P77,248	P2,757,583

\*Does not include derivatives embedded in financial and non-financial contracts.

### Market Risk

Market risk is the possibility of loss to future earnings, fair values or future cash flows that may result from changes in the price of a financial instrument. The value of a financial instrument may change as a result of changes in interest rates, foreign currency exchange rates, and other market factors. Market risk originates from holdings in foreign currencies, debt securities and derivatives transactions.

Depending on the business model for the product, that is, whether they belong to the trading book or banking book, the Group applies different tools and processes to manage market risk exposures. Risk limits, approved by the BOD, are enforced to monitor and control this risk. RSK, as an independent body under the ROC, performs daily market risk analyses to ensure compliance to policies and limits, while Treasury Group manages the asset/liability risks arising from both banking book and trading operations in financial markets. The ALCO, chaired by the President, manages market risks within the parameters approved by the BOD.

As part of group supervision, the Parent Company regularly coordinates with subsidiaries to monitor their compliance to their respective risk tolerances and to ensure alignment of risk management practices. Each subsidiary has its own risk management unit responsible for monitoring its market risk exposures. The Parent Company, however, requires regular submission of market risk profiles from subsidiaries which are presented to ALCO and ROC in both individual and consolidated forms to provide senior management and ROC a holistic perspective and ensure alignment of strategies and risk appetite across the Group.

### Market risk - trading book

In measuring the potential loss in its trading portfolio, the Parent Company uses Value-at-Risk (VaR). VaR is an estimate of the potential decline in the value of a portfolio, under normal market conditions, for a given "confidence level" over a specified holding period. The Parent Company measures and monitors the Trading Book VaR daily and this value is compared against the set VaR limit. Meanwhile, the Group VaR is monitored and reported monthly.

### VaR methodology assumptions and parameters

Historical Simulation (HS) is used to compute the VaR. This method assumes that market rates volatility in the future will follow the same movement that occurred within the 260-day historical period. In calculating VaR, a 99.00% confidence level and a one-day holding period are assumed.



This means that, statistically, within a one-day horizon, the trading losses will exceed VaR in 1 out of 100 trading days.

Like any other model, the HS method has its own limitations. To wit, it cannot predict volatility levels which did not happen in the specified historical period. The validity of the VaR model is verified through a daily backtesting analysis, which examines how frequently both actual and hypothetical daily losses exceed VaR. The result of the daily backtesting analysis is reported to the ALCO and ROC monthly.

A summary of the VaR levels of the trading portfolio of the Parent Company appears below:

	Rates and FX	Fixed Income	FX Options
<b>As of December 31, 2024</b>			
December 27	<b>₱265.62</b>	<b>₱370.34</b>	<b>₱6.60</b>
Average	<b>316.26</b>	<b>295.95</b>	<b>12.41</b>
Highest	<b>692.55</b>	<b>482.23</b>	<b>46.20</b>
Lowest	<b>115.46</b>	<b>115.97</b>	<b>2.31</b>
<b>As of December 31, 2023</b>			
December 29	<b>₱390.72</b>	<b>₱122.48</b>	<b>₱3.96</b>
Average	<b>278.53</b>	<b>196.01</b>	<b>24.70</b>
Highest	<b>453.90</b>	<b>302.01</b>	<b>108.94</b>
Lowest	<b>117.61</b>	<b>118.45</b>	<b>0.28</b>

Rates and Foreign Exchange (FX) VaR is the correlated VaR of the following products: FX spot, outright forward, non-deliverable forwards, FX swaps, interest rate swaps, and cross-currency swaps. The Fixed Income VaR is the correlated VaR of these products: peso and foreign currency bonds, bond forwards and credit default swaps (CDS).

Subsidiaries with trading books perform daily mark-to-market valuation and VaR calculations for their exposures. Risk exposures are bounded by a system of risk limits and monitoring tools to effectively manage these risks.

The table below summarizes the VaR levels of PSBank:

	Fixed Income	FX
<b>As of December 31, 2024</b>		
December 27	<b>₱0.937</b>	<b>₱0.059</b>
Average	<b>2.383</b>	<b>0.785</b>
Highest	<b>7.294</b>	<b>1.676</b>
Lowest	<b>0.323</b>	<b>0.059</b>
<b>As of December 31, 2023</b>		
December 29	<b>₱1.447</b>	<b>₱1.212</b>
Average	<b>0.214</b>	<b>1.356</b>
Highest	<b>1.455</b>	<b>2.319</b>
Lowest	<b>0.001</b>	<b>0.617</b>

The limitations of the VaR methodology are recognized by supplementing VaR limits with other position and sensitivity limit structures and by doing stress testing analysis. These processes address potential product concentration risks, monitor portfolio vulnerability and give the management an early advice if an actual loss goes beyond what is deemed to be tolerable to the Group and the Parent Company, even before the VaR limit is hit.



Stress testing is performed by the Parent Company on a quarterly basis and the results are reported to the ALCO and, subsequently, to the ROC and BOD. On a group-wide perspective, stress testing is done, at least, annually. The results are reported by the Parent Company's Risk Management Group to the BOD through ROC.

*Market risk - banking book*

The Group has in place their own risk management system and processes to quantify and manage market risks in the banking book. To the extent applicable, these are generally aligned with the Parent's framework/tools.

The Group assesses interest rate risk in the banking book using measurement tools such as Interest Rate Repricing Gap, Earnings-at-Risk (EaR) and Sensitivity Analysis.

Interest Rate Repricing Gap is a tool that distributes rate-sensitive assets and liabilities into pre-defined tenor buckets according to time remaining to their maturity (if fixed rate) or repricing (if floating rate). Items lacking definitive repricing schedules (for example, current and savings account) and items with actual maturities that could vary from contractual maturities (for example, securities with embedded options) are assigned to repricing tenor buckets based on an analysis of historical patterns, past experience and/or expert judgment.

EaR measures the possible decline in the Group's net interest income as a result of adverse interest rate movements, given the current repricing profile. It is a tool used to evaluate the sensitivity of the accrual portfolio to changes in interest rates in the adverse direction over the next twelve (12) months.

*EaR methodology assumptions and parameters*

The Group calculates EaR using Historical Simulations (HS) approach, with one-year horizon and using five years data. EaR is then derived as the 99th percentile biggest drop in net interest income.

The table below shows the EaR profile of the Parent Company and certain subsidiaries as of December 31, 2024 and 2023:

	<b>Parent Company</b>	<b>PSBank</b>	<b>ORIX Metro</b>	<b>Group</b>
<b>2024</b>	<b>(₱2,188.18)</b>	<b>(₱1,625.40)</b>	<b>(₱60.70)</b>	<b>(₱3,601.63)</b>
2023	(4,963.09)	(460.20)	(29.18)	(5,008.08)

The Parent Company generates and monitors daily its EaR exposure while the subsidiaries generate their EaR reports at least monthly.

The Parent Company employs the Delta EVE model to measure the overall change in the economic value of the bank at one point. It reflects the changes in the net present value of its banking book at different interest rate shocks and stress scenarios. ΔEVE is calculated by slotting the notional repricing cash flows arising from rate-sensitive assets and liabilities into pre-defined tenor buckets. The present value of the net repricing cash flows is then calculated using various interest rate scenarios prescribed by Basel, as well as scenarios internally developed by the Parent Company. For 2024 and 2023, the ΔEVE of the Parent Company ranges from (₱1.43 billion) to (₱7.68 billion) and (₱1.65 billion) to (₱0.0 billion), respectively. As of December 31, 2024 and 2023, the ΔEVE stood at (₱1.67 billion) (0.62% of Common Equity Tier 1 (CET1) Capital) and (₱2.3 billion) (0.91% of CET1 Capital), respectively. The Parent Company has adequate capital to support potential change in value of equity even at worst stress scenario.



Aside from the tools above, the Parent Company and its subsidiaries perform regular sensitivity and stress testing analyses on their banking books to broaden their forward-looking analysis. This way, management can craft strategies to address and/or arrest probable risks, if necessary.

#### *Foreign currency risk*

Foreign exchange risk is the probability of loss to earnings or capital arising from changes in foreign exchange rates. Foreign currency liabilities generally consist of foreign currency deposits in the Group's FCDU account. Foreign currency deposits are generally used to fund the Group's foreign currency-denominated loan and investment portfolio in the FCDU. Banks are required by the BSP to match the foreign currency liabilities with the foreign currency assets held in FCDUs. Outside the FCDU, the Group has additional foreign currency assets and liabilities in its foreign branch network. The Group's policy is to maintain foreign currency exposure within acceptable limits and within existing regulatory guidelines.

The following table sets forth, for the year indicated, the impact of reasonably possible changes in the USD exchange rate and other currencies per Philippine peso on pre-tax income and equity:

Currency	Consolidated						Parent Company					
	2024			2023			2024			2023		
	Change in Currency Rate in %	Effect on Profit before Tax	Effect on Equity	Change in Currency Rate in %	Effect on Profit before Tax	Effect on Equity	Change in Currency Rate in %	Effect on Profit before Tax	Effect on Equity	Change in Currency Rate in %	Effect on Profit before Tax	Effect on Equity
USD	+1.00%	(65.38)	(0.72)	+1.00%	(14.23)	0.48	+1.00%	(65.51)	(0.54)	+1.00%	(15.14)	0.20
EUR	+1.00%	9.25	0.00	+1.00%	0.82	0.00	+1.00%	9.24	0.00	+1.00%	0.83	0.00
JPY	+1.00%	11.51	0.00	+1.00%	(0.02)	0.00	+1.00%	11.51	0.00	+1.00%	(0.02)	0.00
GBP	+1.00%	(3.77)	0.00	+1.00%	(0.37)	0.00	+1.00%	(3.77)	0.00	+1.00%	(0.37)	0.00
Others	+1.00%	30.17	0.00	+1.00%	33.39	0.00	+1.00%	30.17	0.00	+1.00%	33.39	0.00
USD	-1.00%	65.38	0.72	-1.00%	14.23	(0.48)	-1.00%	65.51	0.54	-1.00%	15.14	(0.20)
EUR	-1.00%	(9.25)	0.00	-1.00%	(0.82)	0.00	-1.00%	(9.24)	0.00	-1.00%	(0.83)	0.00
JPY	-1.00%	(11.51)	0.00	-1.00%	0.02	0.00	-1.00%	(11.51)	0.00	-1.00%	0.02	0.00
GBP	-1.00%	3.77	0.00	-1.00%	0.37	0.00	-1.00%	3.77	0.00	-1.00%	0.37	0.00
Others	-1.00%	(30.17)	0.00	-1.00%	(33.39)	0.00	-1.00%	(30.17)	0.00	-1.00%	(33.39)	0.00

Information relating to the Parent Company's currency derivatives is included in Note 8. As of December 31, 2024 and 2023, the Parent Company has outstanding foreign currency spot transactions (in equivalent peso amounts) of ₱22.8 billion and ₱56.0 billion, respectively (sold), and ₱29.8 billion and ₱55.6 billion, respectively (bought).

The impact on the Parent Company's equity already excludes the impact on transactions affecting the statements of income.

#### Capital Management

The primary objectives of the Group's capital management are to ensure that it complies with externally imposed capital requirements and maintains strong credit ratings and healthy capital ratios in order to support its business and to maximize shareholders' value.

The Group manages its capital structure and makes adjustments to it in the light of changes in economic conditions and the risk characteristics of its activities. In order to maintain or adjust the capital structure, the Group may adjust the amount of dividend payment to shareholders, return capital structure, or issue capital securities. No changes were made in the objectives, policies and processes from the previous year.





## BSP Reporting

### Regulatory Qualifying Capital

Under existing BSP regulations, the determination of the compliance with regulatory requirements and ratios is based on the amount of the “unimpaired capital” (regulatory net worth) as reported to the BSP, which is determined on the basis of regulatory accounting policies that differ from PFRS in some respects.

The Group complied with BSP Circular No. 781, *Basel III Implementing Guidelines on Minimum Capital Requirements*, which provides the implementing guidelines on the revised risk-based capital adequacy framework, particularly on the minimum capital and disclosure requirements for universal banks and commercial banks, as well as their subsidiary banks and quasi-banks, in accordance with the Basel III standards. BSP Circular No. 781 sets out a minimum CET1 ratio of 6.00% and Tier 1 capital ratio of 7.50%; capital conservation buffer of 2.50% comprised of CET1 capital and Total Capital Adequacy Ratio (CAR) of 10.00%. These ratios shall be maintained at all times. Further, BSP Circular No. 856 covers the implementing guidelines on the framework for dealing with domestic systemically important banks (DSIBs) in accordance with the Basel III standards. Banks identified as DSIBs shall be required to have higher loss absorbency, on top of the minimum CET1 capital and capital conservation buffer (CCB) and countercyclical capital buffer (CCYB).

The details of CAR, as reported to the BSP, as of December 31, 2024 and 2023 follow:

	Consolidated		Parent Company	
	2024	2023	2024	2023
Tier 1 capital	<b>₱385,656</b>	₱355,786	<b>₱374,941</b>	₱345,921
CET1 Capital	<b>385,656</b>	355,786	<b>374,941</b>	345,921
Less: Required deductions	<b>39,257</b>	33,739	<b>109,469</b>	101,305
Net Tier 1 Capital	<b>346,399</b>	322,047	<b>265,472</b>	244,616
Tier 2 capital	<b>16,096</b>	15,532	<b>13,035</b>	12,724
Total Qualifying Capital	<b>₱362,495</b>	₱337,579	<b>₱278,507</b>	₱257,340
Credit Risk-Weighted Assets	<b>₱1,875,154</b>	₱1,550,881	<b>₱1,582,671</b>	₱1,296,218
Market Risk-Weighted Assets	<b>93,631</b>	106,231	<b>81,064</b>	91,609
Operational Risk-Weighted Assets	<b>204,508</b>	189,471	<b>168,262</b>	152,223
Total Risk-Weighted Assets	<b>2,173,293</b>	1,846,583	<b>1,831,997</b>	1,540,050
CET1 Ratio*	<b>15.94%</b>	17.44%	<b>14.49%</b>	15.88%
Tier 1 capital ratio	<b>15.94%</b>	17.44%	<b>14.49%</b>	15.88%
Total capital ratio	<b>16.68%</b>	18.28%	<b>15.20%</b>	16.71%

\* of which capital conservation buffer in 2024 and 2023 is 9.94% and 11.44% for the Group and 8.49% and 9.88%, respectively, for the Parent Company.

Qualifying capital and risk-weighted assets (RWA) are computed based on BSP regulations. Under Basel III, the regulatory qualifying capital of the Parent Company consists of CET1 capital, which comprises paid-up common stock, additional paid-in capital, retained earnings, including current year profit, retained earnings reserves, OCI and non-controlling interest less required regulatory deductions. The other component of regulatory capital is Tier 2 (supplementary) capital, which includes unsecured subordinated debts and general loan loss provision. RWA consist of total assets excluding cash on hand, due from BSP, loans covered by hold-out on or assignment of deposits, loans or acceptances under letters of credit to the extent covered by margin deposits and other non-risk items determined by the Monetary Board (MB) of the BSP. Operational RWA are computed using the Basic Indicator Approach.

The Group and its individually regulated operations have complied with all externally imposed capital requirements throughout the year.



The Internal Capital Adequacy Assessment Process (ICAAP) supplements the BSP's risk-based capital adequacy framework. In compliance with this, the Group has adopted and developed its ICAAP framework to ensure that appropriate level and quality of capital are maintained by the Group. Under this framework, the assessment of risks extends beyond the Pillar 1 set of credit, market and operational risks and onto other risks deemed material by the Group. The level and structure of capital are assessed and determined in light of the Group's business environment, plans, performance, risks and budget as well as regulatory edicts.

*Basel III Leverage Ratio (BLR)*

BSP Circular Nos. 881 and 990 cover the implementing guidelines on the BLR framework designed to act as a supplementary measure to the risk-based capital requirements and shall not be less than 5.00%. Effective July 1, 2018, the monitoring of the leverage ratio was implemented as a Pillar I minimum requirement.

The details of the BLR, as reported to the BSP, as of December 31, 2024 and 2023 follow:

	<b>Consolidated</b>		<b>Parent Company</b>	
	<b>2024</b>	<b>2023</b>	<b>2024</b>	<b>2023</b>
Tier 1 Capital	<b>₱346,399</b>	₱322,047	<b>₱265,472</b>	₱244,616
Exposure Measure	<b>₱3,663,834</b>	₱3,505,850	<b>₱3,262,566</b>	₱3,101,480
BLR	<b>9.45%</b>	9.19%	<b>8.14%</b>	7.89%

Under the framework, BLR is defined as the capital measure divided by the exposure measure. Capital measure is Tier 1 capital. Exposure measure is the sum of on-balance sheet exposures, derivative exposures, security financing exposures and off-balance sheet items.

*Liquidity Coverage Ratio (LCR)*

BSP Circular No. 905 provides the implementing guidelines on LCR and disclosure standards that are consistent with the Basel III framework. The LCR is the ratio of high-quality liquid assets to total net cash outflows which should not be lower than 100.00%. Compliance with the LCR minimum requirement commenced on January 1, 2018 with the prescribed minimum ratio of 90.00% for 2018 and 100.00% effective January 1, 2019. As of December 31, 2024 and 2023, the LCR in single currency as reported to the BSP, was at 256.08% and 269.51%, respectively, for the Group, and 263.24% and 300.62%, respectively, for the Parent Company.

*Net Stable Funding Ratio (NSFR)*

On June 6, 2018, the BSP issued BSP Circular No.1007 covering the implementing guidelines on the adoption of the Basel III Framework on Liquidity Standards – NSFR. The NSFR is aimed to promote long-term resilience against liquidity risk by requiring banks to maintain a stable funding profile in relation to the composition of its assets and off-balance sheet activities. It complements the LCR, which promotes short term resilience of a bank's liquidity profile. Banks shall maintain an NSFR of at least 100 percent (100%) at all times. The implementation of the minimum NSFR shall be phased in to help ensure that covered banks can meet the standard through reasonable measures without disrupting credit extension and financial market activities. An observation period was set from July 1 to December 31, 2018. Effective, January 1, 2019, banks shall comply with the prescribed minimum ratio of 100%. As of December 31, 2024 and 2023, the NSFR as reported to the BSP, was at 160.73% and 140.79%, respectively, for the Group, and 164.22% and 140.65%, respectively, for the Parent Company.



---

## 5. Fair Value Measurement

### Financial Instruments

The methods and assumptions used by the Group and the Parent Company in estimating the fair values of financial assets and financial liabilities are:

#### *Cash and other cash items, due from BSP and other banks and interbank loans receivable and SPURA*

The carrying amounts of instruments with long-term maturities are not material to the financial statements, thus, fair values of these instruments were based on their carrying amounts.

#### *Trading and investment securities*

Fair values of debt and equity securities are generally based on quoted market prices. Where the debt securities are not quoted or the market prices are not readily available, the Group and the Parent Company obtained valuations from independent parties offering pricing services, used adjusted quoted market prices of comparable investments, or applied discounted cash flow methodologies. For equity securities that are not quoted, remeasurement to their fair values is not material to the financial statements.

#### *Derivative instruments*

Fair values are estimated based on quoted market prices, prices provided by independent parties, or prices derived using acceptable valuation models. The models utilize published underlying rates (for example, interest rates, FX rates, CDS rates, FX volatilities and spot and forward FX rates) and are implemented through validated calculation engines.

#### *Loans and receivables*

Fair values of the Group's loans and receivables are estimated using the discounted cash flow methodology, using current incremental lending rates for similar types of loans. Where the instrument reprices on a quarterly basis or has a relatively short maturity, the carrying amounts approximate fair values.

#### *Liabilities*

Fair values are estimated using the discounted cash flow methodology using the Group's current borrowing rate for similar borrowings with maturities consistent with those remaining for the liability being valued, if any. The carrying amounts of demand and savings deposit liabilities and other short-term liabilities approximate fair values considering that these are either due and demandable or with short-term maturities.

### Non-Financial Assets

#### *Investment properties*

Fair value of investment properties is determined based on valuations performed by independent and in-house appraisers using a valuation technique with significant inputs that are not based on observable market data (Level 3). The valuation of investment properties was based on the Sales Comparison Approach and considered recent sales of similar or substitute properties in the same areas where the investment properties are located, taking into account the economic conditions prevailing at the time of the valuation. Other factors considered were the location and shape of the properties, environmental issues, development controls such as the height restrictions, building coverage and floor area ratio restrictions, among others. The fair value of investment properties is based on its highest and best use, which is their current use.



The following tables summarize the carrying amounts and fair values of assets and liabilities, analyzed among those whose fair value is based on:

- Quoted market prices in active markets for identical assets or liabilities (Level 1);
- Those involving inputs other than quoted prices included in Level 1 that are observable for the asset or liability, either directly (as prices) or indirectly (derived from prices) (Level 2); and
- Those with inputs for the asset or liability that are not based on observable market data (unobservable inputs) (Level 3).

	Consolidated				Total Fair Value
	Carrying Value	Level 1	Level 2	Level 3	
<b>2024</b>					
<b>Assets Measured at Fair Value</b>					
<b>Financial Assets</b>					
Investment securities at FVTPL					
FVTPL investments					
Debt securities					
Government	₱101,012	₱101,012	₱—	₱—	₱101,012
BSP	73,496	73,496	—	—	73,496
Treasury notes and bonds	19,886	19,886	—	—	19,886
Treasury bills	6,371	6,371	—	—	6,371
Private	5,265	5,265	—	—	5,265
	206,030	206,030	—	—	206,030
Equity securities	153	153	—	—	153
Derivative assets					
Cross-currency swaps	10,497	—	10,497	—	10,497
Currency forwards	6,950	—	6,950	—	6,950
Interest rate swaps	2,638	—	2,638	—	2,638
Call option	30	—	30	—	30
Put option	4	—	4	—	4
	20,119	—	20,119	—	20,119
	226,302	206,183	20,119	—	226,302
Investment securities at FVOCI					
Debt securities					
Treasury notes and bonds	372,967	356,111	16,856	—	372,967
Government	101,896	101,896	—	—	101,896
BSP	65,412	65,412	—	—	65,412
Private	29,946	29,849	97	—	29,946
Treasury bills	719	719	—	—	719
	570,940	553,987	16,953	—	570,940
Equity securities	2,061	1,773	138	150	2,061
	573,001	555,760	17,091	150	573,001
	₱799,303	₱761,943	₱37,210	₱150	₱799,303
<b>Assets for which Fair Values are Disclosed</b>					
<b>Financial Assets</b>					
Investment securities at amortized cost					
Treasury notes and bonds	₱418,170	₱410,821	₱8,375	₱—	₱419,196
Government	55,606	51,412	1,385	—	52,797
Private	1,248	1,253	—	—	1,253
	475,024	463,486	9,760	—	473,246
Loans and receivables - net					
Receivables from customers					
Commercial loans	1,332,959	—	—	1,492,633	1,492,633
Credit card	147,795	—	—	147,795	147,795
Auto loans	110,983	—	—	145,094	145,094
Residential mortgage loans	96,711	—	—	168,836	168,836
Trade loans	67,625	—	—	67,625	67,625
Others	16,556	—	—	16,992	16,992
	1,772,629	—	—	2,038,975	2,038,975
Unquoted debt securities	17	—	—	17	17
Sales contract receivable	20	—	—	20	20
	1,772,666	—	—	2,039,012	2,039,012
Other assets	1,348	983	154	282	1,419
	2,249,038	464,469	9,914	2,039,294	2,513,677

(Forward)



	Consolidated				
	Carrying Value	Level 1	Level 2	Level 3	Total Fair Value
Non-Financial Assets					
Investment properties	₱7,805	₱—	₱—	₱16,630	₱16,630
Residual value of leased assets	391	—	—	359	359
	8,196	—	—	16,989	16,989
	₱2,257,234	₱464,469	₱9,914	₱2,056,283	₱2,530,666
Liabilities Measured at Fair Value					
Financial Liabilities					
Financial liabilities at FVTPL					
Derivative liabilities					
Currency forwards	₱7,445	₱—	₱7,445	₱—	₱7,445
Cross-currency swaps	4,912	—	4,912	—	4,912
Interest rate swaps	940	—	940	—	940
Credit default swaps	48	—	48	—	48
Call option	22	—	22	—	22
Put option	3	—	3	—	3
	₱13,370	₱—	₱13,370	₱—	₱13,370
Liabilities for which Fair Values are Disclosed					
Financial Liabilities					
Deposit liabilities					
Time	₱1,085,939	₱—	₱—	₱1,088,599	₱1,088,599
Bills payable and SSURA	300,651	—	—	300,745	300,745
Bonds payable	107,236	104,161	—	2,377	106,538
Other Liabilities					
Deposits on lease contracts	665	—	—	635	635
	₱1,494,491	₱104,161	₱—	₱1,392,356	₱1,496,517
2023					
Assets Measured at Fair Value					
Financial Assets					
Investment securities at FVTPL					
FVTPL investments					
Debt securities					
Government	₱16,264	₱16,264	₱—	₱—	₱16,264
BSP	13,937	13,937	—	—	13,937
Treasury notes and bonds	10,096	10,096	—	—	10,096
Private	4,659	4,659	—	—	4,659
Treasury bills	1,174	1,174	—	—	1,174
	46,130	46,130	—	—	46,130
Equity securities	6,804	6,804	—	—	6,804
Derivative assets					
Currency forwards	10,116	—	10,116	—	10,116
Cross-currency swaps	8,082	—	8,082	—	8,082
Interest rate swaps	3,638	—	3,638	—	3,638
Bond futures	40	—	40	—	40
Put option	34	—	34	—	34
Call option	12	—	12	—	12
	21,922	—	21,922	—	21,922
	74,856	52,934	21,922	—	74,856
Investment securities at FVOCI					
Debt securities					
Treasury notes and bonds	366,864	365,054	1,810	—	366,864
Government	71,444	70,893	551	—	71,444
BSP	50,889	50,889	—	—	50,889
Private	45,151	45,096	55	—	45,151
Treasury bills	355	355	—	—	355
	534,703	532,287	2,416	—	534,703
Equity securities	1,920	1,694	226	—	1,920
	536,623	533,981	2,642	—	536,623
	₱611,479	₱586,915	₱24,564	₱—	₱611,479
Assets for which Fair Values are Disclosed					
Financial Assets					
Investment securities at amortized cost					
Treasury notes and bonds	₱417,868	₱413,330	₱7,802	₱—	₱421,132
Government	49,419	47,719	287	—	48,006
Private	3,063	3,013	—	—	3,013
Treasury bills	288	291	—	—	291
	470,638	464,353	8,089	—	472,442

(Forward)



	Consolidated				Total Fair Value
	Carrying Value	Level 1	Level 2	Level 3	
Loans and receivables - net					
Receivables from customers					
Commercial loans	₱1,132,348	₱-	₱-	₱1,328,057	₱1,328,057
Credit card	124,963	-	-	124,963	124,963
Auto loans	91,880	-	-	122,206	122,206
Residential mortgage loans	91,711	-	-	154,568	154,568
Trade loans	51,033	-	-	51,033	51,033
Others	12,263	-	-	12,907	12,907
	1,504,198	-	-	1,793,734	1,793,734
Unquoted debt securities	545	-	-	558	558
Sales contract receivable	29	-	-	30	30
	1,504,772	-	-	1,794,322	1,794,322
Other assets	386	-	-	472	472
	1,975,796	464,353	8,089	1,794,794	2,267,236
Non-Financial Assets					
Investment properties	8,107	-	-	16,113	16,113
Residual value of leased assets	470	-	-	430	430
	8,577	-	-	16,543	16,543
	₱1,984,373	₱464,353	₱8,089	₱1,811,337	₱2,283,779
Liabilities Measured at Fair Value					
Financial Liabilities					
Financial liabilities at FVTPL					
Derivative liabilities					
Currency forwards	₱9,629	₱-	₱9,629	₱-	₱9,629
Cross-currency swaps	5,900	-	5,900	-	5,900
Interest rate swaps	1,086	-	1,086	-	1,086
Bond futures	143	-	143	-	143
Credit default swaps	53	-	53	-	53
Put option	36	-	36	-	36
Call option	18	-	18	-	18
Non-equity non-controlling interest	10,260	-	10,260	-	10,260
	₱27,125	₱-	₱27,125	₱-	₱27,125
Liabilities for which Fair Values are Disclosed					
Financial Liabilities					
Deposit liabilities					
Time	₱925,885	₱-	₱-	₱929,288	₱929,288
LTNCD	17,514	8,657	3,723	5,112	17,492
	943,399	8,657	3,723	934,400	946,780
Bills payable and SSURA	156,896	-	-	157,139	157,139
Bonds payable	70,089	68,352	-	-	68,352
Other Liabilities					
Deposits on lease contracts	783	-	-	734	734
	₱1,171,167	₱77,009	₱3,723	₱1,092,273	₱1,173,005
	Parent Company				Total Fair Value
	Carrying Value	Level 1	Level 2	Level 3	
<b>2024</b>					
Assets Measured at Fair Value					
Financial Assets					
Investment securities at FVTPL					
FVTPL investments					
Debt securities					
Government	₱101,012	₱101,012	₱-	₱-	₱101,012
BSP	73,496	73,496	-	-	73,496
Treasury notes and bonds	19,585	19,585	-	-	19,585
Treasury bills	6,371	6,371	-	-	6,371
Private	5,265	5,265	-	-	5,265
	205,729	205,729	-	-	205,729
Equity securities	76	76	-	-	76
Derivative assets					
Cross-currency swaps	10,496	-	10,496	-	10,496
Currency forwards	6,950	-	6,950	-	6,950
Interest rate swaps	2,638	-	2,638	-	2,638
Call option	30	-	30	-	30
Put option	4	-	4	-	4
	20,118	-	20,118	-	20,118
	225,923	205,805	20,118	-	225,923

(Forward)



	Parent Company				Total Fair Value
	Carrying Value	Level 1	Level 2	Level 3	
Investment securities at FVOCI					
Debt securities:					
Treasury notes and bonds	₱350,919	₱350,287	₱632	₱–	₱350,919
Government	99,832	99,832	–	–	99,832
BSP	56,943	56,943	–	–	56,943
Private	3,374	3,374	–	–	3,374
	511,068	510,436	632	–	511,068
Equity securities	1,047	957	90	–	1,047
	512,115	511,393	722	–	512,115
	₱738,038	₱717,198	₱20,840	₱–	₱738,038
<b>Assets for which Fair Values are Disclosed</b>					
<b>Financial Assets</b>					
Investment securities at amortized cost					
Treasury notes and bonds	₱400,462	₱401,664	₱–	₱–	₱401,664
Government	44,293	42,568	–	–	42,568
	444,755	444,232	–	–	444,232
Loans and receivables - net					
Receivables from customers					
Commercial loans	1,248,749	–	–	1,405,561	1,405,561
Credit card	147,795	–	–	147,795	147,795
Trade loans	62,072	–	–	62,072	62,072
Residential mortgage loans	53,364	–	–	102,219	102,219
Auto loans	23,016	–	–	45,281	45,281
Others	15,136	–	–	15,136	15,136
	1,550,132	–	–	1,778,064	1,778,064
Unquoted debt securities	17	–	–	17	17
Sales contract receivable	16	–	–	16	16
	1,550,165	–	–	1,778,097	1,778,097
Other Assets	983	983	–	–	983
	1,995,903	445,215	–	1,778,097	2,223,312
<b>Non-Financial Assets</b>					
Investment properties	3,565	–	–	8,927	8,927
	₱1,999,468	₱445,215	₱–	₱1,787,024	₱2,232,239
<b>Liabilities Measured at Fair Value</b>					
<b>Financial Liabilities</b>					
Financial liabilities at FVTPL					
Derivative liabilities					
Currency forwards	₱7,445	₱–	₱7,445	₱–	₱7,445
Cross-currency swaps	4,912	–	4,912	–	4,912
Interest rate swaps	940	–	940	–	940
Credit default swaps	48	–	48	–	48
Call option	22	–	22	–	22
Put option	2	–	2	–	2
	₱13,369	₱–	₱13,369	₱–	₱13,369
<b>Liabilities for which Fair Values are Disclosed</b>					
<b>Financial Liabilities</b>					
Deposit liabilities					
Time	₱930,174	₱–	₱–	₱930,174	₱930,174
Bills payable and SSURA	286,541	–	–	286,541	286,541
Bonds payable	104,858	104,161	–	–	104,161
	₱1,321,573	₱104,161	₱–	₱1,216,715	₱1,320,876
2023					
Assets Measured at Fair Value					
Financial Assets					
Investment securities at FVTPL					
FVTPL investments					
Debt securities					
Government	₱16,068	₱16,068	–	–	₱16,068
BSP	13,937	13,937	–	–	13,937
Treasury notes and bonds	8,951	8,951	–	–	8,951
Private	4,386	4,386	–	–	4,386
Treasury bills	1,174	1,174	–	–	1,174
	44,516	44,516	–	–	44,516
Equity securities	64	64	–	–	64

(Forward)



	Parent Company				Total Fair Value
	Carrying Value	Level 1	Level 2	Level 3	
<b>Derivative assets</b>					
Currency forwards	₱10,116	₱–	₱10,116	₱–	₱10,116
Cross-currency swaps	8,082	–	8,082	–	8,082
Interest rate swaps	3,638	–	3,638	–	3,638
Bond futures	40	–	40	–	40
Put option	33	–	33	–	33
Call option	12	–	12	–	12
	21,921	–	21,921	–	21,921
	66,501	44,580	21,921	–	66,501
<b>Investment securities at FVOCI</b>					
Debt securities:					
Treasury notes and bonds	360,273	360,273	–	–	360,273
Government	71,289	70,737	552	–	71,289
Private	10,252	10,197	55	–	10,252
	441,814	441,207	607	–	441,814
Equity securities	860	771	89	–	860
	442,674	441,978	696	–	442,674
	₱509,175	₱486,558	₱22,617	₱–	₱509,175
<b>Assets for which Fair Values are Disclosed</b>					
<b>Financial Assets</b>					
Investment securities at amortized cost					
Treasury notes and bonds	₱400,420	₱403,880	₱–	₱–	₱403,880
Government	38,017	37,441	–	–	37,441
	438,437	441,321	–	–	441,321
Loans and receivables - net					
Receivables from customers					
Commercial loans	1,058,588	–	–	1,169,776	1,169,776
Credit card	124,963	–	–	124,963	124,963
Residential mortgage loans	51,496	–	–	92,864	92,864
Trade loans	47,279	–	–	47,279	47,279
Auto loans	20,740	–	–	40,975	40,975
Others	10,457	–	–	10,457	10,457
	1,313,523	–	–	1,486,314	1,486,314
Unquoted debt securities	102	–	–	102	102
Sales contract receivable	23	–	–	23	23
	1,313,648	–	–	1,486,439	1,486,439
	1,752,085	441,321	–	1,486,439	1,927,760
<b>Non-Financial Assets</b>					
Investment properties	3,597	–	–	8,267	8,267
	₱ 1,755,682	₱441,321	₱–	₱1,494,706	₱1,936,027
<b>Liabilities Measured at Fair Value</b>					
<b>Financial Liabilities</b>					
Financial liabilities at FVTPL					
Derivative liabilities					
Currency forwards	₱9,629	₱–	₱9,629	₱–	₱9,629
Cross-currency swaps	5,900	–	5,900	–	5,900
Interest rate swaps	1,085	–	1,085	–	1,085
Bond futures	143	–	143	–	143
Credit default swaps	53	–	53	–	53
Put option	34	–	34	–	34
Call option	18	–	18	–	18
	₱16,862	₱–	₱16,862	₱–	₱16,862
<b>Liabilities for which Fair Values are Disclosed</b>					
<b>Financial Liabilities</b>					
Deposit liabilities					
Time	₱757,204	₱–	₱–	₱757,204	₱757,204
LTNCD	12,430	8,657	3,723	–	12,380
	769,634	8,657	3,723	757,204	769,584
Bills payable and SSURA	141,081	–	–	141,081	141,081
Bonds payable	70,089	68,352	–	–	68,352
	₱980,804	₱77,009	₱3,723	₱898,285	₱979,017

As of December 31, 2024 and 2023, there were no transfers between levels of the fair value hierarchy.





When fair values of listed equity and debt securities, as well as publicly traded derivatives at the statement of financial position date are based on quoted market prices or binding dealer price quotations, without any adjustments for transaction costs, the instruments are included within Level 1 of the hierarchy.

For all other financial instruments, fair value is determined using valuation techniques. Valuation techniques include net present value techniques, comparison to similar instruments for which market observable prices exist and other revaluation models. Instruments included in Level 3 include those for which there is currently no active market.

---

## 6. Segment Information

The Group's operating businesses are recognized and managed separately according to the nature of services provided and the different markets served with segment representing a strategic business unit. Operating segments are reported in accordance with internal reporting to the Senior Management who is responsible for allocating resources to the segments and assessing its performance. The financial reporting basis used in the internal reporting is PFRS.

The Group's business segments follow:

- Consumer Banking - principally providing consumer type loans and support for effective sourcing and generation of consumer business;
- Corporate Banking - principally handling loans and other credit facilities and deposit and current accounts for corporate and institutional customers;
- Investment Banking - principally arranging structured financing, and providing services relating to privatizations, initial public offerings, mergers and acquisitions; and providing advisory services primarily aimed to create wealth to individuals and institutions;
- Treasury - principally providing money market, trading and treasury services, as well as the management of the Group's funding operations by use of treasury bills, government securities and placements and acceptances with other banks, through treasury and corporate banking;
- Branch Banking - principally handling branch deposits and providing loans and other loan related businesses for domestic middle market clients; and
- Others - principally handling other services including but not limited to remittances, leasing, account financing, and other support services. Other operations of the Group comprise the operations and financial control groups.

Segment assets are those operating assets that are employed by a segment in its operating activities and that either are directly attributable to the segment or can be allocated to the segment on a reasonable basis. Segment liabilities are those operating liabilities that result from the operating activities of a segment and that either are directly attributable to the segment or can be allocated to the segment on a reasonable basis.

Interest income is reported net, as management primarily relies on the net interest income as performance measure, not the gross income and expense. The Group has no significant customers which contributes 10.00% or more of the consolidated revenue net of interest expense. Transactions between segments are conducted at estimated market rates on an arm's length basis. Interest is charged/credited to business segments based on a pool rate which approximates the cost of funds.



The following table presents revenue and income information of operating segments presented in accordance with PFRS and segment assets and liabilities:

	Consumer Banking	Corporate Banking	Investment Banking	Treasury	Branch Banking	Others	Total
<b>2024</b>							
<b>Results of Operations</b>							
Net interest income (expense)							
Third party	₱27,006	₱71,390	₱—	₱18,853	(₱4,926)	₱1,792	₱114,115
Intersegment	(6,900)	(56,895)	—	(655)	64,450	—	—
Net interest income after intersegment transactions	20,106	14,495	—	18,198	59,524	1,792	114,115
Non-interest income	10,426	1,080	102	4,269	6,305	7,037	29,219
Revenue - net of interest expense	30,532	15,575	102	22,467	65,829	8,829	143,334
Non-interest expense	21,559	3,215	6	7,882	24,312	26,547	83,521
Income (loss) before share in net income of subsidiaries, associates and a JV	8,973	12,360	96	14,585	41,517	(17,718)	59,813
Share in net income of subsidiaries, associates and a JV	—	68	—	—	—	697	765
Provision for income tax	(9)	(932)	—	(9,988)	(103)	(313)	(11,345)
Non-controlling interest in net income of consolidated subsidiaries	—	—	—	—	—	(1,096)	(1,096)
<b>Net income (loss)</b>	<b>₱8,964</b>	<b>₱11,496</b>	<b>₱96</b>	<b>₱4,597</b>	<b>₱41,414</b>	<b>(₱18,430)</b>	<b>₱48,137</b>
<b>Statement of Financial Position</b>							
Total assets	₱276,703	₱1,393,539	₱—	₱1,414,826	₱200,691	₱234,596	₱3,520,355
Total liabilities	₱154,153	₱1,047,994	₱—	₱1,377,635	₱290,227	₱253,941	₱3,123,950
<b>Other Segment Information</b>							
Capital expenditures	₱447	₱82	₱—	₱1,225	₱196	₱4,339	₱6,289
Depreciation and amortization	₱562	₱304	₱—	₱91	₱2,395	₱3,434	₱6,786
Provision for credit and impairment losses	₱9,495	(₱3,010)	₱—	(₱2)	₱153	(₱276)	₱6,360
<b>2023</b>							
<b>Results of Operations</b>							
Net interest income (expense)							
Third party	₱22,753	₱60,783	₱—	₱22,303	(₱3,092)	₱2,223	₱104,970
Intersegment	(5,230)	(49,330)	—	(4,485)	59,045	—	—
Net interest income after intersegment transactions	17,523	11,453	—	17,818	55,953	2,223	104,970
Non-interest income	9,707	1,250	198	2,336	6,385	8,628	28,504
Revenue - net of interest expense	27,230	12,703	198	20,154	62,338	10,851	133,474
Non-interest expense	15,974	6,258	50	5,403	23,841	26,974	78,500
Income (loss) before share in net income of subsidiaries, associates and a JV	11,256	6,445	148	14,751	38,497	(16,123)	54,974
Share in net income of subsidiaries, associates and a JV	—	86	—	—	—	789	875
Provision for income tax	257	(726)	—	(8,769)	258	(3,910)	(12,890)
Non-controlling interest in net income of consolidated subsidiaries	—	—	—	—	—	(721)	(721)
<b>Net income (loss)</b>	<b>₱11,513</b>	<b>₱5,805</b>	<b>₱148</b>	<b>₱5,982</b>	<b>₱38,755</b>	<b>(₱19,965)</b>	<b>₱42,238</b>
<b>Statement of Financial Position</b>							
Total assets	₱234,876	₱1,178,680	₱—	₱1,256,486	₱181,312	₱253,548	₱3,104,902
Total liabilities	₱125,072	₱1,118,249	₱—	₱1,200,606	₱273,011	₱21,226	₱2,738,164
<b>Other Segment Information</b>							
Capital expenditures	₱451	₱47	₱—	₱179	₱72	₱3,956	₱4,705
Depreciation and amortization	₱413	₱335	₱—	₱90	₱2,308	₱3,776	₱6,922
Provision for credit and impairment losses	₱6,415	₱1,323	₱—	(₱5)	₱175	₱1,070	₱8,978
<b>2022</b>							
<b>Results of Operations</b>							
Net interest income (expense)							
Third party	₱14,728	₱38,478	₱—	₱22,951	₱7,211	₱2,161	₱85,529
Intersegment	(2,727)	(24,893)	—	320	27,300	—	—
Net interest income after intersegment transactions	12,001	13,585	—	23,271	34,511	2,161	85,529
Non-interest income	9,400	1,081	165	2,974	6,388	6,785	26,793
Revenue - net of interest expense	21,401	14,666	165	26,245	40,899	8,946	112,322
Non-interest expense	13,507	5,269	9	3,856	21,978	24,489	69,108
Income (loss) before share in net income of subsidiaries, associates and a JV	7,894	9,397	156	22,389	18,921	(15,543)	43,214

(Forward)



	Consumer Banking	Corporate Banking	Investment Banking	Treasury	Branch Banking	Others	Total
Share in net income of subsidiaries, associates and a JV	P—	P83	P—	(P27)	P—	P648	P704
Provision for income tax	(138)	(413)	—	(5,292)	(305)	(4,472)	(10,620)
Non-controlling interest in net income of consolidated subsidiaries	—	—	—	—	—	(522)	(522)
Net income (loss)	P7,756	P9,067	P156	P17,070	P18,616	(P19,889)	P32,776
Statement of Financial Position							
Total assets	P187,083	P1,095,896	P—	P1,103,122	P180,212	P276,777	P2,843,090
Total liabilities	P102,803	P1,061,101	P—	P1,034,000	P273,942	P43,154	P2,515,000
Other Segment Information							
Capital expenditures	P409	P99	P—	P124	P58	P3,003	P3,693
Depreciation and amortization	P358	P320	P—	P64	P2,001	P3,233	P5,976
Provision for credit and impairment losses	P5,721	P1,375	P—	(P19)	P207	P828	P8,112

Non-interest income consists of service charges, fees and commissions, profit from assets sold, trading and securities gain/(loss) - net, foreign exchange gain (loss) - net, income from trust operations, leasing, dividends and miscellaneous income. Non-interest expense consists of compensation and fringe benefits, taxes and licenses, provision for credit and impairment losses, depreciation and amortization, occupancy and equipment-related costs, amortization of software costs, and miscellaneous expenses.

### Geographical Information

The Group operates in four geographic markets: Philippines, Asia other than Philippines, USA and Europe (Note 2).

The following tables show the distribution of Group's external net operating income and non-current assets allocated based on the location of the customers and assets, respectively, for the years ended December 31:

	Philippines	Asia (Other than Philippines)	USA	Europe	Total
<b>2024</b>					
Interest income	P171,503	P6,055	P106	P—	P177,664
Interest expense	(60,705)	(2,832)	(12)	—	(63,549)
Net interest income	110,798	3,223	94	—	114,115
Non-interest income	27,112	1,601	465	41	29,219
Provision for credit and impairment losses	(6,107)	(253)	—	—	(6,360)
<b>Total external net operating income</b>	<b>P131,803</b>	<b>P4,571</b>	<b>P559</b>	<b>P41</b>	<b>P136,974</b>
<b>Non-current assets</b>	<b>P35,421</b>	<b>P409</b>	<b>P19</b>	<b>P3</b>	<b>P35,852</b>
<b>2023</b>					
Interest income	P147,670	P5,766	P176	P—	P153,612
Interest expense	(46,416)	(2,213)	(13)	—	(48,642)
Net interest income	101,254	3,553	163	—	104,970
Non-interest income	26,445	1,531	487	41	28,504
Provision for credit and impairment losses	(8,697)	(281)	—	—	(8,978)
<b>Total external net operating income</b>	<b>P119,002</b>	<b>P4,803</b>	<b>P650</b>	<b>P41</b>	<b>P124,496</b>
<b>Non-current assets</b>	<b>P33,895</b>	<b>P428</b>	<b>P17</b>	<b>P3</b>	<b>P34,343</b>
<b>2022</b>					
Interest income	P97,745	P4,516	P109	P—	P102,370
Interest expense	(14,858)	(1,936)	(47)	—	(16,841)
Net interest income	82,887	2,580	62	—	85,529
Non-interest income	25,308	956	492	37	26,793
Provision for credit and impairment losses	(7,812)	(300)	—	—	(8,112)
<b>Total external net operating income</b>	<b>P100,383</b>	<b>P3,236</b>	<b>P554</b>	<b>P37</b>	<b>P104,210</b>
<b>Non-current assets</b>	<b>P33,764</b>	<b>P490</b>	<b>P11</b>	<b>P3</b>	<b>P34,268</b>

Non-current assets consist of property and equipment excluding ROU assets, investment properties, chattel properties acquired in foreclosure, software costs and assets held under joint operations.



## 7. Interbank Loans Receivable and Securities Purchased Under Resale Agreements

This account consists of:

	Consolidated		Parent Company	
	2024	2023	2024	2023
Interbank loans receivable - net (Note 32)	<b>₱79,821</b>	₱35,313	<b>₱53,906</b>	₱29,230
SPURA	<b>1,466</b>	37,666	—	29,956
	<b>₱81,287</b>	₱72,979	<b>₱53,906</b>	₱59,186

As of December 31, 2024 and 2023, the allowance for credit losses for interbank loans receivable amounted to ₱61.7 million and ₱35.8 million, respectively, for the Group and ₱54.6 million and ₱32.8 million, respectively, for the Parent Company (Note 15).

In 2024, 2023 and 2022, the interest rates of the interbank loans receivables ranged from 0.00% to 5.94%, 0.00% to 6.25%, and 0.00% to 5.90%, respectively, for the Group, and 0.00% to 5.94%, 0.00% to 6.25%, and 0.00% to 5.05%, respectively, for the Parent Company.

## 8. Trading and Investment Securities

This account consists of:

	Consolidated		Parent Company	
	2024	2023	2024	2023
Investment securities at:				
FVTPL	<b>₱226,302</b>	₱74,856	<b>₱225,923</b>	₱66,501
FVOCI (Note 17 & 29)	<b>573,001</b>	536,623	<b>512,115</b>	442,674
Amortized cost (Note 17 & 29)	<b>475,024</b>	470,638	<b>444,755</b>	438,437
	<b>₱1,274,327</b>	₱1,082,117	<b>₱1,182,793</b>	₱947,612

Investment securities at FVTPL consist of the following:

	Consolidated		Parent Company	
	2024	2023	2024	2023
HFT investments				
Debt securities				
Government	<b>₱101,012</b>	₱16,264	<b>₱101,012</b>	₱16,068
BSP	<b>73,496</b>	13,937	<b>73,496</b>	13,937
Treasury notes and bonds	<b>19,886</b>	10,096	<b>19,585</b>	8,951
Treasury bills	<b>6,371</b>	1,174	<b>6,371</b>	1,174
Private	<b>5,265</b>	4,659	<b>5,265</b>	4,386
	<b>206,030</b>	46,130	<b>205,729</b>	44,516
Equity securities	<b>153</b>	6,804	<b>76</b>	64
	<b>206,183</b>	52,934	<b>205,805</b>	44,580
Derivative assets	<b>20,119</b>	21,922	<b>20,118</b>	21,921
	<b>₱226,302</b>	₱74,856	<b>₱225,923</b>	₱66,501



The following are the fair values of the Parent Company's derivative financial instruments recorded as 'Derivative assets/liabilities', together with the notional amounts. The notional amount is the amount or quantity of a derivative's underlying asset, and is the basis upon which changes in the value are measured. The notional amounts indicate the volume of transactions outstanding as of December 31, 2024 and 2023 and are not indicative of either market risk or credit risk.

	Derivative Assets	Derivative Liabilities	Notional Amount
<b>December 31, 2024</b>			
Freestanding derivatives:			
Currency forwards			
Bought	₱2,068	₱4,509	₱385,994
Sold	4,882	2,936	371,734
Interest rate swaps	2,638	940	325,492
Cross-currency swaps	10,496	4,912	371,554
OTC FX Options	34	24	13,935
Credit default swaps	—	48	3,181
	<b>₱20,118</b>	<b>₱13,369</b>	<b>₱1,471,890</b>
<b>December 31, 2023</b>			
Freestanding derivatives:			
Currency forwards			
Bought	₱3,993	₱7,780	₱676,781
Sold	6,123	1,849	474,199
Interest rate swaps	3,638	1,085	234,251
Cross-currency swaps	8,082	5,900	311,368
OTC FX Options	45	52	25,108
Credit default swaps	—	53	3,045
Bond Futures	40	143	13,095
	<b>₱21,921</b>	<b>₱16,862</b>	<b>₱1,737,847</b>

As of December 31, 2024 and 2023, the Group's derivative assets include FX options and cross-currency swaps entered into by the subsidiaries amounting to ₱1.3 million and ₱1.6 million, respectively. As of December 31, 2024 and 2023, the Group's derivative liabilities include interest rate swaps and FX options entered into by the subsidiaries amounting to ₱1.5 million and ₱3.7 million, respectively.

Investment securities at FVOCI as of December 31, 2024 and 2023 consist of the following:

	Consolidated		Parent Company	
	2024	2023	2024	2023
Debt securities				
Treasury notes and bonds				
(Note 17)	₱372,967	₱366,864	₱350,919	₱360,273
Government (Note 17)	101,896	71,444	99,832	71,289
BSP	65,412	50,889	56,943	—
Private	29,946	45,151	3,374	10,252
Treasury bills	719	355	—	—
	<b>570,940</b>	<b>534,703</b>	<b>511,068</b>	<b>441,814</b>
Equity securities	2,061	1,920	1,047	860
	<b>₱573,001</b>	<b>₱536,623</b>	<b>₱512,115</b>	<b>₱442,674</b>



The equity securities are irrevocably designated at FVOCI as these are held for long term-strategic purpose rather than for trading. These equity securities include golf club shares and non-marketable equity securities. In 2024 and 2023, as part of its risk management, the Group disposed equity securities at FVOCI with total carrying value of ₱156.5 million and ₱94.1 million, respectively, and recognized loss on disposal charged against 'Surplus' of ₱96.7 million and ₱84.6 million, respectively. No dividends were recognized for the disposed equity securities in 2024 and 2023.

Outstanding equity securities at FVOCI as of December 31, 2024 and 2023 generated dividends amounting to ₱48.1 million and ₱47.8 million, respectively for the Group, and ₱12.9 million and ₱14.9 million, respectively, for the Parent Company.

As of December 31, 2024 and 2023, the ECL on debt securities at FVOCI (included in 'Net unrealized gain (loss) on investment securities at FVOCI') amounted to ₱869.3 million and ₱809.5 million, respectively, for the Group and ₱863.1 million and ₱809.5 million, respectively, for the Parent Company (Note 15).

As of December 31, 2024 and 2023, investment securities at FVOCI include floating and fixed rate private notes with total carrying value of USD10.9 million and USD11.0 million, respectively (with peso equivalent of ₱631.9 million and ₱606.4 million, respectively) which are pledged by the Parent Company's New York Branch in compliance with the regulatory requirements of the Federal Deposit Insurance Corporation and the Office of the Controller of the Currency in New York.

Movements in net unrealized gains (losses), including share in net unrealized gains (losses) of subsidiaries (Note 11), presented under 'Equity' in the statements of financial position are as follows:

	Consolidated		Parent Company	
	2024	2023	2024	2023
Balance at January 1	(₱10,106)	(₱23,133)	(₱10,065)	(₱23,076)
Unrealized gain recognized in OCI	3,949	14,533	3,774	14,400
Amounts realized in surplus	96	85	96	85
Amounts realized in profit or loss	(1,511)	(153)	(1,331)	(87)
	(7,572)	(8,668)	(7,526)	(8,678)
Tax (Note 28)	(659)	(1,438)	(659)	(1,387)
Balance at December 31	(₱8,231)*	(₱10,106)*	(₱8,185)	(₱10,065)

\* Includes share of non-controlling interest in unrealized losses amounting to ₱46.4 million and ₱41.6 million, respectively, as of December 31, 2024 and 2023.

Investment securities at amortized cost as of December 31, 2024 and 2023 consist of the following:

	Consolidated		Parent Company	
	2024	2023	2024	2023
Treasury notes and bonds (Note 17)	₱418,170	₱417,868	₱400,462	₱400,420
Government (Note 17)	55,926	49,790	44,603	38,378
Private	1,249	3,067	—	—
Treasury bills	—	288	—	—
	475,345	471,013	445,065	438,798
Less: allowance for credit losses (Note 15)	321	375	310	361
	₱475,024	₱470,638	₱444,755	₱438,437



Interest income on investment securities at FVOCI and at amortized cost consists of:

	Consolidated			Parent Company		
	2024	2023	2022	2024	2023	2022
Investment securities at FVOCI	<b>₱23,035</b>	₱18,015	₱15,997	<b>₱19,717</b>	₱13,536	₱13,157
Investment securities at amortized cost	<b>26,979</b>	25,599	9,941	<b>25,597</b>	24,118	8,844
	<b>₱50,014</b>	₱43,614	₱25,938	<b>₱45,314</b>	₱37,654	₱22,001

In 2024, 2023 and 2022, foreign currency-denominated trading and investment securities bear nominal annual interest rates ranging from 0.10% to 10.63% for the Group and the Parent Company while peso-denominated trading and investment securities bear nominal annual interest rates ranging from 2.63% to 18.25%, 2.38% to 18.25%, and 2.38% to 18.25%, respectively, for the Group and the Parent Company.

Trading and securities gain/(loss) - net consists of:

	Consolidated			Parent Company		
	2024	2023	2022	2024	2023	2022
Investment securities at FVTPL	<b>₱2,462</b>	₱1,799	(₱4,128)	<b>₱1,903</b>	₱1,708	(₱3,515)
Derivative assets/liabilities – net	<b>5,334</b>	(1,922)	9,369	<b>5,348</b>	(1,923)	9,373
Debt securities at FVOCI	<b>1,511</b>	153	697	<b>1,331</b>	87	676
	<b>9,307</b>	30	5,938	<b>8,582</b>	(128)	6,534
Income (loss) attributable to non-equity non-controlling interests (Note 21)	<b>(403)</b>	(124)	463	–	–	–
	<b>₱8,904</b>	(₱94)	₱6,401	<b>₱8,582</b>	(₱128)	₱6,534

Trading gains on debt securities at FVOCI represent realized gains previously reported in OCI.

## 9. Loans and Receivables

This account consists of:

	Consolidated		Parent Company	
	2024	2023	2024	2023
Receivables from customers (Note 32)				
Commercial loans (Note 13)	<b>₱1,362,436</b>	₱1,166,207	<b>₱1,272,178</b>	₱1,085,887
Credit card	<b>173,084</b>	146,261	<b>173,084</b>	146,261
Auto loans	<b>113,884</b>	96,387	<b>23,424</b>	21,304
Residential mortgage loans	<b>97,931</b>	93,541	<b>54,087</b>	52,274
Trade loans	<b>68,311</b>	51,618	<b>62,758</b>	47,864
Others (Note 13)	<b>17,195</b>	13,032	<b>15,454</b>	10,684
	<b>1,832,841</b>	1,567,046	<b>1,600,985</b>	1,364,274
Less unearned discounts and capitalized interest	<b>17,738</b>	15,637	<b>15,597</b>	13,545
	<b>1,815,103</b>	1,551,409	<b>1,585,388</b>	1,350,729
Unquoted debt securities				
Private	<b>385</b>	829	<b>385</b>	386
Government	<b>18</b>	105	<b>18</b>	105
	<b>403</b>	934	<b>403</b>	491
Accrued interest receivable (Note 32)	<b>24,805</b>	20,895	<b>21,703</b>	17,396
Accounts receivable (Note 32)	<b>22,118</b>	15,094	<b>8,735</b>	7,655
Sales contract receivable	<b>23</b>	32	<b>18</b>	25
Other receivables	<b>12</b>	396	<b>2</b>	2
	<b>1,862,464</b>	1,588,760	<b>1,616,249</b>	1,376,298
Less allowance for credit losses (Note 15)	<b>46,454</b>	51,594	<b>38,630</b>	40,962
	<b>₱1,816,010</b>	₱1,537,166	<b>₱1,577,619</b>	₱1,335,336



Receivables from customers consist of:

	Consolidated		Parent Company	
	2024	2023	2024	2023
Loans and discounts	<b>₱1,754,641</b>	₱1,506,507	<b>₱1,527,835</b>	₱1,307,524
Less unearned discounts and capitalized interest	<b>17,738</b>	15,637	<b>15,597</b>	13,545
	<b>1,736,903</b>	1,490,870	<b>1,512,238</b>	1,293,979
Customers' liabilities under letters of credit (LC)/trust receipts	<b>64,682</b>	50,953	<b>59,129</b>	47,199
Bills purchased (Note 21)	<b>13,518</b>	9,586	<b>14,021</b>	9,551
	<b>₱1,815,103</b>	₱1,551,409	<b>₱1,585,388</b>	₱1,350,729

As of December 31, 2024 and 2023, receivables from customers of the Group include lease contract receivables amounting ₱2.0 billion (Note 13) and notes receivable financed amounting to ₱13.8 billion and ₱14.1 billion, respectively.

Interest income on loans and receivables consists of:

	Consolidated			Parent Company		
	2024	2023	2022	2024	2023	2022
Receivables from customers (Note 32)	<b>₱112,266</b>	₱96,103	₱66,112	<b>₱96,579</b>	₱82,103	₱53,653
Customers' liabilities under LC/trust receipts	<b>2,968</b>	2,503	1,773	<b>2,968</b>	2,503	1,773
Lease contract receivables	<b>1,490</b>	1,738	2,019	—	—	—
Others	<b>128</b>	195	277	<b>114</b>	183	270
	<b>₱116,852</b>	₱100,539	₱70,181	<b>₱99,661</b>	₱84,789	₱55,696

As of December 31, 2024 and 2023, 74.71% and 75.51%, respectively, of the total receivables from customers of the Group, and 82.31% and 83.22%, respectively, of the total receivables from customers of the Parent Company are subject to periodic interest repricing. In 2024, 2023 and 2022, the remaining peso receivables from customers earn annual fixed interest rates ranging from 3.00% to 40.38%, from 3.00% to 41.72%, and from 4.70% to 38.80%, respectively for the Group, and 3.80% to 36.00%, 3.80% to 36.00%, and 6.00% to 24.00% for the Parent Company, while foreign currency-denominated receivables from customers earn annual fixed interest rates ranging from 2.25% to 36.00%, from 1.00% to 36.00% and from 1.05% to 24.00%, respectively for the Group and 3.02% to 36.00%, 3.00% to 36.00% and 1.05% to 24.00%, respectively for the Parent Company.

## 10. Property and Equipment

The composition and movements in the account follow:

	Consolidated						Total
	Land	Buildings	Furniture, Fixtures and Equipment	Leasehold Improvements	BUC	ROU Assets	
<b>2024</b>							
<b>Cost</b>							
Balance at January 1	<b>₱5,941</b>	<b>₱17,157</b>	<b>₱22,346</b>	<b>₱5,344</b>	<b>₱327</b>	<b>₱9,945</b>	<b>₱61,060</b>
Additions	—	8	3,131	43	1,071	2,135	6,388
Disposals/early termination	—	—	(1,775)	(1)	—	(1,238)	(3,014)
Reclassification/others	(3)	(672)	4	249	(516)	(174)	(1,112)
<b>Balance at December 31</b>	<b>5,938</b>	<b>16,493</b>	<b>23,706</b>	<b>5,635</b>	<b>882</b>	<b>10,668</b>	<b>63,322</b>

(Forward)





Consolidated							
	Land	Buildings	Furniture, Fixtures and Equipment	Leasehold Improvements	BUC	ROU Assets	Total
<b>Accumulated depreciation and amortization</b>							
Balance at January 1	₱—	₱9,006	₱15,733	₱4,302	₱—	₱4,768	₱33,809
Depreciation and amortization	—	550	2,480	308	—	1,881	5,219
Disposals/early termination	—	—	(1,603)	(2)	—	(1,223)	(2,828)
Reclassification/others	—	(909)	10	(18)	—	(85)	(1,002)
<b>Balance at December 31</b>	—	8,647	16,620	4,590	—	5,341	35,198
<b>Allowance for impairment losses</b>	—	8	—	—	—	—	8
<b>Net book value at December 31</b>	<b>₱5,938</b>	<b>₱7,838</b>	<b>₱7,086</b>	<b>₱1,045</b>	<b>₱882</b>	<b>₱5,327</b>	<b>₱28,116</b>
<b>2023</b>							
<b>Cost</b>							
Balance at January 1	₱5,942	₱16,679	₱21,093	₱4,646	₱425	₱9,019	₱57,804
Additions	—	23	2,651	455	622	2,253	6,004
Disposals/early termination	—	—	(1,391)	(6)	—	(1,000)	(2,397)
Reclassification/others	(1)	455	(7)	249	(720)	(327)	(351)
<b>Balance at December 31</b>	<b>5,941</b>	<b>17,157</b>	<b>22,346</b>	<b>5,344</b>	<b>327</b>	<b>9,945</b>	<b>61,060</b>
<b>Accumulated depreciation and amortization</b>							
Balance at January 1	—	8,238	14,537	3,992	—	3,876	30,643
Depreciation and amortization	—	762	2,431	320	—	1,863	5,376
Disposals/early termination	—	—	(1,233)	(6)	—	(966)	(2,205)
Reclassification/others	—	6	(2)	(4)	—	(5)	(5)
<b>Balance at December 31</b>	—	9,006	15,733	4,302	—	4,768	33,809
<b>Allowance for impairment losses</b>	—	8	—	—	—	—	8
<b>Net book value at December 31</b>	<b>₱5,941</b>	<b>₱8,143</b>	<b>₱6,613</b>	<b>₱1,042</b>	<b>₱327</b>	<b>₱5,177</b>	<b>₱27,243</b>
Parent Company							
	Land	Buildings	Furniture, Fixtures and Equipment	Leasehold Improvements	BUC	ROU Assets	Total
<b>2024</b>							
<b>Cost</b>							
Balance at January 1	₱4,804	₱15,784	₱11,952	₱3,643	₱327	₱6,358	₱42,868
Additions	—	—	1,233	1	1,071	1,464	3,769
Disposals/early termination	—	—	(413)	—	—	(788)	(1,201)
Reclassification/others	(3)	(672)	32	250	(517)	3	(907)
<b>Balance at December 31</b>	<b>4,801</b>	<b>15,112</b>	<b>12,804</b>	<b>3,894</b>	<b>881</b>	<b>7,037</b>	<b>44,529</b>
<b>Accumulated depreciation and amortization</b>							
Balance at January 1	—	8,251	8,835	2,727	—	2,724	22,537
Depreciation and amortization	—	507	1,181	242	—	1,193	3,123
Disposals	—	—	(368)	—	—	(782)	(1,150)
Reclassification/others	—	(912)	34	(15)	—	8	(885)
<b>Balance at December 31</b>	—	7,846	9,682	2,954	—	3,143	23,625
<b>Allowance for impairment losses</b>	—	8	—	—	—	—	8
<b>Net book value at December 31</b>	<b>₱4,801</b>	<b>₱7,258</b>	<b>₱3,122</b>	<b>₱940</b>	<b>₱881</b>	<b>₱3,894</b>	<b>₱20,896</b>
<b>2023</b>							
<b>Cost</b>							
Balance at January 1	₱4,805	₱15,318	₱11,225	₱2,976	₱425	₱5,755	₱40,504
Additions	—	8	1,137	414	622	1,579	3,760
Disposals/early termination	—	—	(414)	—	—	(632)	(1,046)
Reclassification/others	(1)	458	4	253	(720)	(344)	(350)
<b>Balance at December 31</b>	<b>4,804</b>	<b>15,784</b>	<b>11,952</b>	<b>3,643</b>	<b>327</b>	<b>6,358</b>	<b>42,868</b>
<b>Accumulated depreciation and amortization</b>							
Balance at January 1	—	7,525	8,023	2,479	—	2,212	20,239
Depreciation and amortization	—	720	1,168	251	—	1,147	3,286
Disposals	—	—	(363)	—	—	(632)	(995)
Reclassification/others	—	6	7	(3)	—	(3)	7
<b>Balance at December 31</b>	—	8,251	8,835	2,727	—	2,724	22,537
<b>Allowance for impairment losses</b>	—	8	—	—	—	—	8
<b>Net book value at December 31</b>	<b>₱4,804</b>	<b>₱7,525</b>	<b>₱3,117</b>	<b>₱916</b>	<b>₱327</b>	<b>₱3,634</b>	<b>₱20,323</b>

As of December 31, 2024 and 2023, the cost of fully depreciated property and equipment still in use amounted to ₱9.6 billion and ₱8.2 billion, respectively, for the Group, and ₱6.5 billion and ₱5.4 billion, respectively, for the Parent Company.



## 11. Investments in Subsidiaries, Associates and a Joint Venture

Investments in subsidiaries consist of:

	2024	2023
Acquisition cost		
PSBank	<b>₱13,076</b>	₱13,076
FMIC	<b>11,751</b>	11,751
MBCL	<b>11,680</b>	10,079
Circa	<b>837</b>	837
First Metro Holdings USA, Inc. (formerly MR USA)	<b>365</b>	365
ORIX Metro	<b>265</b>	265
MR Japan	<b>102</b>	102
FMIRBI	<b>75</b>	—
MR UK	<b>31</b>	31
MRHL	<b>26</b>	26
MRSPL	<b>17</b>	17
Others	<b>25</b>	25
	<b>38,250</b>	36,574
Accumulated equity in net income		
Balance at January 1	<b>38,880</b>	34,775
Share in net income	<b>6,422</b>	5,237
Dividends	<b>(2,621)</b>	(1,132)
Balance at December 31	<b>42,681</b>	38,880
Equity in net unrealized gain (loss) on investment securities at FVOCI	<b>(368)</b>	(437)
Equity in net unrealized gain on remeasurement of retirement plan and translation adjustment and others	<b>1,843</b>	1,606
Equity in realized loss on sale of equity securities at FVOCI	<b>(351)</b>	(255)
Allowance for impairment loss (Note 15)	<b>(648)</b>	(474)
Carrying value		
PSBank	<b>38,826</b>	35,333
FMIC	<b>19,900</b>	20,658
MBCL	<b>16,970</b>	14,735
ORIX Metro	<b>4,463</b>	4,021
Circa	<b>294</b>	276
First Metro Holdings USA, Inc. (formerly MR USA)	<b>225</b>	199
MRSPL	<b>199</b>	192
MRHL	<b>88</b>	107
FMIRBI	<b>72</b>	—
MR Japan	<b>49</b>	65
MR UK	<b>37</b>	39
Others	<b>284</b>	269
	<b>₱81,407</b>	₱75,894



As of December 31, 2024 and 2023, allowance for impairment loss amounting to ₱647.7 million and ₱474.3 million, respectively, pertains to investment in FMIC.

The following subsidiaries have material non-controlling interests as of December 31, 2024 and 2023:

	Country of Incorporation and Principal Place of Business	Principal Activities	Effective Ownership of Non-Controlling Interest	
			2024	2023
ORIX Metro	Philippines	Leasing, Financing	40.14%	40.14%
PSBank	Philippines	Banking	11.62%	11.62%

The following table presents financial information of subsidiaries with material non-controlling interests as of December 31, 2024 and 2023:

	2024		2023	
	PSBank	ORIX Metro	PSBank	ORIX Metro
<b>Statement of Financial Position</b>				
Total assets	₱216,357	₱18,209	₱238,433	₱18,321
Total liabilities	172,251	7,049	198,279	8,273
Non-controlling interest	6,308	4,500	5,849	4,053
<b>Statement of Income</b>				
Gross income	19,962	4,567	21,029	4,699
Operating income	15,318	4,267	15,145	4,261
Net income	5,208	1,203	₱4,531	₱463
Net income attributable to non-controlling interest	605	483	526	188
Total comprehensive income	5,232	1,105	4,295	399
<b>Statement of Cash Flows</b>				
Net cash provided by (used in) operating activities	(46,222)	2,354	(38,312)	4,696
Net cash generated by (used in) investing activities	33,324	(1,056)	20,765	(751)
Net cash used in financing activities	(2,075)	(1,828)	(7,378)	(4,418)
Net decrease in cash and cash equivalents	(14,973)	(530)	(24,925)	(473)
Cash and cash equivalents at beginning of year	20,154	1,143	45,079	1,616
Cash and cash equivalents at end of year	5,181	613	20,154	1,143

#### *Investment in CIRCA*

On May 4, 2022, the stockholders of CIRCA 2000 Homes, Inc. approved the shortening of its corporate term to end on December 31, 2024 through an amendment of its Articles of Incorporation (AOI). The amended AOI was approved by the SEC on June 10, 2022.

#### *Investment in Orix Metro*

On April 20, 2022, the BOD of Orix Metro approved the voluntary surrender of its quasi banking license. This was approved by the BSP on June 23, 2022.

#### *Investment in FMIC*

On September 15, 2023, the SEC approved the following amendments on the Articles of Incorporation of FMIC:

1. Deletion of the primary purpose pertaining to the quasi- banking and trust activities of FMIC in view of BSP's approval to surrender its quasi-bank and trust license on March 25, 2021;
2. Decrease in the number of authorized common shares of FMIC from 800,000,000 to 16,000,000 shares and increase in the par value from ₱10.00 to ₱500.00 per share.



In 2024, FMIC disposed of its entire equity interest in the following subsidiaries as part of its strategic decision to streamline operations and focus on core businesses for a total consideration of ₱2.4 billion.

<b>Subsidiary Name</b>	<b>Principal Activities</b>	<b>Percentage of Ownership</b>	<b>Date of Disposal</b>
FAMI	Asset Management	70.0%	December 18, 2024
FMPEETFI	Exchange Traded Fund	25.7%	August 22, 2024
FMSLMMF	Mutual Fund	16.9%	August 22, 2024
FMSALEF	Mutual Fund	10.3%	August 22, 2024
FMSALBF	Mutual Fund	15.6%	August 22, 2024
FMSLDBF	Mutual Fund	26.1%	August 22, 2024
FMSLFIF	Mutual Fund	6.0%	August 22, 2024

Following the disposal, FMIC no longer has control or significant influence over the subsidiaries. As such, the financial position of the subsidiaries have been deconsolidated from the date of disposal, and the results of operations of these subsidiaries for the period up to the date of disposal have been included in the consolidated statement of profit or loss and other comprehensive income. Total net loss recognized from the disposal (included in 'Profit from assets sold') amounted to ₱77.1 million.

#### *Goodwill*

As of December 31, 2024 and 2023, the carrying amount of goodwill of the Group amounted to ₱4.5 billion and ₱4.7 billion, respectively, of which ₱4.4 billion pertains to the goodwill arising from the acquisition of the then Solidbank Corporation, which was merged with FMIC.

#### *Investment in FMIRBI*

On August 29, 2023, the BOD of the Parent Company approved the establishment of FMIRBI as an independent and wholly owned subsidiary subject to the approval of the BSP, Insurance Commission and Securities and Exchange Commission (SEC). This was approved by the BSP on December 11, 2023 subject to certain conditions. On April 11, 2024, the SEC approved the incorporation of FMIRBI. As of December 31, 2024, FMIRBI is in the process of obtaining approval from the Insurance Commission.

#### *Investment in MBCL*

Upon completion of the regulatory requirements, on May 20, 2024, the Parent Company infused an additional investment of RMB200.0 million to MBCL as approved by the Bangko Sentral ng Pilipinas (BSP) on December 11, 2023.

#### *Investment in First Metro Holdings USA, Inc. (formerly Metro Remittance (USA), Inc.)*

On July 24, 2024, the stockholders of Metro Remittance (USA), Inc. approved the change in business name of the Company from Metro Remittance (USA), Inc. to First Metro Holdings USA, Inc. through an amendment of its Articles of Incorporation (AOI). The amended AOI was approved by the California's Secretary of State on August 30, 2024.



Investment in associates and a joint venture consist of:

	Principal Activities	Consolidated		Parent Company	
		2024	2023	2024	2023
Acquisition cost:					
Lepanto Consolidated Mining Company (LCMC)					
(13.36% effectively owned)	Mining	₱2,527	₱2,527	₱—	₱—
SMFC (26.52% effectively owned)*	Financing	610	610	—	—
	Real estate				
Northpine Land, Inc. (NLI) (20.00% owned)	developer	232	232	232	232
Taal Land Inc. (TLI) (35.00% owned)	Real estate	178	178	178	178
Cathay International Resources Corporation (CIRC)					
(34.49% effectively owned)	Investment house	175	175	—	—
AXA Philippines Life and General Insurance Corporation					
(AXA Philippines) [formerly Philippine AXA Life					
Insurance Corporation (PALIC)]					
(27.97% effectively owned)	Insurance	172	172	—	—
SMBC Metro Investment Corporation (SMBC Metro)					
(30.00% owned)	Investment house	180	180	180	180
Others		42	42	—	—
		4,116	4,116	590	590
Accumulated equity in net income:					
Balance at January 1		3,531	2,970	295	251
Share in net income		765	875	(8)	44
Dividends		(464)	(314)	—	—
Balance at December 31		3,832	3,531	287	295
Equity in other comprehensive income		71	116	1	1
Return of investment - SMBC Metro		(180)	(180)	(180)	(180)
Allowance for impairment losses (Note 15)		(1,480)	(1,342)	(101)	(101)
Carrying value					
AXA Philippines		4,464	4,222	—	—
SMFC		892	870	—	—
NLI		555	563	555	563
LCMC		356	494	—	—
SMBC Metro		24	24	24	24
TLI		18	18	18	18
Others		50	50	—	—
		₱6,359	₱6,241	₱597	₱605

\* Represents investment in a JV of the Group and effective ownership interest of the Parent Company through PSBank.

The principal place of business of these associates is in the Philippines.

#### Investment of FMIC in LCMC

FMIC has the ability to exercise significant influence through a 5-year agreement with Philex Mining Corporation to jointly vote their 16.7% ownership. As of December 31, 2024 and 2023, LCMC-A shares are trading at ₱0.067 per share and ₱0.08 per share, respectively, and LCMC-B shares are trading at ₱0.067 per share and ₱0.078 per share, respectively. As of December 31, 2024 and 2023, there has been a significant decline in the fair value of the shares compared to the acquisition cost. In 2024 and 2023, the Group recognized impairment loss on the investment in LCMC amounting to ₱138.1 million and ₱458.3 million, respectively (Note 3).

The following tables present financial information of significant associates and a JV:

	Statements of Financial Position		Statements of Income and Other Comprehensive Income				Total Comprehensive Income (Loss)
	Total Assets	Total Liabilities	Gross Income	Operating Income (Loss)	Net Income (Loss)	OCI	
December 31, 2024							
AXA Philippines	₱185,999	₱170,103	₱19,351	₱3,290	₱2,487	(₱78)	₱2,409
LCMC	8,404	4,094	2,777	157	173	—	173
NLI	2,946	258	6	(59)	(37)	—	(37)
SMFC	6,332	3,289	1,707	379	259	—	259
CIRC	1,844	1,917	493	(113)	(65)	1	(64)



	Statements of Financial Position		Statements of Income and Other Comprehensive Income				
	Total Assets	Total Liabilities	Gross Income	Operating Income (Loss)	Net Income (Loss)	OCI	Total Comprehensive Income (Loss)
December 31, 2023							
AXA Philippines	₱177,539	₱162,503	₱18,746	₱3,436	₱2,647	₱831	₱3,478
LCMC	8,404	4,094	2,470	13	19	—	19
NLI	2,988	264	56	(54)	221	—	221
SMFC	7,711	4,805	1,803	288	215	(32)	183
CIRC	1,814	1,442	484	(109)	(109)	—	(109)

Major assets of significant associates and a JV include the following:

	2024	2023
AXA Philippines		
Cash and cash equivalents	₱7,757	₱9,342
Loans and receivables - net	1,171	1,668
Investment securities at FVTPL	1,770	1,896
Investment securities at FVOCI	25,113	20,362
Property and equipment	368	461
LCMC		
Inventories	443	468
Investments and advances	971	864
Mine exploration cost	11	10
Property, plant and equipment - net	5,694	5,685
NLI		
Cash and cash equivalents	1,278	1,148
Real estate properties	677	984
Receivables - net	947	821
SMFC		
Cash and cash equivalents	393	722
Receivables - net	5,489	6,430
CIRC		
Cash and cash equivalents	96	91
Receivables - net	173	70
Property, plant and equipment - net	1,087	1,087
Condominium units for sale/inventories	187	181

Dividends declared by investee companies of the Group Company follow:

Subsidiary/Associate	Date of Declaration	Per Share	Total Amount	Record Date	Payment Date
<b>2024</b>					
<b>Subsidiaries</b>					
<b>Cash Dividend</b>					
PSBank	January 18, 2024	₱0.75	₱320	February 2, 2024	February 19, 2024
PSBank	April 25, 2024	0.75	320	May 13, 2024	May 27, 2024
PSBank	July 25, 2024	0.75	320	August 9, 2024	August 27, 2024
PSBank	October 17, 2024	0.75	320	November 4, 2024	November 18, 2024
FMIC	April 1, 2024	201.38	1,500	April 30, 2024	June 28, 2024
FMSBC	April 15, 2024	59.17	100	April 15, 2024	July 12, 2024
OMLF Insurance Agency, Inc	January 5, 2024	28.41	71	January 5, 2024	January 31, 2024
PBC Capital Investment Corporation	April 30, 2024	10.00	30	April 30, 2024	May 31, 2024
<b>Associates</b>					
AXA Philippines	December 12, 2024	150.00	1,500	November 30, 2024	December 17, 2024
SMFC	June 28, 2024	5.45	109	June 13, 2024	July 23, 2024



Subsidiary/Associate	Date of Declaration	Per Share	Total Amount	Record Date	Payment Date
2023					
Subsidiaries					
Cash Dividend					
PSBank	January 26, 2023	₱0.75	₱320	February 10, 2023	February 27, 2023
PSBank	April 27, 2023	0.75	320	May 15, 2023	May 29, 2023
PSBank	July 20, 2023	0.75	320	August 4, 2023	August 22, 2023
PSBank	October 19, 2023	0.75	320	November 8, 2023	November 20, 2023
FMSBC	May 31, 2023	17.75	30	May 31, 2023	August 29, 2023
FAMI	June 22, 2023	67.00	100	June 30, 2023	December 15, 2023
Associates					
AXA Philippines	December 13, 2023	100	1,000	December 29, 2023	January 17, 2024
SMFC	June 23, 2023	9.60	192	July 10, 2023	July 19, 2023

## 12. Investment Properties

This account consists of foreclosed real estate properties and investments in real estate:

	Consolidated					
	2024			2023		
	Land	Buildings and Improvements	Total	Land	Buildings and Improvements	Total
<b>Cost</b>						
Balance at January 1	₱5,230	₱5,445	₱10,675	₱5,285	₱5,156	₱10,441
Additions	265	579	844	477	995	1,472
Disposals	(351)	(771)	(1,122)	(532)	(706)	(1,238)
<b>Balance at December 31</b>	<b>5,144</b>	<b>5,253</b>	<b>10,397</b>	<b>5,230</b>	<b>5,445</b>	<b>10,675</b>
<b>Accumulated depreciation and amortization</b>						
Balance at January 1	—	1,160	1,160	—	1,104	1,104
Depreciation and amortization	—	171	171	—	161	161
Disposals	—	(116)	(116)	—	(105)	(105)
<b>Balance at December 31</b>	<b>—</b>	<b>1,215</b>	<b>1,215</b>	<b>—</b>	<b>1,160</b>	<b>1,160</b>
<b>Allowance for impairment losses (Note 15)</b>						
Balance at January 1	1,221	187	1,408	1,229	207	1,436
Provision for (reversal of) impairment loss	4	13	17	—	12	12
Disposals	(11)	(37)	(48)	(8)	(32)	(40)
<b>Balance at December 31</b>	<b>1,214</b>	<b>163</b>	<b>1,377</b>	<b>1,221</b>	<b>187</b>	<b>1,408</b>
<b>Net book value at December 31</b>	<b>₱3,930</b>	<b>₱3,875</b>	<b>₱7,805</b>	<b>₱4,009</b>	<b>₱4,098</b>	<b>₱8,107</b>

	Parent Company					
	2024			2023		
	Land	Buildings and Improvements	Total	Land	Buildings and Improvements	Total
<b>Cost</b>						
Balance at January 1	₱3,243	₱1,951	₱5,194	₱3,329	₱1,562	₱4,891
Additions	153	184	337	280	506	786
Disposals	(165)	(190)	(355)	(366)	(117)	(483)
<b>Balance at December 31</b>	<b>3,231</b>	<b>1,945</b>	<b>5,176</b>	<b>3,243</b>	<b>1,951</b>	<b>5,194</b>
<b>Accumulated depreciation and amortization</b>						
Balance at January 1	—	606	606	—	584	584
Depreciation and amortization	—	71	71	—	60	60
Disposals	—	(47)	(47)	—	(38)	(38)
<b>Balance at December 31</b>	<b>—</b>	<b>630</b>	<b>630</b>	<b>—</b>	<b>606</b>	<b>606</b>
<b>Allowance for impairment losses (Note 15)</b>						
Balance at January 1	953	38	991	959	38	997
Disposals	(10)	—	(10)	(6)	—	(6)
<b>Balance at December 31</b>	<b>943</b>	<b>38</b>	<b>981</b>	<b>953</b>	<b>38</b>	<b>991</b>
<b>Net book value at December 31</b>	<b>₱2,288</b>	<b>₱1,277</b>	<b>₱3,565</b>	<b>₱2,290</b>	<b>₱1,307</b>	<b>₱3,597</b>

As of December 31, 2024 and 2023, foreclosed investment properties still subject to redemption period by the borrowers amounted to ₱776.1 million and ₱1.1 billion, respectively, for the Group, and ₱322.7 million and ₱462.2 million, respectively, for the Parent Company.

As of December 31, 2024 and 2023, aggregate market value of investment properties amounted to ₱16.6 billion and ₱16.1 billion, respectively, for the Group, and ₱8.9 billion and ₱8.3 billion, respectively, for the Parent Company, of which ₱10.0 billion and ₱9.1 billion, respectively, for the Group, and ₱8.9 billion and ₱8.1 billion, respectively, for the Parent Company were determined by



independent external appraisers. Information about the fair value measurement of investment properties are also presented in Note 5.

Rental income on investment properties (included in 'Leasing income' in the statements of income) in 2024, 2023 and 2022 amounted to ₱112.1 million, ₱92.8 million and ₱86.4 million, respectively, for the Group (Note 13).

Direct operating expenses on investment properties that did not generate rental income (included under 'Litigation expenses') in 2024, 2023 and 2022 amounted to ₱372.5 million, ₱389.7 million and ₱230.6 million, respectively, for the Group and ₱79.7 million, ₱78.6 million and ₱42.9 million, respectively, for the Parent Company (Note 25).

Net gains from sale of investment properties (included in 'Profit from assets sold' in the statements of income) in 2024, 2023 and 2022 amounted to ₱355.3 million, ₱1.7 billion and ₱442.6 million, respectively, for the Group, and ₱139.8 million, ₱1.6 billion and ₱208.4 million, respectively, for the Parent Company.

### 13. Leases

#### Group as a Lessee

As of December 31, 2024 and 2023, 60.14% and 59.51%, respectively, of the Parent Company's branch sites are under lease arrangements. Also, some of its subsidiaries lease the premises occupied by their Head Offices and most of their branches. The lease contracts are for periods ranging from 1 to 30 years and some are renewable at the Group's option under certain terms and conditions. Various lease contracts include escalation clauses, which bear an annual rent increase of 2% to 20% in 2024 and 2023. As of December 31, 2024 and 2023, the Group has no contingent rent payable.

The carrying amounts of lease liabilities (included in 'Other Liabilities' in Note 21) are as follows:

	Consolidated		Parent Company	
	2024	2023	2024	2023
Balance at January 1	₱5,764	₱5,661	₱4,018	₱3,845
Additions	2,135	2,253	1,464	1,579
Expiry/early termination	(12)	(22)	(8)	—
Accretion of interest	350	340	239	223
Payments	(2,194)	(2,121)	(1,384)	(1,302)
Others	(90)	(347)	4	(327)
Balance at December 31	₱5,953	₱5,764	₱4,333	₱4,018

The Group and the Parent Company recognized the following:

	Consolidated			Parent Company		
	2024	2023	2022	2024	2023	2022
Interest expense on lease liabilities	₱350	₱340	₱256	₱239	₱223	₱142
Rent expense from short-term leases and leases of low-value assets*	1,124	930	841	859	698	633

\* Included under 'Occupancy and equipment -related cost'





Future minimum rentals payable under non-cancelable leases follows:

	Consolidated		Parent Company	
	2024	2023	2024	2023
Within one year	<b>₱1,892</b>	₱1,454	<b>₱939</b>	₱847
After one year but not more than five years	<b>4,600</b>	3,209	<b>3,633</b>	1,908
More than five years	<b>675</b>	2,060	<b>604</b>	1,967
	<b>₱7,167</b>	₱6,723	<b>₱5,176</b>	₱4,722

As of December 31, 2024 and 2023, the Parent Company has undiscounted potential future rental payments arising from extension options expected not to be exercised and thus, not included in the calculation of lease liability amounting to ₱55.5 million and ₱67.6 million, respectively.

#### Group as a Lessor

The Group has entered into commercial property leases on its investment property portfolio, consisting of the Group's available office spaces and investment properties and lease agreements over various items of machinery and equipment which are non-cancelable and have remaining non-cancelable lease terms of between one to seven years. In 2024, 2023 and 2022, leasing income on investment properties amounted to ₱2.0 billion, ₱1.9 billion and ₱1.9 billion, respectively, for the Group, and ₱72.1 million, ₱78.3 million and ₱80.3 million, respectively, for the Parent Company.

Future minimum rentals receivable under non-cancelable operating leases follows:

	Consolidated		Parent Company	
	2024	2023	2024	2023
Within one year	<b>₱1,419</b>	₱1,304	<b>₱39</b>	₱55
After one year but not more than five years	<b>1,375</b>	1,058	<b>64</b>	90
More than five years	<b>—</b>	10	<b>—</b>	—
	<b>₱2,794</b>	₱2,372	<b>₱103</b>	₱145

#### Finance Leases

Lease contract receivables under finance leases, which are accounts of ORIX Metro, are due in monthly installments with terms ranging from one to seven years. These are broken down as follows (Note 9):

	2024	2023
Within one year	<b>₱433</b>	₱382
After one year but not more than five years	<b>1,562</b>	1,591
Greater than five years	<b>1</b>	—
	<b>₱1,996</b>	₱1,973



## 14. Other Assets

This account consists of:

	Consolidated		Parent Company	
	2024	2023	2024	2023
Software costs - net	₱4,177	₱3,344	₱3,687	₱2,995
Customized system development cost	2,715	2,321	2,715	2,321
Investment in SPVs	1,919	8,857	1,919	8,857
Prepaid expenses	1,591	1,338	1,252	1,004
Creditable withholding tax	1,082	1,228	542	479
Chattel properties acquired in foreclosure - net	943	826	61	72
Documentary and postage stamps on hand	610	482	581	459
Residual value of leased assets	391	470	—	—
Returned checks and other cash items	232	448	215	433
Assets held under joint operations (Note 32)	137	219	137	219
Interoffice float items	4	—	4	—
Miscellaneous (Note 27)	7,504	5,137	6,290	3,764
	21,305	24,670	17,403	20,603
Less allowance for impairment losses	3,356	10,285	3,346	10,274
	₱17,949	₱14,385	₱14,057	₱10,329

Movements in software costs account follow:

	Consolidated		Parent Company	
	2024	2023	2024	2023
<b>Cost</b>				
Balance at January 1	₱11,501	₱10,563	₱9,013	₱8,187
Additions	2,036	954	1,682	835
Disposals/reclassification/others	(93)	(16)	(7)	(9)
<b>Balance at December 31</b>	<b>13,444</b>	<b>11,501</b>	<b>10,688</b>	<b>9,013</b>
<b>Accumulated amortization</b>				
Balance at January 1	8,157	7,023	6,018	5,068
Amortization	1,153	1,134	984	945
Disposals/others	(43)	—	(1)	5
<b>Balance at December 31</b>	<b>9,267</b>	<b>8,157</b>	<b>7,001</b>	<b>6,018</b>
<b>Net book value at December 31</b>	<b>₱4,177</b>	<b>₱3,344</b>	<b>₱3,687</b>	<b>₱2,995</b>

Movements in chattel properties acquired in foreclosure follow:

	Consolidated		Parent Company	
	2024	2023	2024	2023
<b>Cost</b>				
Balance at January 1	₱1,059	₱821	₱92	₱113
Additions	4,013	2,546	56	75
Disposals/others	(3,980)	(2,308)	(62)	(96)
<b>Balance at December 31</b>	<b>1,092</b>	<b>1,059</b>	<b>86</b>	<b>92</b>
<b>Accumulated depreciation and amortization</b>				
Balance at January 1	232	221	19	14
Depreciation and amortization	243	251	20	20
Disposals/others	(327)	(240)	(15)	(15)
<b>Balance at December 31</b>	<b>148</b>	<b>232</b>	<b>24</b>	<b>19</b>
<b>Allowance for impairment losses</b>	<b>1</b>	<b>1</b>	<b>1</b>	<b>1</b>
<b>Net book value at December 31</b>	<b>₱943</b>	<b>₱826</b>	<b>₱61</b>	<b>₱72</b>



Assets held under joint operations are parcels of land and former branch sites of the Parent Company which were contributed to separate joint operations with FLI and Federal Land Orix Corporation (Note 32). These are carried at costs, which are lower than the net realizable values.

Investment in SPVs represents subordinated notes issued by Cameron Granville 3 Asset Management, Inc. and LNC 3 Asset Management, Inc. with face amount of ₱9.4 billion and ₱2.6 billion, respectively. These notes are non-interest bearing and payable over five (5) years starting April 1, 2006, with rollover of two (2) years at the option of the note issuers. The subordinated notes which are fully provided with allowance for impairment losses have gross carrying amount of ₱1.9 billion (after write-off) as of December 31, 2024 and ₱8.9 billion as of December 2023.

Miscellaneous assets include assets held in Trust which represents the fund set aside by the Parent Company and PSBank for the specific purpose of E-money balance liquidation in compliance with BSP Circular 1166. As provided in the circular, the amount held in the trust account shall not fall below the required minimum balance of at least 50.0% of the outstanding e-money balances. As of December 31, 2024, assets held in Trust for the Group and the Parent Company amounted to ₱1.2 billion and ₱1.0 billion, respectively. The remaining percentage of outstanding E-money balance was covered by government securities booked under 'Investment securities at amortized cost' amounting to ₱958.0 million for the Group and the Parent Company.

As of December 31, 2024, 2023 and 2022, the Group recognized (reversed) provision for credit losses on other non-financial other assets amounting to (₱25.2 million), ₱104.0 million, and ₱13.1 million, respectively (Note 15).

## 15. Allowance for Credit and Impairment Losses

An analysis of changes in the ECL allowances in 2024 and 2023 is as follows:

	Consolidated			
	Due from Other Banks	Interbank Loans Receivable	Investment Securities at FVOCI	Investment Securities at Amortized Cost
<b>2024</b>				
ECL allowance, January 1, 2024	₱51	₱36	₱809	₱375
Asset derecognized or repaid	(51)	(36)	—	—
New asset originated	68	61	—	—
Changes in assumptions	—	—	60	(54)
<b>ECL allowance, December 31, 2024</b>	<b>₱68</b>	<b>₱61</b>	<b>869</b>	<b>₱321</b>
<b>2023</b>				
ECL allowance, January 1, 2023	₱41	₱19	₱741	₱471
Asset derecognized or repaid	(41)	(19)	—	—
New asset originated	51	36	—	—
Changes in assumptions	—	—	68	(96)
<b>ECL allowance, December 31, 2023</b>	<b>₱51</b>	<b>₱36</b>	<b>₱809</b>	<b>₱375</b>



	Consolidated			
	Receivables from Customers			Total
	Stage 1	Stage 2	Stage 3	
<b>2024</b>				
Commercial loans				
ECL allowance, January 1, 2024	₱9,079	₱8,897	₱13,678	₱31,654
Newly originated assets that remained in Stage 1 as at year-end	5,433	—	—	5,433
Newly originated assets that moved to Stage 2 and Stage 3 as at year-end	—	666	6,486	7,152
Assets derecognized or repaid	(5,018)	(7,717)	(4,453)	(17,188)
Amounts written off	—	—	(881)	(881)
Transfers to/(from) Stage 1	43	—	—	43
Transfers to/(from) Stage 2	—	250	—	250
Transfers to/(from) Stage 3	—	—	(293)	(293)
Changes in assumptions	1,950	(568)	(338)	1,044
ECL allowance, December 31, 2024	11,487	1,528	14,199	27,214
Residential mortgage loans				
ECL allowance, January 1, 2024	506	718	516	1,740
Newly originated assets that remained in Stage 1 as at year-end	95	—	—	95
Newly originated assets that moved to Stage 2 and Stage 3 as at year-end	—	3	14	17
Assets derecognized or repaid	(106)	(94)	(102)	(302)
Transfers to/(from) Stage 1	354	—	—	354
Transfers to/(from) Stage 2	—	(301)	—	(301)
Transfers to/(from) Stage 3	—	—	(53)	(53)
Changes in assumptions	(477)	(34)	108	(403)
ECL allowance, December 31, 2024	372	292	483	1,147
Auto loans				
ECL allowance, January 1, 2024	2,190	724	1,567	4,481
Newly originated assets that remained in Stage 1 as at year-end	619	—	—	619
Newly originated assets that moved to Stage 2 and Stage 3 as at year-end	—	135	223	358
Assets derecognized or repaid	(279)	(159)	(221)	(659)
Amounts written off	—	—	(1,102)	(1,102)
Transfers to/(from) Stage 1	(73)	—	—	(73)
Transfers to/(from) Stage 2	—	(109)	—	(109)
Transfers to/(from) Stage 3	—	—	182	182
Changes in assumptions	(1,398)	183	418	(797)
ECL allowance, December 31, 2024	1,059	774	1,067	2,900
Credit card				
ECL allowance, January 1, 2024	1,902	2,788	3,481	8,171
Newly originated assets that remained in Stage 1 as at year-end	125	—	—	125
Assets derecognized or repaid	(16)	(89)	(116)	(221)
Amounts written off	—	—	(7,233)	(7,233)
Transfers to/(from) Stage 1	322	—	—	322
Transfers to/(from) Stage 2	—	(1,052)	—	(1,052)
Transfers to/(from) Stage 3	—	—	730	730
Changes in assumptions	(129)	1,939	7,498	9,308
ECL allowance, December 31, 2024	2,204	3,586	4,360	10,150
Trade loans				
ECL allowance, January 1, 2024	281	20	284	585
Newly originated assets that remained in Stage 1 as at year-end	282	—	—	282
Newly originated assets that moved to Stage 2 and Stage 3 as at year-end	—	—	123	123
Assets derecognized or repaid	(281)	(17)	(6)	(304)
Changes in assumptions	—	(1)	1	—
ECL allowance, December 31, 2024	282	2	402	686
Other loans				
ECL allowance, January 1, 2024	95	224	261	580
Newly originated assets that remained in Stage 1 as at year-end	54	—	—	54
Newly originated assets that moved to Stage 2 and Stage 3 as at year-end	—	19	15	34
Assets derecognized or repaid	57	(4)	(20)	33
Amounts written off	—	—	(193)	(193)
Transfers to/(from) Stage 1	(25)	—	—	(25)

(Forward)



	Consolidated			
	Receivables from Customers			Total
	Stage 1	Stage 2	Stage 3	
Transfers to/(from) Stage 2	₱–	(₱24)	₱–	(₱24)
Transfers to/(from) Stage 3	–	–	49	49
Changes in assumptions	(117)	(132)	119	(130)
ECL allowance, December 31, 2024	64	83	231	378
Total receivables from customers				
ECL allowance, January 1, 2024	14,053	13,371	19,787	47,211
Newly originated assets that remained in Stage 1 as at year-end	6,608	–	–	6,608
Newly originated assets that moved to Stage 2 and Stage 3 as at year-end	–	823	6,861	7,684
Assets derecognized or repaid	(5,643)	(8,080)	(4,918)	(18,641)
Amounts written off	–	(146)	(9,263)	(9,409)
Transfers to/(from) Stage 1	621	–	–	621
Transfers to/(from) Stage 2	–	(1,090)	–	(1,090)
Transfers to/(from) Stage 3	–	–	469	469
Changes in assumptions	(171)	1,387	7,806	9,022
ECL allowance, December 31, 2024	₱15,468	₱6,265	₱20,742	₱42,475
2023				
Commercial loans				
ECL allowance, January 1, 2023	₱7,739	₱8,668	₱14,918	₱31,325
Newly originated assets that remained in Stage 1 as at year-end	4,717	–	–	4,717
Newly originated assets that moved to Stage 2 and Stage 3 as at year-end	–	765	948	1,713
Assets derecognized or repaid	(4,132)	(1,201)	(2,359)	(7,692)
Amounts written off	–	–	(1,265)	(1,265)
Transfers to/(from) Stage 1	188	–	–	188
Transfers to/(from) Stage 2	–	(503)	–	(503)
Transfers to/(from) Stage 3	–	–	315	315
Changes in assumptions	567	1,168	1,121	2,856
ECL allowance, December 31, 2023	9,079	8,897	13,678	31,654
Residential mortgage loans				
ECL allowance, January 1, 2023	368	743	1,212	2,323
Newly originated assets that remained in Stage 1 as at year-end	106	–	–	106
Newly originated assets that moved to Stage 2 and Stage 3 as at year-end	–	5	4	9
Assets derecognized or repaid	(28)	(91)	(427)	(546)
Transfers to/(from) Stage 1	141	–	–	141
Transfers to/(from) Stage 2	–	56	–	56
Transfers to/(from) Stage 3	–	–	(197)	(197)
Changes in assumptions	(81)	5	(76)	(152)
ECL allowance, December 31, 2023	506	718	516	1,740
Auto loans				
ECL allowance, January 1, 2023	1,782	715	1,316	3,813
Newly originated assets that remained in Stage 1 as at year-end	1,609	–	–	1,609
Newly originated assets that moved to Stage 2 and Stage 3 as at year-end	–	164	188	352
Assets derecognized or repaid	(158)	(245)	(469)	(872)
Amounts written off	–	–	(156)	(156)
Transfers to/(from) Stage 1	(67)	–	–	(67)
Transfers to/(from) Stage 2	–	(7)	–	(7)
Transfers to/(from) Stage 3	–	–	74	74
Changes in assumptions	(976)	97	614	(265)
ECL allowance, December 31, 2023	2,190	724	1,567	4,481
Credit card				
ECL allowance, January 1, 2023	2,778	3,119	2,371	8,268
Newly originated assets that remained in Stage 1 as at year-end	267	–	–	267
Assets derecognized or repaid	(34)	(124)	(85)	(243)
Amounts written off	–	–	(5,286)	(5,286)
Transfers to/(from) Stage 1	97	–	–	97
Transfers to/(from) Stage 2	–	(1,064)	–	(1,064)
Transfers to/(from) Stage 3	–	–	967	967
Changes in assumptions	(1,206)	857	5,514	5,165
ECL allowance, December 31, 2023	1,902	2,788	3,481	8,171

(Forward)



	Consolidated			
	Receivables from Customers			
	Stage 1	Stage 2	Stage 3	Total
<b>Trade loans</b>				
ECL allowance, January 1, 2023	₱440	₱14	₱314	₱768
Newly originated assets that remained in Stage 1 as at year-end	281	—	—	281
Newly originated assets that moved to Stage 2 and Stage 3 as at year-end	—	16	1	17
Assets derecognized or repaid	(440)	(12)	(8)	(460)
Changes in assumptions	—	2	(23)	(21)
ECL allowance, December 31, 2023	281	20	284	585
<b>Other loans</b>				
ECL allowance, January 1, 2023	128	257	264	649
Newly originated assets that remained in Stage 1 as at year-end	60	—	—	60
Newly originated assets that moved to Stage 2 and Stage 3 as at year-end	—	62	14	76
Assets derecognized or repaid	(30)	(37)	(4)	(71)
Amounts written off	—	—	(160)	(160)
Transfers to/(from) Stage 1	26	—	—	26
Transfers to/(from) Stage 2	—	(50)	—	(50)
Transfers to/(from) Stage 3	—	—	24	24
Changes in assumptions	(89)	(8)	123	26
ECL allowance, December 31, 2023	95	224	261	580
<b>Total receivables from customers</b>				
ECL allowance, January 1, 2023	13,235	13,516	20,395	47,146
Newly originated assets that remained in Stage 1 as at year-end	7,040	—	—	7,040
Newly originated assets that moved to Stage 2 and Stage 3 as at year-end	—	1,012	1,155	2,167
Assets derecognized or repaid	(4,822)	(1,710)	(3,352)	(9,884)
Amounts written off	—	—	(6,867)	(6,867)
Transfers to/(from) Stage 1	385	—	—	385
Transfers to/(from) Stage 2	—	(1,568)	—	(1,568)
Transfers to/(from) Stage 3	—	—	1,183	1,183
Changes in assumptions	(1,785)	2,121	7,273	7,609
ECL allowance, December 31, 2023	₱14,053	₱13,371	₱19,787	₱47,211

	Consolidated			
	Other Receivables			
	Stage 1	Stage 2	Stage 3	Total
<b>2024</b>				
ECL allowance, January 1, 2024	₱139	₱27	₱883	₱1,049
Newly originated assets that remained in Stage 1 as at year-end	19	—	—	19
Newly originated assets that moved to Stage 2 and Stage 3 as at year-end	—	6	23	29
Assets derecognized or repaid	(20)	(14)	(347)	(381)
Amounts written off	—	—	(1)	(1)
Transfers to/(from) Stage 1	(1)	—	—	(1)
Transfers to/(from) Stage 3	—	—	1	1
Changes in assumptions	(106)	—	5	(101)
ECL allowance, December 31, 2024	₱31	₱19	₱564	₱614
<b>2023</b>				
ECL allowance, January 1, 2023	₱71	₱21	₱820	₱912
Newly originated assets that remained in Stage 1 as at year-end	34	—	—	34
Newly originated assets that moved to Stage 2 and Stage 3 as at year-end	—	10	163	173
Assets derecognized or repaid	(33)	(6)	(35)	(74)
Transfers to/(from) Stage 2	—	(1)	—	(1)
Transfers to/(from) Stage 3	—	—	12	12
Changes in assumptions	67	3	(77)	(7)
ECL allowance, December 31, 2023	₱139	₱27	₱883	₱1,049



	Consolidated			
	Loan Commitments and Financial Guarantees			
	Stage 1	Stage 2	Stage 3	Total
<b>2024</b>				
ECL allowance, January 1, 2024	₱849	₱226	₱—	₱1,075
Newly originated assets that remained in Stage 1 as at year-end	291	—	—	291
Newly originated assets that moved to Stage 2 and Stage 3 as at year-end	—	—	—	—
Assets derecognized or repaid	(39)	(2)	—	(41)
Amounts written off	(43)	(23)	—	(66)
Transfers to/(from) Stage 1	29	—	—	29
Transfers to/(from) Stage 2	—	(30)	—	(30)
Transfers to/(from) Stage 3	—	—	1	1
Changes in assumptions	(312)	204	3	(105)
ECL allowance, December 31, 2024	₱775	₱375	₱4	₱1,154
<b>2023</b>				
ECL allowance, January 1, 2023	₱934	₱256	₱—	₱1,190
Newly originated assets that remained in Stage 1 as at year-end	178	—	—	178
Newly originated assets that moved to Stage 2 and Stage 3 as at year-end	—	4	—	4
Assets derecognized or repaid	(41)	(22)	—	(63)
Transfers to/(from) Stage 1	60	—	—	60
Transfers to/(from) Stage 2	—	(60)	—	(60)
Changes in assumptions	(282)	48	—	(234)
ECL allowance, December 31, 2023	₱849	₱226	₱—	₱1,075

	Parent Company			
	Due from Other Banks	Interbank Loans Receivable	Investment Securities at FVOCI	Investment Securities at Amortized Cost
<b>2024</b>				
ECL allowance, January 1, 2024	₱36	₱33	₱809	₱361
Asset derecognized and repaid	(36)	(33)	—	—
New asset originated	62	54	—	—
Changes in assumptions	—	—	54	(51)
ECL allowance, December 31, 2024	₱62	₱54	₱863	₱310
<b>2023</b>				
ECL allowance, January 1, 2023	₱23	₱15	₱741	₱452
Asset derecognized and repaid	(23)	(15)	—	—
New asset originated	36	33	—	—
Changes in assumptions	—	—	68	(91)
ECL allowance, December 31, 2023	₱36	₱33	₱809	₱361

	Parent Company				
	Receivables from Customers				
	Stage 1	Stage 2	Stage 3	POCI	Total
<b>2024</b>					
<b>Commercial loans</b>					
ECL allowance, January 1, 2024	₱6,127	₱8,836	₱11,629	₱439	₱27,031
Newly originated assets that remained in Stage 1 as at year-end	4,895	—	—	—	4,895
Newly originated assets that moved to Stage 2 and Stage 3 as at year-end	—	653	5,898	—	6,551
Assets derecognized or repaid	(3,540)	(7,658)	(4,280)	—	(15,478)
Amounts written off	—	—	(378)	(439)	(817)
Transfers to/(from) Stage 1	(50)	—	—	—	(50)
Transfers to/(from) Stage 2	—	223	—	—	223
Transfers to/(from) Stage 3	—	—	(173)	—	(173)
Changes in assumptions	1,921	(569)	(342)	—	1,010
ECL allowance, December 31, 2024	9,353	1,485	12,354	—	23,192
<b>Residential mortgage loans</b>					
ECL allowance, January 1, 2024	312	144	321	—	777
Newly originated assets that remained in Stage 1 as at year-end	53	—	—	—	53
Newly originated assets that moved to Stage 2 and Stage 3 as at year-end	—	—	9	—	9
Assets derecognized or repaid	(98)	(47)	(70)	—	(215)
Transfers to/(from) Stage 1	32	—	—	—	32

(Forward)



	Parent Company				
	Receivables from Customers				
	Stage 1	Stage 2	Stage 3	POCI	Total
Transfers to/(from) Stage 2	₱–	₱1	₱–	₱–	₱1
Transfers to/(from) Stage 3	–	–	(33)	–	(33)
Changes in assumptions	(8)	23	84	–	99
ECL allowance, December 31, 2024	291	121	311	–	723
Auto loans					
ECL allowance, January 1, 2024	172	115	277	–	564
Newly originated assets that remained in Stage 1 as at year-end	71	–	–	–	71
Newly originated assets that moved to Stage 2 and Stage 3 as at year-end	–	3	5	–	8
Assets derecognized or repaid	(110)	(25)	(55)	–	(190)
Amounts written off	–	–	(15)	–	(15)
Transfers to/(from) Stage 1	85	–	–	–	85
Transfers to/(from) Stage 2	–	(81)	–	–	(81)
Transfers to/(from) Stage 3	–	–	(4)	–	(4)
Changes in assumptions	(75)	2	43	–	(30)
ECL allowance, December 31, 2024	143	14	251	–	408
Credit card					
ECL allowance, January 1, 2024	1,902	2,788	3,481	–	8,171
Newly originated assets that remained in Stage 1 as at year-end	125	–	–	–	125
Assets derecognized or repaid	(16)	(89)	(116)	–	(221)
Amounts written off	–	–	(7,233)	–	(7,233)
Transfers to/(from) Stage 1	322	–	–	–	322
Transfers to/(from) Stage 2	–	(1,052)	–	–	(1,052)
Transfers to/(from) Stage 3	–	–	730	–	730
Changes in assumptions	(129)	1,939	7,498	–	9,308
ECL allowance, December 31, 2024	2,204	3,586	4,360	–	10,150
Trade loans					
ECL allowance, January 1, 2024	281	20	284	–	585
Newly originated assets that remained in Stage 1 as at year-end	282	–	–	–	282
Newly originated assets that moved to Stage 2 and Stage 3 as at year-end	–	–	123	–	123
Assets derecognized or repaid	(281)	(17)	(6)	–	(304)
Changes in assumptions	–	(1)	1	–	–
ECL allowance, December 31, 2024	282	2	402	–	686
Other loans					
ECL allowance, January 1, 2024	–	6	72	–	78
Newly originated assets that remained in Stage 1 as at year-end	6	–	–	–	6
Assets derecognized or repaid	–	–	(1)	–	(1)
Accounts written off	–	–	(78)	–	(78)
Changes in assumptions	2	5	85	–	92
ECL allowance, December 31, 2024	8	11	78	–	97
Total receivables from customers					
ECL allowance, January 1, 2024	8,794	11,909	16,064	439	37,206
Newly originated assets that remained in Stage 1 as at year-end	5,432	–	–	–	5,432
Newly originated assets that moved to Stage 2 and Stage 3 as at year-end	–	656	6,035	–	6,691
Assets derecognized or repaid	(4,045)	(7,836)	(4,528)	–	(16,409)
Amounts written off	–	–	(7,704)	(439)	(8,143)
Transfers to/(from) Stage 1	389	–	–	–	389
Transfers to/(from) Stage 2	–	(909)	–	–	(909)
Transfers to/(from) Stage 3	–	–	520	–	520
Changes in assumptions	1,711	1,399	7,369	–	10,479
ECL allowance, December 31, 2024	₱12,281	₱5,219	₱17,756	₱–	₱35,256
2023					
Commercial loans					
ECL allowance, January 1, 2023	₱5,258	₱8,561	₱11,224	₱1,633	₱26,676
Newly originated assets that remained in Stage 1 as at year-end	3,208	–	–	–	3,208
Newly originated assets that moved to Stage 2 and Stage 3 as at year-end	–	740	352	–	1,092
Assets derecognized or repaid	(3,158)	(1,084)	(1,522)	–	(5,764)
Amounts written off	–	–	(145)	(927)	(1,072)
Transfers to/(from) Stage 1	193	–	–	–	193
Transfers to/(from) Stage 2	–	(542)	–	–	(542)

(Forward)





	Parent Company				
	Receivables from Customers				
	Stage 1	Stage 2	Stage 3	POCI	Total
Transfers to/(from) Stage 3	P-	P-	P349	P-	P349
Changes in assumptions	626	1,161	1,371	(267)	2,891
ECL allowance, December 31, 2023	6,127	8,836	11,629	439	27,031
Residential mortgage loans					
ECL allowance, January 1, 2023	121	195	900	-	1,216
Newly originated assets that remained in Stage 1 as at year-end	63	-	-	-	63
Newly originated assets that moved to Stage 2 and Stage 3 as at year-end	-	1	-	-	1
Assets derecognized or repaid	(17)	(46)	(385)	-	(448)
Transfers to/(from) Stage 1	154	-	-	-	154
Transfers to/(from) Stage 2	-	25	-	-	25
Transfers to/(from) Stage 3	-	-	(179)	-	(179)
Changes in assumptions	(9)	(31)	(15)	-	(55)
ECL allowance, December 31, 2023	312	144	321	-	777
Auto loans					
ECL allowance, January 1, 2023	75	146	377	-	598
Newly originated assets that remained in Stage 1 as at year-end	95	-	-	-	95
Newly originated assets that moved to Stage 2 and Stage 3 as at year-end	-	47	2	-	49
Assets derecognized or repaid	(25)	(62)	(120)	-	(207)
Amounts written off	-	-	(10)	-	(10)
Transfers to/(from) Stage 1	40	-	-	-	40
Transfers to/(from) Stage 2	-	(35)	-	-	(35)
Transfers to/(from) Stage 3	-	-	(5)	-	(5)
Changes in assumptions	13	19	33	-	39
ECL allowance, December 31, 2023	172	115	277	-	564
Credit card					
ECL allowance, January 1, 2023	2,779	3,119	2,370	-	8,268
Newly originated assets that remained in Stage 1 as at year-end	267	-	-	-	267
Assets derecognized or repaid	(34)	(124)	(85)	-	(243)
Amounts written off	-	-	(5,286)	-	(5,286)
Transfers to/(from) Stage 1	96	-	-	-	96
Transfers to/(from) Stage 2	-	(1,064)	-	-	(1,064)
Transfers to/(from) Stage 3	-	-	968	-	968
Changes in assumptions	(1,206)	857	5,514	-	5,165
ECL allowance, December 31, 2023	1,902	2,788	3,481	-	8,171
Trade loans					
ECL allowance, January 1, 2023	440	14	314	-	768
Newly originated assets that remained in Stage 1 as at year-end	281	-	-	-	281
Newly originated assets that moved to Stage 2 and Stage 3 as at year-end	-	16	1	-	17
Assets derecognized or repaid	(440)	(12)	(8)	-	(460)
Changes in assumptions	-	2	(23)	-	(21)
ECL allowance, December 31, 2023	281	20	284	-	585
Other loans					
ECL allowance, January 1, 2023	9	-	43	-	52
Newly originated assets that remained in Stage 1 as at year-end	4	-	-	-	4
Newly originated assets that moved to Stage 2 and Stage 3 as at year-end	-	-	1	-	1
Assets derecognized or repaid	-	-	(2)	-	(2)
Accounts written off	-	-	(47)	-	(47)
Changes in assumptions	(13)	6	77	-	70
ECL allowance, December 31, 2023	-	6	72	-	78
Total receivables from customers					
ECL allowance, January 1, 2023	8,682	12,035	15,228	1,633	37,578
Newly originated assets that remained in Stage 1 as at year-end	3,918	-	-	-	3,918
Newly originated assets that moved to Stage 2 and Stage 3 as at year-end	-	804	356	-	1,160
Assets derecognized or repaid	(3,674)	(1,328)	(2,122)	-	(7,124)
Amounts written off	-	-	(5,488)	(927)	(6,415)
Transfers to/(from) Stage 1	483	-	-	-	483
Transfers to/(from) Stage 2	-	(1,616)	-	-	(1,616)
Transfers to/(from) Stage 3	-	-	1,133	-	1,133
Changes in assumptions	(615)	2,014	6,957	(267)	8,089
ECL allowance, December 31, 2023	P8,794	P11,909	P16,064	P439	P37,206



	Parent Company			
	Other Receivables			
	Stage 1	Stage 2	Stage 3	Total
<b>2024</b>				
ECL allowance, January 1, 2024	₱117	₱12	₱845	₱974
Newly originated assets that remained in Stage 1 as at year-end	13	—	—	13
Newly originated assets that moved to Stage 2 and Stage 3 as at year-end	—	4	16	20
Assets derecognized or repaid	(18)	(10)	(315)	(343)
Amounts written off	—	—	(1)	(1)
Transfers to/(from) Stage 2	—	1	—	1
Transfers to/(from) Stage 3	—	—	(1)	(1)
Changes in assumptions	(92)	(1)	(7)	(100)
ECL allowance, December 31, 2024	₱20	₱6	₱537	₱563
<b>2023</b>				
ECL allowance, January 1, 2023	₱49	₱3	₱794	₱846
Newly originated assets that remained in Stage 1 as at year-end	20	—	—	20
Newly originated assets that moved to Stage 2 and Stage 3 as at year-end	—	8	153	161
Assets derecognized or repaid	(31)	(2)	(20)	(53)
Amounts written off	—	—	(1)	(1)
Transfers to/(from) Stage 3	—	—	9	9
Changes in assumptions	79	3	(90)	(8)
ECL allowance, December 31, 2023	₱117	₱12	₱845	₱974

	Parent Company			
	Loan Commitments and Financial Guarantees			
	Stage 1	Stage 2	Stage 3	Total
<b>2024</b>				
ECL allowance, January 1, 2024	₱769	₱226	₱—	₱995
Newly originated assets that remained in Stage 1 as at year-end	298	—	—	298
Newly originated assets that moved to Stage 2 as at year-end	—	—	—	—
Assets derecognized or repaid	(39)	(2)	—	(41)
Amounts written off	(43)	(23)	—	(66)
Transfers to/(from) Stage 1	29	—	—	29
Transfers to/(from) Stage 2	—	(30)	—	(30)
Transfers to/(from) Stage 3	—	—	1	1
Changes in assumptions	(314)	204	3	(107)
ECL allowance, December 31, 2024	₱700	₱375	₱4	₱1,079
<b>2023</b>				
ECL allowance, January 1, 2023	₱841	₱256	₱—	₱1,097
Newly originated assets that remained in Stage 1 as at year-end	187	—	—	187
Newly originated assets that moved to Stage 2 as at year-end	—	4	—	4
Assets derecognized or repaid	(41)	(22)	—	(63)
Transfers to/(from) Stage 1	60	—	—	60
Transfers to/(from) Stage 2	—	(60)	—	(60)
Changes in assumptions	(278)	48	—	(230)
ECL allowance, December 31, 2023	₱769	₱226	₱—	₱995

As of December 31, 2024 and 2023, the ECL allowances on loan commitments and financial guarantees are included in ‘Miscellaneous liabilities’ under ‘Other liabilities’ (Note 21).

The ECL allowance on accounts receivables of the Group and the Parent Company based on their aging as of December 31, 2024 and 2023 follows:

Age of accounts receivables	Consolidated		Parent Company	
	2024	2023	2024	2023
Up to 1 month	₱94	₱69	₱69	₱63
> 1 to 2 months	6	3	5	1
> 2 to 3 months	3	1	2	—
More than 3 months	3,262	3,261	2,735	2,718
Total ECL	₱3,365	₱3,334	₱2,811	₱2,782



Below is the breakdown of provision for (reversal of) credit and impairment losses:

	Consolidated			Parent Company		
	2024	2023	2022	2024	2023	2022
Financial assets and other credit-related exposures:						
Loans and receivables	₱6,055	₱7,996	₱7,777	₱6,202	₱6,187	₱5,740
Investment securities	3	(62)	29	—	—	—
Interbank loans receivable	4	(1)	(10)	—	—	—
Due from other banks	(9)	(4)	(13)	—	—	—
	6,053	7,929	7,783	6,202	6,187	5,740
Non-financial assets:						
Investment properties	17	12	104	—	—	—
Goodwill	177	474	—	4	—	—
Investments in subsidiaries, associates and a joint venture	138	459	212	173	474	—
Other assets	(25)	104	13	—	—	—
	307	1,049	329	177	474	—
	₱6,360	₱8,978	₱8,112	₱6,379	₱6,661	₱5,740

With the foregoing level of allowance for credit and impairment losses, management believes that the Group has sufficient allowance to take care of any losses that the Group may incur from the non-collection or non-realization of its receivables and other risk assets.

## 16. Deposit Liabilities

As of December 31, 2023, the LTNCDs of the Group and the Parent Company (which matured in 2024) consist of the following:

BSP Approval Date	Interest Rate	Issue Date	Maturity Date	Amount
Parent Company				
August 12, 2016	3.88%	July 20, 2017	July 20, 2024	₱3,750
July 19, 2018	5.38%	October 4, 2018	April 4, 2024	8,680
				12,430
PSBank				
July 13, 2018	5.00%	August 9, 2018	February 9, 2024	5,084
				₱17,514

As of December 31, 2024 and 2023, 17.54% and 17.27%, respectively, of the total interest-bearing deposit liabilities of the Group, and 15.36% and 14.04%, respectively, of the total interest-bearing deposit liabilities of the Parent Company are subject to periodic interest repricing. In 2024, 2023 and 2022 the outstanding peso deposit liabilities (excluding LTNCDs above) of the Group and the Parent Company earn annual fixed interest rates ranging from 0.06% to 6.59%, while the outstanding foreign currency-denominated deposit liabilities earn annual fixed interest rates ranging from 0.05% to 6.46%, from 0.00% to 8.84% and from 0.00% to 8.84%, respectively for the Group and Parent Company.

Interest expense on deposit liabilities consists of:

	Consolidated			Parent Company		
	2024	2023	2022	2024	2023	2022
CASA	₱982	₱987	₱932	₱767	₱769	₱732
Time	47,779	39,043	9,277	41,250	32,042	5,482
LTNCD	214	1,090	1,211	201	829	915
	₱48,975	₱41,120	₱11,420	₱42,218	₱33,640	₱7,129



### Reserve Requirement

In September 2024, BSP Circular No. 1201 was issued reducing the reserve requirements against deposit and deposit substitute liabilities from 9.5% to 7.00% effective reserve week starting October 25, 2024. Reserve requirements for peso-denominated LTNCDs and Other Bonds are still at 4% & 3% respectively. The required reserves can be kept in the form of deposit maintained in the demand deposit accounts with the BSP and any government securities used as compliance until they mature. Further, BSP Circular No. 1100 issued in 2020 and amended by BSP Circular No. 1155 issued in 2022 allowing banks to use peso denominated loans that are granted after March 15, 2020 to (1) micro-small-and-medium-enterprises (MSMEs) and (2) large enterprise excluding banks and non-bank financial institutions with quasi-banking functions that met the definition of MSMEs/large enterprise as alternative compliances with the reserve requirements. The use of MSMEs loans/loans to large enterprises as allowable alternative compliance with reserve requirements was available until June 30, 2023 only. The Parent Company and PSBank were in compliance with the reserve requirements as of December 31, 2024 and 2023.

The total statutory and liquidity reserves (included in 'Due from BSP' account) as reported to the BSP are as follows:

	2024	2023
Parent Company	<b>₱148,945</b>	₱198,061
PSBank	<b>1,183</b>	9,746
	<b>₱150,128</b>	₱207,807

## 17. Bills Payable and Securities Sold Under Repurchase Agreements

This account consists of borrowings from:

	Consolidated		Parent Company	
	2024	2023	2024	2023
SSURA	<b>₱276,628</b>	₱134,800	<b>₱276,628</b>	₱132,234
Foreign banks	<b>20,969</b>	16,637	<b>7,785</b>	7,282
Local banks	<b>3,050</b>	5,446	<b>2,123</b>	1,554
Deposit substitutes	<b>5</b>	13	<b>5</b>	11
	<b>₱300,652</b>	₱156,896	<b>₱286,541</b>	₱141,081

Interbank borrowings with foreign and local banks are mainly short-term borrowings. Deposit substitutes pertain to borrowings from the public.

The following are the carrying values of government debt securities (Note 8) pledged and transferred under SSURA transactions of the Group and the Parent Company:

	Consolidated				Parent Company			
	2024		2023		2024		2023	
	Transferred Securities	SSURA	Transferred Securities	SSURA	Transferred Securities	SSURA	Transferred Securities	SSURA
Investment securities at FVTPL	<b>₱83,564</b>	<b>₱83,292</b>	₱—	₱—	<b>₱83,564</b>	<b>₱83,292</b>	₱—	₱—
Investment securities at FVOCI								
Government	<b>46,677</b>	<b>43,099</b>	115,803	101,291	<b>46,677</b>	<b>43,099</b>	115,803	101,291
Private	—	—	2,294	2,294	—	—	—	—
Investment securities at amortized cost	<b>168,582</b>	<b>150,237</b>	35,925	31,215	<b>168,582</b>	<b>150,237</b>	35,654	30,943
	<b>₱298,823</b>	<b>₱276,628</b>	₱154,022	₱134,800	<b>₱298,823</b>	<b>₱276,628</b>	₱151,457	₱132,234



The Group's peso borrowings are subject to annual fixed interest rates ranging from 4.75% to 5.91%, from 2.90% to 6.45% and from 2.60% to 6.88% in 2024, 2023 and 2022, respectively, while the Group's foreign currency-denominated borrowings are subject to annual fixed interest rates ranging from 0.00% to 6.63%, from 0.00% to 7.50% and from 0.00% to 6.58% in 2024, 2023 and 2022, respectively. For the Parent Company, the peso borrowings are subject to annual fixed interest rates of 4.75% in 2024, 4.13% to 4.75% in 2023 and 3.75% to 6.88% in 2022, respectively, while the foreign currency-denominated borrowings are subject to annual fixed interest rates ranging from 0.00% to 6.63%, from 0.00% to 7.50% and from 0.00% to 6.58% in 2024, 2023 and 2022, respectively.

Interest expense on bills payable (included in the 'Interest expense on bills payable and SSURA, bonds payable, subordinated debts and others' in the statements of income) in 2024, 2023 and 2022 amounted to ₱9.4 billion, ₱3.9 billion and ₱1.8 billion, respectively, for the Group and ₱9.0 billion, ₱3.4 billion and ₱1.1 billion, respectively, for the Parent Company.

## 18. Accrued Interest and Other Expenses

This account consists of:

	Consolidated		Parent Company	
	2024	2023	2024	2023
Accrued interest (Note 32)	<b>₱10,521</b>	₱7,302	<b>₱9,476</b>	₱5,904
Accrued other expenses	<b>13,023</b>	12,483	<b>10,511</b>	9,770
	<b>₱23,544</b>	₱19,785	<b>₱19,987</b>	₱15,674

Accrued other expenses include accruals for compensation and fringe benefits, rentals, percentage and other taxes, professional fees, advertising and information technology expenses and other expenses.

## 19. Bonds Payable

This account consists of the following scripless fixed rate bonds:

Issue Date	Maturity Date	Interest Rate	Face Value	Carrying Value	
				2024	2023
Parent Company					
<u>Fixed Rated Bonds</u>					
October 28, 2022	April 28, 2024	5.00%	₱23,717	₱–	₱23,676
June 4, 2021	September 4, 2026	3.60%	19,000	18,953	18,924
<u>USD Senior Unsecured Notes</u>					
July 15, 2020	January 15, 2026	2.125%	US\$500	28,819	27,489
March 6, 2024	March 6, 2029	5.375%	500	28,646	–
March 6, 2024	March 6, 2034	5.500%	500	28,440	–
				104,858	70,089
<u>Fixed Rated Bonds</u>					
MBCL					
June 25, 2024	June 25, 2027	2.60%	CN¥300	2,378	–
				₱107,236	₱70,089



Specific terms of these bonds follow:

*Parent Company*

- ₱23.7 billion fixed rate bonds issued on October 28, 2022 with issue price at 100% face value, which bear an interest rate of 5.00% per annum, payable quarterly in arrears on January 28, April 28, July 28 and October 28 of each year, commencing on January 28, 2023. The bonds matured on April 28, 2024. Total bond issuance costs amounted to ₱194.8 million.
- ₱19.0 billion fixed rate bonds issued on June 4, 2021 with issue price at 100% face value, which bear an interest rate of 3.60% per annum, payable quarterly in arrears on March 4, June 4, September 4 and December 4 of each year, commencing on September 4, 2021. The bonds will mature on September 4, 2026. Total bond issuance costs amounted to ₱156.0 million.
- US\$500 million senior unsecured notes issued on July 15, 2020 with issue price at 99.096% face value, which bear an interest rate of 2.125% per annum, payable semi-annually in arrears on January 15 and July 15 of each year, commencing on January 15, 2021. The bonds will mature on January 15, 2026. Total bond issuance costs amounted to ₱484.9 million.
- US\$500 million senior unsecured notes issued on March 6, 2024 with issue price at 99.879% face value, which bear an interest rate of 5.375% per annum, payable semi-annually in arrears on March 6 and September 6 of each year, commencing on September 6, 2024. The bonds will mature on March 6, 2029. Total bond issuance costs amounted to ₱326.7 million.
- US\$500 million senior unsecured notes issued on March 6, 2024 with issue price at 99.25% face value, which bear an interest rate of 5.50% per annum, payable semi-annually in arrears on March 6 and September 6 of each year, commencing on September 6, 2024. The bonds will mature on March 6, 2034. Total bond issuance costs amounted to ₱520.9 million.

*PSBank*

- ₱4.65 billion fixed rate bonds issued on February 4, 2020 with issue price at 100% face value, which bear an interest rate of 4.50% per annum, payable quarterly in arrears on February 4, May 4, August 4 and November 4 of each year, commencing on May 4, 2020. The bonds matured on February 4, 2023. Total bond issuance costs amounted to ₱42.7 million.

*MBCL*

- CN¥300 million fixed rate bonds issued on June 25, 2024 with issue price at 100% face value, which bear an interest rate of 2.60% per annum, payable annually commencing on June 27, 2024. The bonds will mature on June 25, 2027.

Interest expense on bonds payable in 2024, 2023 and 2022 amounted to ₱4.8 billion, ₱3.1 billion and ₱3.0 billion, respectively, for the Group, and ₱4.7 billion, ₱3.1 billion and ₱2.8 billion, respectively, for the Parent Company. As of December 31, 2024 and 2023, unamortized bond issue costs amounted to ₱909.2 million and ₱313.1 million, respectively, for the Group and Parent Company.

Reserve Requirement

Peso-denominated bonds are subject to reserves equivalent to 3% in 2024 and 2023. The Parent Company and PSBank were in compliance with such requirements as of December 31, 2024 and 2023.



## 20. Subordinated Debts

On December 20, 2013, Metrobank Card Corporation issued ₱1.2 billion subordinated notes with an issue price of 100% face value (absorbed by the Parent Company on January 3, 2020 relative to the merger), which bear an interest rate of 6.21% per annum and matured in December 20, 2023. The interest of the notes are payable quarterly in arrears every March 20, June 20, September 20 and December 20 each year, commencing on March 20, 2014. The Parent Company is in compliance with the terms and conditions upon which these subordinated notes have been issued.

In 2023 and 2022, interest expense on subordinated debt included in 'Interest expense on bills payable and SSURA, bonds payable, subordinated debt and others' amounted to ₱71.2 million and ₱73.7 million, respectively (including amortization of debt issue cost of ₱1.0 million and ₱1.1 million, respectively).

## 21. Non-equity Non-controlling Interest and Other Liabilities

### Non-equity Non-controlling Interest

This account arises when mutual funds are consolidated and where the Group holds less than 100.00% of the investment in these funds. When this occurs, the Group acquires a liability in respect of non-controlling interests in the funds of which the Group has control. Such non-controlling interests are distinguished from equity non-controlling interests in that the Group does not hold an equity stake in such funds. In 2024, FMIC disposed of its entire interest in these mutual funds (Note 11).

Income (loss) attributable to non-equity non-controlling interests amounting to (₱403.0 million) in 2024, (₱124.0 million) in 2023, and ₱462.7 million in 2022, is included under 'Trading and securities gain (loss) - net' in the statements of income (Note 8).

### Other Liabilities

This account consists of:

	<b>Consolidated</b>		<b>Parent Company</b>	
	<b>2024</b>	<b>2023</b>	<b>2024</b>	<b>2023</b>
Accounts payable	<b>₱40,034</b>	₱27,490	<b>₱20,665</b>	₱14,167
Marginal deposits	<b>18,801</b>	10,756	<b>17</b>	551
Bills purchased - contra (Note 9)	<b>13,889</b>	9,486	<b>13,889</b>	9,444
Lease liability (Note 13)	<b>5,953</b>	5,764	<b>4,333</b>	4,018
Retirement liability (Note 27)	<b>3,246</b>	2,910	<b>3,144</b>	2,553
Other credits	<b>1,924</b>	1,717	<b>1,703</b>	1,547
Deferred revenues (Note 25)	<b>1,769</b>	1,511	<b>1,769</b>	1,511
Withholding taxes payable	<b>1,451</b>	1,044	<b>1,348</b>	894
Outstanding acceptances	<b>1,178</b>	1,498	<b>1,178</b>	1,498
Deposits on lease contracts	<b>665</b>	783	<b>—</b>	—
Miscellaneous (Notes 11 and 15)	<b>5,240</b>	7,889	<b>4,257</b>	6,556
	<b>₱94,150</b>	₱70,848	<b>₱52,303</b>	₱42,739

Deferred revenues include deferral and recognition of loyalty points program transactions and membership fees and dues for credit card business. Miscellaneous liabilities include provision on committed lines (Note 15), due to the Treasurer of the Philippines and interoffice float items.



## 22. Maturity Profile of Assets and Liabilities

The following tables present the assets and liabilities by contractual maturity and settlement dates:

	Consolidated					
	2024			2023		
	Due Within One Year	Due Beyond One Year	Total	Due Within One Year	Due Beyond One Year	Total
<b>Financial Assets - at gross</b>						
Cash and other cash items	P33,726	P—	P33,726	P39,431	P—	P39,431
Due from BSP	150,128	—	150,128	207,807	—	207,807
Due from other banks	82,136	—	82,136	90,586	—	90,586
Interbank loans receivable and SPURA	81,348	—	81,348	73,015	—	73,015
Investment securities at FVTPL	217,463	8,839	226,302	58,247	16,609	74,856
Investment securities at FVOCI	153,937	419,064	573,001	223,336	313,287	536,623
Investment securities at amortized cost	8,545	466,800	475,345	6,745	464,268	471,013
Loans and receivables (Note 9)						
Receivables from customers	834,909	997,932	1,832,841	725,367	841,679	1,567,046
Unquoted debt securities	403	—	403	829	105	934
Accrued interest receivable	24,805	—	24,805	20,895	—	20,895
Accounts receivable	21,630	488	22,118	15,064	30	15,094
Sales contract receivable	18	5	23	22	10	32
Other receivables	8	4	12	391	5	396
Other assets (Note 14)						
Investments in SPVs	1,919	—	1,919	8,857	—	8,857
Returned checks and other cash items	232	—	232	448	—	448
Inter office float items	4	—	4	—	—	—
Miscellaneous	1,151	26	1,177	4	26	30
	<b>1,612,362</b>	<b>1,893,158</b>	<b>3,505,520</b>	<b>1,471,044</b>	<b>1,636,019</b>	<b>3,107,063</b>
<b>Non-Financial Assets - at gross</b>						
Property and equipment (Note 10)	—	63,322	63,322	—	61,060	61,060
Investments in associates and a JV (Note 11)	—	7,839	7,839	—	7,583	7,583
Investment properties (Note 12)	—	10,397	10,397	—	10,675	10,675
Deferred tax assets (Note 28)	—	18,037	18,037	—	14,171	14,171
Goodwill (Note 11)	—	6,403	6,403	—	6,403	6,403
Assets held under joint operations (Note 14)	—	137	137	—	219	219
Residual value of leased asset (Note 14)	168	223	391	233	237	470
Other assets (Note 14)	3,283	23,578	26,861	3,048	19,988	23,036
	<b>3,451</b>	<b>129,936</b>	<b>133,387</b>	<b>3,281</b>	<b>120,336</b>	<b>123,617</b>
	<b>P1,615,813</b>	<b>P2,023,094</b>	<b>3,638,907</b>	<b>P1,474,325</b>	<b>P1,756,355</b>	<b>3,230,680</b>
Less:						
Unearned discounts and capitalized interest (Note 9)			17,738			15,637
Accumulated depreciation and amortization (Notes 10, 12 and 14)			45,828			43,358
Allowance for credit and impairment losses (Notes 10, 11, 12, 14, and 15)			54,986			66,783
			<b>P3,520,355</b>			<b>P3,104,902</b>
<b>Financial Liabilities</b>						
Deposit liabilities						
Demand	P608,370	P—	P608,370	P586,345	P—	P586,345
Savings	879,568	—	879,568	853,028	—	853,028
Time	1,065,219	20,721	1,085,940	907,578	18,307	925,885
LTNCD (Note 16)	—	—	—	17,514	—	17,514
	<b>2,553,157</b>	<b>20,721</b>	<b>2,573,878</b>	<b>2,364,465</b>	<b>18,307</b>	<b>2,382,772</b>
Bills payable and SSURA (Note 17)	300,652	—	300,652	156,891	5	156,896
Derivative liabilities (Note 8)	8,566	4,804	13,370	12,427	4,438	16,865
Manager's checks and demand drafts outstanding	6,901	—	6,901	7,048	—	7,048
Accrued interest and other expenses	20,782	—	20,782	18,059	—	18,059
Subordinated debts (Note 20)	—	—	—	—	—	—
Bonds payable (Note 19)	—	107,236	107,236	23,676	46,413	70,089
Non-equity non-controlling interest (Note 21)	—	—	—	10,260	—	10,260
Other liabilities (Note 21)						
Accounts payable	40,032	2	40,034	27,490	—	27,490
Marginal deposits	18,801	—	18,801	10,756	—	10,756
Bills purchased - contra	13,889	—	13,889	9,486	—	9,486
Lease liability	1,468	4,485	5,953	1,463	4,301	5,764
Outstanding acceptances	1,178	—	1,178	1,498	—	1,498
Deposits on lease contracts	301	364	665	412	371	783
Dividends payable	88	—	88	89	—	89
	<b>2,965,814</b>	<b>137,612</b>	<b>3,103,427</b>	<b>2,644,020</b>	<b>73,835</b>	<b>2,717,855</b>
<b>Non-Financial Liabilities</b>						
Retirement liability (Notes 21 and 27)	—	3,246	3,246	—	2,698	2,698
Income taxes payable	4,219	—	4,219	3,601	—	3,601
Accrued interest and other expenses	2,762	—	2,762	1,726	—	1,726
Withholding taxes payable (Note 21)	1,451	—	1,451	1,044	—	1,044
Deferred tax and other liabilities (Notes 21 and 28)	6,921	1,924	8,845	9,221	2,019	11,240
	<b>15,353</b>	<b>5,170</b>	<b>20,523</b>	<b>15,592</b>	<b>4,717</b>	<b>20,309</b>
	<b>P2,981,168</b>	<b>P142,782</b>	<b>P3,123,950</b>	<b>P2,659,612</b>	<b>P78,552</b>	<b>P2,738,164</b>





	Parent Company					
	2024			2023		
	Due Within One Year	Due Beyond One Year	Total	Due Within One Year	Due Beyond One Year	Total
<b>Financial Assets - at gross</b>						
Cash and other cash items	₱31,929	₱–	₱31,929	₱37,692	₱–	₱ 37,692
Due from BSP	148,945	–	148,945	198,061	–	198,061
Due from other banks	62,414	–	62,414	65,868	–	65,868
Interbank loans receivable and SPURA	53,961	–	53,961	59,219	–	59,219
Investment securities at FVTPL	217,161	8,762	225,923	57,820	8,681	66,501
Investment securities at FVOCI	123,651	388,464	512,115	136,641	306,033	442,674
Investment securities at amortized cost	5,161	439,904	445,065	3,861	434,937	438,798
Loans and receivables						
Receivables from customers	762,020	838,965	1,600,985	656,593	707,681	1,364,274
Unquoted debt securities	403	–	403	386	105	491
Accrued interest receivable	21,703	–	21,703	17,396	–	17,396
Accounts receivable	8,735	–	8,735	7,655	–	7,655
Sales contract receivable	13	5	18	15	10	25
Other receivables	2	–	2	2	–	2
Other assets						
Investments in SPVs	1,919	–	1,919	8,857	–	8,857
Inter office float items	4	–	4	–	–	–
Returned checks and other cash items	215	–	215	433	–	433
	<u>1,438,236</u>	<u>1,676,100</u>	<u>3,114,336</u>	<u>1,250,503</u>	<u>1,457,447</u>	<u>2,707,950</u>
<b>Non-Financial Assets - at gross</b>						
Property and equipment	–	44,529	44,529	–	42,868	42,868
Investments in subsidiaries	–	82,055	82,055	–	76,368	76,368
Investments in associates	–	698	698	–	706	706
Investment properties	–	5,176	5,176	–	5,194	5,194
Deferred tax assets	–	16,072	16,072	–	11,900	11,900
Assets held under joint operations	–	137	137	–	219	219
Other assets	3,370	19,996	23,366	1,942	16,394	18,336
	<u>3,370</u>	<u>168,663</u>	<u>172,033</u>	<u>1,942</u>	<u>153,649</u>	<u>155,591</u>
	<u>₱1,441,606</u>	<u>₱1,844,763</u>	<u>3,286,369</u>	<u>₱1,252,445</u>	<u>₱1,611,096</u>	<u>2,863,541</u>
Less:						
Unearned discounts and capitalized interest			15,597			13,545
Accumulated depreciation and amortization			31,280			29,180
Allowance for credit and impairment losses			45,354			54,450
			<u>₱3,194,138</u>			<u>₱2,766,366</u>
<b>Financial Liabilities</b>						
Deposit liabilities						
Demand	₱559,133	₱–	₱559,133	₱536,772	₱–	₱536,772
Savings	832,157	–	832,157	807,153	–	807,153
Time	929,654	520	930,174	756,662	542	757,204
LTNCD (Note 16)	–	–	–	12,430	–	12,430
	<u>2,320,944</u>	<u>520</u>	<u>2,321,464</u>	<u>2,113,017</u>	<u>542</u>	<u>2,113,559</u>
Bills payable and SSURA (Note 17)	286,541	–	286,541	141,076	5	141,081
Derivative liabilities (Note 8)	8,565	4,804	13,369	12,424	4,438	16,862
Manager's and demand drafts outstanding	5,286	–	5,286	5,533	–	5,533
Accrued interest and other expenses	17,225	–	17,225	13,948	–	13,948
Subordinated debts (Note 20)	–	–	–	–	–	–
Bonds payable (Note 19)	–	104,858	104,858	23,676	46,413	70,089
Other liabilities (Note 21)						
Accounts payable	20,665	–	20,665	14,167	–	14,167
Bills purchased - contra	13,889	–	13,889	9,444	–	9,444
Lease liability	767	3,566	4,333	734	3,284	4,018
Outstanding acceptances	1,178	–	1,178	1,498	–	1,498
Marginal deposits	17	–	17	551	–	551
	<u>2,675,077</u>	<u>113,748</u>	<u>2,788,825</u>	<u>2,336,068</u>	<u>54,682</u>	<u>2,390,750</u>
<b>Non-Financial Liabilities</b>						
Retirement benefit liability	–	3,144	3,144	–	2,553	2,553
Income taxes payable	4,143	–	4,143	3,479	–	3,479
Accrued interest and other expenses	2,762	–	2,762	1,726	–	1,726
Withholding taxes payable (Note 21)	1,348	–	1,348	894	–	894
Other liabilities (Note 21)	6,026	1,703	7,729	7,983	1,631	9,614
	<u>14,279</u>	<u>4,847</u>	<u>19,126</u>	<u>14,082</u>	<u>4,184</u>	<u>18,266</u>
	<u>₱2,689,356</u>	<u>₱118,595</u>	<u>₱2,807,951</u>	<u>₱2,350,150</u>	<u>₱58,866</u>	<u>₱2,409,016</u>



## 23. Capital Stock

As of December 31, 2024 and 2023, this account consists of (amounts in millions, except par value and number of shares):

	Shares	Amount
Authorized		
Common stock – ₱20.00 par value	6,000,000,000	
Preferred stock – ₱20.00 par value	1,000,000,000	
Common stock issued and outstanding		
Balance at January 1 and December 31	4,497,415,555	₱89,948

As of December 31, 2024 and 2023, treasury shares totaling nil and 1,289,543, respectively, represent shares of the Parent Company held by FMIC's mutual fund subsidiaries which were disposed in 2024 (Note 11).

Preferred shares are non-voting except as provided by law; have preference over Common Shares in the distribution of dividends; subject to such terms and conditions as may be determined by the BOD and to the extent permitted by applicable law, may or may not be redeemable; and shall have such other features as may be determined by the BOD at the time of issuance.

On March 15, 2013, the BOD of the Parent Company approved (a) the amendment of the Articles of Incorporation (AOI) to increase the authorized capital stock and (b) the declaration of 30.00% stock dividend, which were ratified by the stockholders representing at least 2/3 of the outstanding capital stock on April 15, 2013. These were subsequently approved by the BSP on May 15, 2013 and by the SEC on August 13, 2013. Following this, the authorized capital stock of the Parent Company increased from ₱50.0 billion to ₱100.0 billion consisting of 4.0 billion common shares and 1.0 billion preferred shares, both with par value of ₱20.00 per share. The 30.00% stock dividend equivalent to 633,415,049 common shares amounting to ₱12.7 billion represents at least the minimum 25.00% subscribed and paid-up capital for the increase in the authorized capital stock referred to above which was issued/paid on September 16, 2013 with record date on September 3, 2013. On September 10, 2013, the PSE approved the listing of such additional common shares.

On January 21, 2015, the Parent Company's BOD approved the Stock Rights Offer (SRO) by way of issuance from the unissued portion of the authorized capital stock which was noted by BSP with the issuance of a letter of no objection to the Rights Issue on February 17, 2015. On February 24, 2015, the SEC confirmed the exemption of this issuance of ₱32.0 billion worth of common shares from the registration requirements under Section 8 of the SRC. On February 25, 2015, the PSE approved the listing of up to 500.0 million common shares to cover the SRO to all stockholders of record as of March 18, 2015. On April 7, 2015, following regulatory approvals, the Parent Company concluded the ₱32.0 billion SRO, involving 435,371,720 common shares with par value of ₱20.00 priced at ₱73.50 per share and listed with the PSE on the same date. The difference between the issued price and the par value is recognized as 'Capital paid in excess of par value'.

On January 17, 2018, the Parent Company's BOD approved the SRO by way of issuance of up to a maximum of 819,827,214 common shares to raise additional capital of up to ₱60.0 billion. This was noted by the BSP with the issuance of a letter of no objection to the rights issue on January 29, 2018. On April 4, 2018, following the regulatory approvals, the Parent Company concluded the ₱60.0 billion SRO, involving 799,842,250 common shares with par value of ₱20.00 priced at ₱75.00 per share and listed on the PSE on April 12, 2018. Transaction costs on the SRO amounting to ₱878.2 million were charged against 'Capital paid in excess of par value'.



On February 13, 2019, the BOD of the Parent Company approved (a) the amendment of the AOI to increase the authorized capital stock from ₱100.0 billion to ₱140.0 billion and (b) the declaration of a 13% stock dividend equivalent to 517,401,955 shares amounting to ₱10.3 billion representing the minimum 25% subscription and paid-up capital for the increase in the authorized capital stock which were ratified by the stockholders representing at least 2/3 of the outstanding capital stock on April 24, 2019. These were approved by the BSP on August 8, 2019 and by the SEC on October 4, 2019. Following this, the authorized capital stock of the Parent Company increased from ₱100.0 billion to ₱140.0 billion consisting of 6.0 billion common shares and 1.0 billion preferred shares, both with par value of ₱20.0 per share. On October 16, 2019, the Parent Company received the SEC Order fixing the Record Date of the 13% stock dividend on October 31, 2019. The 13% stock dividend was issued on November 26, 2019 with record date on October 31, 2019. On November 19, 2019, the PSE approved the listing of such stock dividend.

All issued and outstanding shares of the Parent Company are listed with the PSE (Note 1). As of December 31, 2024 and 2023, there are 2,922 and 2,950 holders, respectively, of the listed shares of the Parent Company, with share price closed at ₱72.00 and ₱51.30 a share, respectively.

The history of share issuances during the last ten years follows:

Year	Issuance	Listing Date	Number of Shares Issued
2019	Stock dividend	November 26, 2019	517,400,519
2018	Stock rights	April 12, 2018	799,842,250
2015	Stock rights	April 7, 2015	435,371,720

Details of the Parent Company's cash dividend distributions from 2022 to 2024 follow:

Date of Declaration	Per Share	Total Amount	Record Date	Payment Date
February 21, 2024	₱1.50 (regular)	₱6,746	September 5, 2024	September 20, 2024
February 21, 2024	1.50 (regular)	6,746	March 8, 2024	March 25, 2024
February 21, 2024	2.00 (special)	8,995	March 8, 2024	March 25, 2024
February 22, 2023	0.80 (regular)	3,598	September 8, 2023	September 22, 2023
February 22, 2023	0.80 (regular)	3,598	March 17, 2023	March 31, 2023
February 22, 2023	1.40 (special)	6,296	March 17, 2023	March 31, 2023
February 23, 2022	0.80 (regular)	3,598	September 9, 2022	September 23, 2022
February 23, 2022	0.80 (regular)	3,598	March 17, 2022	March 31, 2022
February 23, 2022	1.40 (special)	6,296	March 17, 2022	March 31, 2022

On February 21, 2024, the BOD of the Parent Company approved a new dividend policy of increasing the regular cash dividends from ₱1.60 to ₱3.00 per share for the year, payable on semi-annual basis at ₱1.50 per share.

On February 23, 2022, the BOD of the Parent Company approved a new dividend policy of increasing the regular cash dividends from ₱1.00 to ₱1.60 per share for the year, payable on semi-annual basis at ₱0.80 per share.

The computation of surplus available for dividend declaration in accordance with SEC Memorandum Circular No. 16 issued in September 2023 differs to a certain extent from the computation following BSP guidelines.



## 24. Surplus Reserves

This account consists of:

	2024	2023
Reserve for trust business (Note 29)	<b>₱2,278</b>	₱2,164
Reserve for self-insurance	<b>610</b>	588
	<b>₱2,888</b>	₱2,752

In compliance with existing BSP regulations, 10.0% of the Parent Company's income from trust business is appropriated to surplus reserves. This yearly appropriation is required until the surplus reserve for trust business equals 20.0% of the Parent Company's regulatory net worth.

Reserve for self-insurance represents the amount set aside to cover losses due to fire, defalcation by and other unlawful acts of the Parent Company's personnel or third parties.

## 25. Other Operating Income and Expenses

### Service Charges, Fees and Commissions

The table below presents the disaggregation of service charges, fees and commission by business segment:

	Consolidated			Parent Company		
	2024	2023	2022	2024	2023	2022
Consumer banking	<b>₱9,101</b>	₱8,036	₱7,234	<b>₱8,464</b>	₱7,486	₱6,735
Branch banking	<b>3,893</b>	4,017	3,978	<b>2,780</b>	2,898	2,860
Investment banking/treasury	<b>1,058</b>	750	823	<b>944</b>	552	658
Corporate banking	<b>826</b>	1,007	920	<b>741</b>	937	851
Others*	<b>2,054</b>	2,580	2,080	<b>804</b>	1,206	669
	<b>₱16,932</b>	₱16,390	₱15,035	<b>₱13,733</b>	₱13,079	₱11,773

\*Others include the remittance business of the Group and the Parent Company.

The remaining performance obligations on revenue contracts with customers of the Group under PFRS 15, which are expected to be recognized beyond one year amounting to ₱1.3 billion and ₱943.3 million (included in 'Deferred revenues' under 'Other liabilities') as of December 31, 2024 and 2023, respectively, refer to the customer loyalty program of the Parent Company. The customer loyalty points have no expiration and redemptions can go beyond one year.

### Miscellaneous Income and Expenses

In 2024, 2023 and 2022, miscellaneous income includes gain on initial recognition of investment properties and other non-financial assets amounting to ₱876.6 million, ₱836.1 million and ₱1.3 billion, respectively, for the Group, and ₱148.2 million, ₱104.6 million and ₱82.7 million, respectively, for the Parent Company; recovery on charged-off assets amounting to ₱1.2 billion, ₱1.2 billion and ₱1.2 billion, respectively, for the Group, and ₱867.8 million, ₱856.4 million and ₱858.5 million, respectively, for the Parent Company; and IT service fees and other income amounting to ₱606.1 million, ₱471.1 million and ₱645.4 million, respectively, for the Group, and ₱471.2 million, ₱294.3 million and ₱328.2 million, respectively, for the Parent Company (Note 32).



Miscellaneous expenses consist of:

	Consolidated			Parent Company		
	2024	2023	2022	2024	2023	2022
Security, messengerial, janitorial and other services	<b>₱4,893</b>	₱4,570	<b>₱3,458</b>	<b>₱4,239</b>	₱4,054	<b>₱2,975</b>
Insurance	<b>4,852</b>	4,490	4,063	<b>4,326</b>	3,925	3,454
Information technology (Note 32)	<b>3,164</b>	2,641	2,020	<b>2,801</b>	2,317	1,688
Advertising	<b>2,181</b>	1,878	1,380	<b>2,108</b>	1,796	1,288
Management, professional and supervision fees	<b>1,343</b>	1,665	1,411	<b>1,142</b>	1,350	1,139
Repairs and maintenance	<b>786</b>	692	659	<b>322</b>	267	242
Entertainment, amusement and representation (EAR) (Note 28)	<b>672</b>	448	336	<b>604</b>	392	284
Litigation (Note 12)	<b>594</b>	587	906	<b>283</b>	296	427
Transportation and travel	<b>593</b>	455	349	<b>498</b>	369	283
Communications	<b>514</b>	545	539	<b>318</b>	327	304
Stationery and supplies used	<b>427</b>	380	411	<b>353</b>	311	300
Others*	<b>2,807</b>	2,560	3,438	<b>2,139</b>	1,711	2,531
	<b>₱22,826</b>	<b>₱20,911</b>	<b>₱18,970</b>	<b>₱19,133</b>	<b>₱17,115</b>	<b>₱14,915</b>

\* Other expenses mainly include membership fees, donation, freight charges and other business expenses.

## 26. Notes to Statements of Cash Flows

The amounts of interbank loans receivable and SPURA, gross of allowance for credit losses, considered as cash and cash equivalents follow:

	Consolidated			Parent Company		
	2024	2023	2022	2024	2023	2022
Interbank loans receivable and SPURA	<b>₱81,348</b>	₱73,015	₱73,763	<b>₱53,960</b>	₱59,219	₱65,550
Interbank loans receivable and SPURA not considered as cash and cash equivalents	<b>(11,818)</b>	(9,333)	(7,977)	<b>(2,314)</b>	(477)	(5,993)
	<b>₱ 69,530</b>	<b>₱63,682</b>	<b>₱65,786</b>	<b>₱51,646</b>	<b>₱58,742</b>	<b>₱59,557</b>

Significant non-cash transactions of the Group and the Parent Company include:

- Additions to ROU assets as disclosed in Note 10;
- Foreclosures of properties or additions to investment and chattel properties as disclosed in Notes 12 and 14, respectively;
- Reclassifications of BUC and Furniture, Fixtures and Equipment (FFE) (Note 10);
- Reclassifications of software cost from customized system development costs (Note 14).

The table below provides for the changes in liabilities arising from financing activities in 2024, 2023 and 2022:

	Consolidated			
	Beginning	Net Cash Flows	Others	Ending
<b>2024</b>				
Bills payable and SSURA (Note 17)	<b>₱156,896</b>	<b>₱143,763</b>	<b>(₱8)</b>	<b>₱300,651</b>
Bonds payable (Note 19)	<b>70,089</b>	<b>33,751</b>	<b>3,396</b>	<b>107,236</b>
Dividends payable (Note 21)	<b>89</b>	<b>(1)</b>	<b>—</b>	<b>88</b>
Total liabilities from financing activities	<b>₱227,074</b>	<b>₱177,513</b>	<b>₱3,388</b>	<b>₱407,975</b>
<b>2023</b>				
Bills payable and SSURA (Note 17)	₱91,322	₱66,629	(₱1,055)	₱156,896
Bonds payable (Note 19)	88,409	(18,400)	80	70,089
Subordinated debts (Note 20)	1,169	(1,170)	1	—
Dividends payable (Note 21)	90	(1)	—	89
Total liabilities from financing activities	<b>₱180,990</b>	<b>₱47,058</b>	<b>(₱974)</b>	<b>₱227,074</b>



	Consolidated			
	Beginning	Net Cash Flows	Others	Ending
2022				
Bills payable and SSURA (Note 17)	₱70,334	₱23,432	(₱2,444)	₱91,322
Bonds payable (Note 19)	79,823	6,023	2,563	88,409
Subordinated debts (Note 20)	1,168	—	1	1,169
Dividends payable (Note 21)	90	—	—	90
Total liabilities from financing activities	₱151,415	₱29,455	₱120	₱180,990

	Parent Company			
	Beginning	Net Cash Flows	Others	Ending
2024				
Bills payable and SSURA (Note 17)	₱141,081	₱145,466	(₱6)	₱286,541
Bonds payable (Note 19)	70,089	31,324	3,445	104,858
Total liabilities from financing activities	₱211,170	₱176,790	₱3,439	₱391,399
2023				
Bills payable and SSURA (Note 17)	₱76,456	₱65,000	(₱375)	₱141,081
Bonds payable (Note 19)	83,761	(13,750)	78	70,089
Subordinated debts (Note 20)	1,169	(1,170)	1	—
Total liabilities from financing activities	₱161,386	₱50,080	(₱296)	₱211,170
2022				
Bills payable and SSURA (Note 17)	₱52,514	₱24,123	(₱181)	₱76,456
Bonds payable (Note 19)	75,189	6,023	2,549	83,761
Subordinated debts (Note 20)	1,168	—	1	1,169
Total liabilities from financing activities	₱128,871	₱30,146	₱2,369	₱161,386

Others include the effect of cash flows of liabilities arising from operating activities.

## 27. Retirement Plan and Other Employee Benefits

The Parent Company and most of its subsidiaries have funded non-contributory defined benefit retirement plans covering all their respective permanent and full-time employees. Benefits are based on the employee's years of service and final plan salary.

For employees of the Parent Company, retirement from service is compulsory upon the attainment of the 55<sup>th</sup> birthday or 30<sup>th</sup> year of service, whichever comes first.

The existing regulatory framework, RA No. 7641, *Retirement Pay Law*, requires a provision for retirement pay to qualified private sector employees in the absence of any retirement plan in the entity, provided, however that the employee's retirement benefits under any collective bargaining and other agreements shall not be less than those provided under the law. The law does not require minimum funding of the plan. The Parent Company and most of its subsidiaries meet the minimum retirement benefit specified under RA No. 7641.

The principal actuarial assumptions used in determining retirement liability of the Parent Company and significant subsidiaries are shown below:

	Parent Company	FMIC	PSBank	ORIX Metro
As of January 1, 2024				
Average remaining working life	9.62 years	7 to 9 years	8 years	10.10 to 18.20 years
Discount rate	6.08%	6.03% to 6.09%	6.06%	6.50%
Future salary increases	8.00%	6.00%	6.00%	7.00%



	Parent Company	FMIC	PSBank	ORIX Metro
As of January 1, 2023				
Average remaining working life	9.49 years	7 to 9 years	9 Years	10 to 24 years
Discount rate	7.12%	6.95% to 7.20%	7.11%	7.30% to 7.60%
Future salary increases	7.00%	5.75% to 6.00%	5.50%	7.00%

Discount rates used in computing for the present value of the DBO of the Parent Company and significant subsidiaries as of December 31, 2024 and 2023 follow:

	Parent Company	FMIC	PSBank	ORIX Metro
2024	6.07%	6.12%	6.12%	5.77 to 5.94%
2023	6.08%	6.03% to 6.09%	6.06%	6.50%

The net retirement liability of the Group and the Parent Company is presented in the following accounts in the statements of financial position:

	Consolidated		Parent Company	
	2024	2023	2024	2023
Other assets (Note 14)	(P155)	(P212)	P-	P-
Other liabilities (Note 21)	3,246	2,910	3,144	2,553
	<b>P3,091</b>	<b>P2,698</b>	<b>P3,144</b>	<b>P2,553</b>

The defined benefit plan exposes the Group and the Parent Company to actuarial risk, such as longevity risk, interest rate risk and market (investment risk).

The fair value of plan assets by each class as at the end of the statement of financial position date are as follows:

	Consolidated		Parent Company	
	2024	2023	2024	2023
Cash and cash equivalents	P3	P90	P-	P1
Deposits in banks	448	-	-	-
Investment securities				
Debt securities (Note 32)	21,145	22,113	16,710	17,699
Equity securities (Note 32)	2,839	2,715	2,605	2,530
Unit investment trust fund and others (Note 32)	783	518	699	438
Total investment securities	24,767	25,346	20,014	20,667
Other assets	330	293	271	225
Total assets	25,548	25,729	20,285	20,893
Total liabilities	(8)	(40)	(4)	(36)
Fair value of net plan assets	<b>P25,540</b>	<b>P25,689</b>	<b>P20,281</b>	<b>P20,857</b>



Changes in net defined benefit liability (asset) are as follows:

<b>Consolidated</b>	<b>Present Value of DBO</b>	<b>Fair Value of Plan Assets</b>	<b>Net Retirement Liability/(Asset)</b>
January 1, 2024	₱28,387	(₱25,689)	₱2,698
Net benefit cost			
Current service cost	2,261	—	2,261
Past service cost	18	—	18
Net interest	1,611	(1,496)	115
Sub-total	3,890	(1,496)	2,394
Benefits paid	(2,338)	2,338	—
Remeasurement in OCI			
Return on plan assets (excluding amount included in net interest)	—	(155)	(155)
Actuarial changes arising from experience adjustments	183	—	183
Actuarial changes arising from changes in financial/demographic assumptions	(1,491)	64	(1,427)
Sub-total	(1,308)	(91)	(1,399)
Contributions paid	—	(602)	(602)
December 31, 2024	₱28,631	(₱25,540)	₱3,091

<b>Parent Company</b>	<b>Present Value of DBO</b>	<b>Fair Value of Plan Assets</b>	<b>Net Retirement Liability/(Asset)</b>
January 1, 2024	₱23,410	(₱20,857)	₱2,553
Net benefit cost			
Current service cost	1,884	—	1,884
Net interest	1,322	(1,202)	120
Sub-total	3,206	(1,202)	2,004
Benefits paid	(1,948)	1,948	—
Remeasurement in OCI			
Return on plan assets (excluding amount included in net interest)	—	(170)	(170)
Actuarial changes arising from experience adjustments	156	—	156
Actuarial changes arising from changes in financial/demographic assumptions	(1,399)	—	(1,399)
Sub-total	(1,243)	(170)	(1,413)
Contributions paid	—	—	—
December 31, 2024	₱23,425	(₱20,281)	₱3,144

<b>Consolidated</b>	<b>Present Value of DBO</b>	<b>Fair Value of Plan Assets</b>	<b>Net Retirement Liability/(Asset)</b>
January 1, 2023	₱24,012	(₱24,427)	(₱415)
Net benefit cost			
Current service cost	1,808	—	1,808
Net interest	1,568	(1,694)	(126)
Sub-total	3,376	(1,694)	1,682
Benefits paid	(2,951)	2,951	—
Remeasurement in OCI			
Return on plan assets (excluding amount included in net interest)	—	219	219
Actuarial changes arising from experience adjustments	737	—	737
Actuarial changes arising from changes in financial/demographic assumptions	3,213	21	3,234
Sub-total	3,950	240	4,190
Contributions paid	—	(2,759)	(2,759)
December 31, 2023	₱28,387	(₱25,689)	₱2,698





Parent Company	Present Value of DBO	Fair Value of Plan Assets	Net Retirement Liability/(Asset)
January 1, 2023	₱19,888	(₱19,983)	(₱95)
Net benefit cost			
Current service cost	1,488	—	1,488
Net interest	1,288	(1,369)	(81)
Sub-total	2,776	(1,369)	1,407
Benefits paid	(2,629)	2,629	—
Remeasurement in OCI			
Return on plan assets (excluding amount included in net interest)	—	171	171
Actuarial changes arising from experience adjustments	672	—	672
Actuarial changes arising from changes in financial/demographic assumptions	2,703	—	2,703
Sub-total	3,375	171	3,546
Contributions paid	—	(2,305)	(2,305)
December 31, 2023	₱23,410	(₱20,857)	₱2,553

In 2024, 2023 and 2022, deferred tax on remeasurements on retirement plans charged to OCI amounted to ₱630.4 million, ₱460.0 million, and ₱108.0 million, respectively, for the Group, and ₱344.1 million, ₱250.0 million and ₱160.0 million, respectively, for the Parent Company (Note 28).

The sensitivity analysis below has been determined based on reasonably possible changes of each significant assumption on the balance of DBO as of December 31, 2024 and 2023, assuming all other assumptions were held constant:

	Parent Company	FMIC	PSBank	ORIX Metro
<b>As of December 31, 2024</b>				
Discount rate				
+100 basis points (bps)	(₱1,425)	(₱14)	(₱256)	(₱92)
- 100 bps	1,611	16	287	108
Salary increase rate				
+100 bps	1,497	18	305	(110)
- 100 bps	(1,359)	(16)	(276)	95
Turnover rate				
+20% of actual rate	(319)	(4)	(29)	(17)
-20% of actual rate	347	5	32	(18)
<b>As of December 31, 2023</b>				
Discount rate				
+100 basis points (bps)	(₱1,450)	(₱18)	(₱273)	(₱71)
- 100 bps	1,640	20	809	84
Salary increase rate				
+100 bps	1,513	21	325	82
- 100 bps	(1,373)	(20)	(292)	(71)
Turnover rate				
+20% of actual rate	(365)	(6)	(41)	—
-20% of actual rate	398	7	46	—

The Group and the Parent Company expect to contribute to the defined benefit retirement plans the required funding for normal cost in 2025 amounting to ₱2.7 billion.

The average duration of the DBO of the Group as of December 31, 2024 and 2023 are as follows:

	Parent Company	FMIC	PSBank	ORIX Metro
<b>2024</b>	<b>9.72 years</b>	<b>5.62 to 11.45 years</b>	<b>8.79 years</b>	<b>8.3 to 15.87 years</b>
<b>2023</b>	<b>9.62 years</b>	<b>6.14 to 11.46 years</b>	<b>9.57 years</b>	<b>7.6 to 10.9 years</b>



Shown below is the maturity analysis of the undiscounted benefit payments:

	Parent Company	FMIC	PSBank	ORIX Metro
<b>As of December 31, 2024</b>				
Less than 1 year	₱3,471	₱32	₱352	₱43
1 to less than 5 years	10,947	209	1,888	293
5 to less than 10 years	12,999	181	2,501	409
10 to less than 15 years	18,427	175	2,997	926
15 to less than 20 years	16,112	155	1,925	1,251
20 years and above	20,172	129	1,714	3,698
<b>As of December 31, 2023</b>				
Less than 1 year	₱3,201	₱61	₱332	₱26
1 to less than 5 years	11,876	218	1,611	276
5 to less than 10 years	12,239	250	2,435	370
10 to less than 15 years	18,095	226	3,183	—
15 to less than 20 years	16,063	167	2,464	—
20 years and above	19,355	180	1,994	—

In addition, the Parent Company has a Provident Plan which is a supplementary contributory retirement plan to and forms part of the main plan, the Retirement Plan, for the exclusive benefit of eligible employees of the Parent Company in the Philippines. Based on the provisions of the plan, upon retirement or resignation, a member shall be entitled to receive as retirement or resignation benefits 100.00% of the accumulated value of the personal contribution plus a percentage of the accumulated value arising from the Parent Company's contributions in accordance with the completed number of years serviced. The Parent Company's contribution to the Provident Fund in 2024 and 2023 amounted to ₱364.5 million and ₱342.2 million, respectively.

As of December 31, 2024 and 2023, the retirement funds of the Group's employees amounting to ₱25.5 billion and ₱25.7 billion, respectively, are being managed by its trust banking units. The Parent Company has a Trust Committee that is mandated to approve the plan, trust agreement, investment plan, including any amendments or modifications thereto, and other activities of the retirement plan. Certain members of the BOD of the Parent Company are represented in the Trust Committee.

## 28. Income and Other Taxes

Under Philippine tax laws, the Parent Company and its domestic subsidiaries are subject to percentage and other taxes (presented as 'Taxes and licenses' in the statements of income), as well as income taxes. Percentage and other taxes paid consist principally of gross receipts tax (GRT) and documentary stamp tax (DST). Income taxes include regular corporate income tax (RCIT) and final taxes paid on gross interest income from government securities and other deposit substitutes.

On March 26, 2021, Republic Act (RA) No. 11534, otherwise known as Corporate Recovery and Tax Incentives for Enterprises (CREATE) Act was signed into law. CREATE reduced the RCIT rate for large corporations from 30.00% to 25.00% effective July 1, 2020. With the implementation of this Act, the allowable deduction for interest expense was reduced from 33% to 20% of the interest income subjected to final tax.

The regulations also provide for Minimum Corporate Income Tax (MCIT) of 2.00% (provided that effective July 1, 2020 until June 30, 2023, the rate shall be 1%) on modified gross income and allow Net Operating Loss carry-over (NOLCO). The MCIT and NOLCO may be applied against the Parent Company's and its domestic subsidiaries' income tax liability and taxable income, respectively, over a three-year period from the year of inception. RA No. 11494 or the Bayanihan to



Recover as One Act (Bayanihan Act) extended the allowable carry-over period of NOLCO to the next five (5) consecutive years following the year of loss for losses incurred during the taxable years 2020 and 2021. The NOLCO for such can be carried over as deduction even after the expiration of the Bayanihan Act, provided that same are claimed within the next five (5) consecutive taxable years immediately following the year of the loss.

Current tax regulations also provide for the ceiling on the amount of EAR expense (Note 25) that can be claimed as a deduction against taxable income. Under the regulation, EAR expense allowed as a deductible expense for a service company like the Parent Company and its domestic subsidiaries is limited to the actual EAR paid or incurred but not to exceed 1.00% of net revenue.

Income derived by the FCDU from foreign currency-denominated transactions with non-residents, OBUs, local commercial banks including branches of foreign banks, is tax-exempt while interest income on foreign currency loans from residents other than OBUs or other depository banks under the expanded system is subject to 10.00% income tax. In addition, interest income on deposit placements with other FCDUs and offshore banking units (OBUs) is taxed at 15.00%.

Following are the applicable taxes and tax rates for the foreign branches of the Parent Company:

Foreign Branches	Tax Rates
USA - New York Branch	21.00% federal income tax; 7.5% state tax; city tax of 9%; 2.175% MTA tax
Japan - Tokyo and Osaka Branches	23.20% income tax; various rates for business taxes and local business taxes,
Korea - Seoul and Pusan Branches	income tax of 20.90% in 2023-2024 and 22.00% in 2022; 0.50% education tax,
Taiwan - Taipei Branch	20.00% income tax; 5.00% gross business receipts tax; 5.0% value-added tax

The provision for income tax consists of:

	Consolidated			Parent Company		
	2024	2023	2022	2024	2023	2022
Current:						
Final tax	₱10,854	₱9,606	₱5,323	₱9,992	₱8,315	₱4,535
RCIT*	6,094	4,323	3,423	5,567	3,873	2,913
MCIT	1	3	2	—	—	—
	16,949	13,932	8,748	15,559	12,188	7,448
Deferred*	(5,604)	(1,042)	1,872	(5,700)	(128)	1,593
	₱11,345	₱12,890	₱10,620	₱9,859	₱12,060	₱9,041

\* Includes income taxes of foreign subsidiaries.

Components of net deferred tax assets of the Group and the Parent Company follow:

	Consolidated		Parent Company	
	2024	2023	2024	2023
Deferred tax asset on:				
Allowance for credit and impairment losses	₱10,465	₱10,644	₱8,662	₱8,824
Unamortized past service cost	1,228	1,507	1,026	1,316
Changes in fair market value and revaluation	4,283	(23)	4,314	(231)
Accrued expenses	886	1,007	869	970
Accumulated depreciation of investment properties	247	261	127	121
Retirement liability	1,153	1,024	804	638
Others	490	512	430	399
	18,752	14,932	16,232	12,037

(Forward)



	Consolidated		Parent Company	
	2024	2023	2024	2023
Deferred tax liability on:				
Unrealized gain on initial measurement of investment properties	<b>₱560</b>	₱537	<b>₱160</b>	₱137
Leasing income differential between finance and operating lease	<b>120</b>	163	—	—
Retirement asset	<b>29</b>	53	—	—
Others	<b>6</b>	8	—	—
	<b>715</b>	761	<b>160</b>	137
Net deferred tax assets	<b>₱18,037</b>	₱14,171	<b>₱16,072</b>	₱11,900

In 2024 and 2023, deferred tax credited to OCI amounted to ₱1.26 billion and ₱233 million, respectively, for the Group, and ₱1.05 billion and ₱502 million, respectively, for the Parent Company.

The Parent Company and certain subsidiaries did not recognize deferred tax assets on the following temporary differences:

	Consolidated		Parent Company	
	2024	2023	2024	2023
Allowance for credit and impairment losses	<b>₱2,096</b>	₱9,534	<b>₱2,096</b>	₱8,857
NOLCO	<b>1,066</b>	2,416	<b>899</b>	899
MCIT	<b>9</b>	14	—	—
Others	<b>135</b>	—	—	—
	<b>₱3,306</b>	₱11,964	<b>₱2,995</b>	₱9,756

The Group believes that it is not reasonably probable that the tax benefits of these temporary differences will be realized in the future.

There are no income tax consequences attaching to the payment of dividends by the Group to its shareholders. There are no temporary differences arising from undistributed profits of subsidiaries, branches, associates and a JV.

Details of the excess MCIT credits of the Group follow:

Inception Year	Expiry Year	Consolidated		
		Amount	Used/Expired	Balance
2020	2025	₱3	₱—	₱3
2021	2026	3	—	3
2022	2025	3	—	3
2023	2026	4	—	4
2024	2027	1	—	1
		<b>₱14</b>	<b>₱—</b>	<b>₱14</b>

As of December 31, 2024, details of the Group and the Parent Company's NOLCO follow:

Inception Year	Expiry Year	Consolidated			Parent Company		
		Amount	Used/Expired	Balance	Amount	Used/Expired	Balance
2020	2025	₱191	₱—	₱191	₱—	₱—	₱—
2021	2026	483	2	481	210	—	210
2022	2025	810	—	810	287	—	287
2023	2026	1,818	—	1,818	1,315	—	1,315
2024	2027	459	—	459	—	—	—
		<b>₱3,761</b>	<b>₱2</b>	<b>₱3,759</b>	<b>₱1,812</b>	<b>₱—</b>	<b>₱1,812</b>



A reconciliation of the statutory income tax rates and the effective income tax rates follows:

	Consolidated			Parent Company		
	2024	2023	2022	2024	2023	2022
Statutory income tax rate	25%	25%	25%	25%	25%	25%
Tax effects of:						
Tax-paid, tax-exempt and other non-taxable income	(7.73)	(6.83)	(3.06)	(7.66)	(6.16)	(2.46)
Non-deductible expense	4.14	4.04	2.63	4.00	3.59	2.75
FCDU income	(1.00)	(0.90)	(1.90)	(1.07)	(0.95)	(2.42)
Change in unrecognized deferred tax assets	(4.79)	(1.32)	0.10	(4.87)	—	—
Others - net	3.10	3.09	1.41	1.58	0.73	(1.25)
Effective income tax rate	18.72%	23.08%	24.18%	16.98%	22.21%	21.62%

## 29. Trust Operations

Properties held by the Parent Company and PSBank in fiduciary or agency capacity for their customers are not included in the accompanying statements of financial position since these are not their resources.

In compliance with current banking regulations relative to the Parent Company and PSBank's trust functions, the following are the carrying values of the government securities deposited with the BSP:

	Consolidated		Parent Company	
	2024	2023	2024	2023
Investment securities at amortized cost	₱7,610	₱7,559	₱7,610	₱7,559
Investment securities at FVOCI	120	124	—	—
	₱7,730	₱7,683	₱7,610	₱7,559

## 30. Commitments and Contingent Liabilities

In the normal course of the Group's operations, there are various outstanding commitments and contingent liabilities which are not reflected in the accompanying financial statements. No material losses are anticipated as a result of these transactions. The summary of contingencies and commitments at their peso-equivalent contractual amounts arising from off-balance sheet items follows:

	Consolidated		Parent Company	
	2024	2023	2024	2023
Trust Banking Group accounts (Note 29)	₱581,368	₱497,607	₱565,936	₱485,425
Forward exchange sold	394,694	485,257	371,734	474,199
Forward exchange bought	385,994	676,781	385,994	676,781
Cross currency swaps	371,555	311,368	371,555	311,368
Credit card lines	332,364	276,839	332,364	276,839
Interest rate swaps	325,492	234,251	325,492	234,251
Unused commercial letters of credit (Note 32)	71,604	61,936	57,440	45,558
Undrawn commitments - facilities to lend	53,640	53,740	53,580	53,729
Derivative spot	52,588	111,561	52,559	111,533
Bank guaranty with indemnity agreement (Note 32)	15,499	11,732	15,498	11,732
FX options	13,935	25,108	13,935	25,108
Bond futures	—	13,095	—	13,095
Interest rate options	11,527	15,700	—	—
Credit line certificate with bank commission	7,300	3,963	7,300	3,963
Outstanding guarantees	5,330	6,637	5,330	6,637
Credit default swaps	3,181	3,045	3,181	3,045

(Forward)



	Consolidated		Parent Company	
	2024	2023	2024	2023
Outstanding shipside bonds/airway bills	₱1,715	₱1,436	₱923	₱656
Inward bills for collection	1,521	1,662	1,521	1,661
Late deposits/payments received	1,053	944	1,053	943
Outward bills for collection	967	640	883	559
Confirmed export letters of credits	24	44	—	—
Others	29,578	27,480	7,111	6,825
	<b>₱2,660,929</b>	<b>₱2,820,826</b>	<b>₱2,573,389</b>	<b>₱2,743,907</b>

Several suits and claims relating to the Group's lending operations and labor-related cases remain unsettled. In the opinion of management, these suits and claims, if decided adversely, will not involve sums having a material effect on the Group's financial statements.

### 31. Earnings per Share

The basis of calculation for earnings per share attributable to equity holdings of the Parent Company follows (amounts in millions, except for earnings per share):

	2024	2023	2022
a. Net income attributable to equity holders of the Parent Company	<b>₱48,137</b>	₱42,238	₱32,776
b. Weighted average number of outstanding common shares of the Parent Company	<b>4,496</b>	4,496	4,496
c. Basic/diluted earnings per share (a/b)	<b>₱10.71</b>	₱9.39	₱7.29

### 32. Related Party Transactions

Parties are considered to be related if one party has the ability, directly or indirectly, to control the other party or exercise significant influence over the other party in making financial and operating decisions or if they are subjected to common control or common significant influence such as subsidiaries and associates of subsidiaries or other related parties. Related parties may be individuals or corporate entities and are classified as entities with significant influence, subsidiaries, associates, other related parties and key personnel (Notes 2 and 11).

The Group has several business relationships with related parties. Transactions with such parties are made in the ordinary course of business and on substantially same terms, including interest and collateral, as those prevailing at the time for comparable transactions with other parties. These transactions also did not involve more than the normal risk of collectibility and did not present other unfavorable conditions.

The Parent Company has a Related Party Transactions Committee (RPTC) and a Related Party Transactions Management Committee (RPTMC), both of which are created to assist the BOD in ensuring that transactions with related parties are reviewed to assess risks and are subjected to appropriate restrictions to ensure that these are conducted at arm's-length terms and that corporate or business resources of the Parent Company are not misappropriated or misapplied. After appropriate review, RPTMC (through RPTC) and RPTC disclose all information and endorses to the BOD with recommendations, the proposed related party transactions. The members of the RPTC are appointed annually by the BOD, composed of at least three (3) Board non-executive members, two (2) of whom should be independent directors, including the Chairman. Currently, RPTC is composed of three (3) independent directors (including the Committee's Chairman); the head of Internal Audit Group (as Resource Person); and the Compliance Officer (as the Committee Secretary) and meets monthly or as



the need arises. On the other hand, RPTMC members are appointed annually by the President, composed of at least four (4) members. RPTC's and RPTMC's review of the proposed related party transactions considers the following:

- a. Identity and relationship of the parties involved in the transaction;
- b. Terms of the transaction and whether these are no less favorable than terms generally available to an unrelated third party under the same circumstances;
- c. Business purpose, timing, rationale and benefits of the transaction;
- d. Approximate monetary value of the transaction and the approximate monetary value of the related party's interest in the transaction;
- e. Valuation methodology used and alternative approaches to valuation of the transaction;
- f. Information concerning potential counterparties in the transaction;
- g. Description of provisions or limitations imposed as a result of entering into the transaction;
- h. Whether the proposed transaction includes any potential reputational risk issues that may arise as a result of or in connection with the transaction;
- i. Impact to a director's independence;
- j. Extent that such transaction or relationship would present an improper conflict of interest; and
- k. The availability of other sources of comparable products or services.

The Group established policies and procedures on related party transactions in accordance with the regulations of the BSP and SEC. All related party transactions, exceeding the established materiality thresholds, must undergo prior review by the RPTC before being endorsed to the BOD for approval.

Material related party transactions, either individually or in aggregate over a twelve-month period with the same party, amounting to ten percent (10%) or more of the Bank's total consolidated assets, require the evaluation of an appointed external independent party and approval by at least a two-thirds vote of the BOD, with at least a majority of the independent directors.

The committees ensured that all related party transactions for the financial year are conducted in fair and at arm's-length terms.

Further, no director or officer participates in any discussion of a related party transaction for which he, she, or any member of his or her immediate family is a related party, including transactions of subordinates, except in order to provide material information on such related party transaction to RPTC.

Major subsidiaries, which include FMIC, PSBank, and MBCL, have their own respective RPTCs which assist their respective BODs in ensuring that transactions with related parties are reviewed to assess risks and are subjected to appropriate restrictions to ensure that these are conducted at arm's-length terms and that their corporate or business resources are not misappropriated or misapplied.

Details on significant related party transactions of the Group and the Parent Company follow (transactions with subsidiaries have been eliminated in the consolidated financial statements):

Category	Consolidated	
	Amount	Terms and Conditions/Nature
<b>2024</b>		
<b>Entity with Significant Influence Over the Group</b>		
<u>Outstanding Balance:</u>		
Deposit liabilities*	<b>₱1,274</b>	With annual fixed interest rates ranging from 0.05% to 5.25%, including time deposits with maturity terms ranging from 30 to 63 days (Note 16)
<u>Amount/Volume:</u>		
Deposit liabilities	<b>(1,257)</b>	Generally similar to terms and conditions above
Interest expense	<b>31</b>	Interest expense on deposit liabilities (Note 16)



Category	Consolidated	
	Amount	Terms and Conditions/Nature
<b>Subsidiaries</b>		
<u>Outstanding Balance:</u>		
Interbank loans receivable*	<b>₱2,161</b>	Foreign currency-denominated lending which earn annual fixed interest rates ranging from 2.1% to 3.0% with maturity terms from 9 to 14 days with minimal expected credit loss (Note 7)
Receivables from customers*	<b>3,615</b>	Secured - ₱495.6 million, unsecured - ₱3.1 billion with ECL of ₱11.7 million; With annual fixed interest rates at 5.40% and maturity terms ranging from 6 to 350 days (Note 9)
Accounts receivable	<b>165</b>	Non-interest bearing receivables on ATM, remittance and rental fees (Note 9)
Other receivables	<b>32</b>	Non-interest bearing receivables on rental fees (Note 9)
Deposit liabilities*	<b>7,169</b>	With annual fixed interest rates ranging from 0.05% to 6.13% including time deposits with maturity terms ranging from 6 to 90 days (Note 16)
<u>Amount/Volume:</u>		
Interbank loans receivable	<b>(6,480)</b>	Generally similar to terms and conditions above
Receivables from customers	<b>1,896</b>	Generally similar to terms and conditions above
Accounts receivable	<b>(5)</b>	Generally similar to terms and conditions above
Deposit liabilities	<b>1,330</b>	Generally similar to terms and conditions above
Interest income	<b>119</b>	Interest income on receivables from customers and interbank loan receivables (Notes 7 and 9)
Service charges, fees and commissions	<b>25</b>	Income on transactional fees
Trading and securities gain - net	<b>607</b>	Net gain from securities transactions (Note 8)
Foreign exchange loss - net	<b>(17)</b>	Net loss from foreign exchange transactions
Leasing income	<b>9</b>	Income from leasing agreements with various lease terms
Miscellaneous income	<b>191</b>	Information technology, internal audit fees and other fees (Note 25)
Interest expense	<b>235</b>	Interest expense on deposit liabilities and bills payable (Note 16 and 17)
Securities transactions		
Purchases	<b>21,967</b>	Outright purchases of investment securities at FVTPL and FVOCI
Sales	<b>39,840</b>	Outright sale of investment securities at FVTPL and FVOCI
Foreign currency		
Buy	<b>4,878</b>	Outright purchases of foreign currency
Sell	<b>14,121</b>	Outright sale of foreign currency
<b>Associates</b>		
<u>Outstanding Balance:</u>		
Receivables from customers	<b>₱1,256</b>	Unsecured, with ECL of ₱5.3 million; With annual fixed interest rates ranging from 5.65% to 6.55% and maturity terms ranging from 64 to 730 days (Note 9)
Deposit liabilities*	<b>1,632</b>	With annual fixed interest rates ranging from 0.05% to 5.00% including time deposits with maturity terms ranging from 41 to 45 days (Note 16)
<u>Amount/Volume:</u>		
Receivables from customers	<b>(775)</b>	Generally similar to terms and conditions above
Deposit liabilities	<b>(1,614)</b>	Generally similar to terms and conditions above
Interest Income	<b>122</b>	Interest income on receivables from customers (Note 9)
Trading and securities gain - net	<b>49</b>	Net gain from securities transactions (Note 8)
Foreign exchange gain- net	<b>5</b>	Net gain from foreign exchange transactions
Leasing income	<b>21</b>	Income from leasing agreements with various lease terms
Interest expense	<b>3</b>	Interest expense on deposit liabilities (Note 16)
Securities transactions		
Outright purchases	<b>2,476</b>	Outright purchases of FVTPL securities and FVOCI investments
Outright sales	<b>6,528</b>	Outright sale of investment securities at FVTPL and FVOCI
Foreign currency		
Buy	<b>500</b>	Outright purchases of foreign currency
Sell	<b>1,542</b>	Outright sale of foreign currency





Category	Consolidated	
	Amount	Terms and Conditions/Nature
<b>Other Related Parties</b>		
<u>Outstanding Balance:</u>		
Receivables from customers*	₱41,109	Secured - ₱6.2 billion, unsecured - ₱34.6 billion with ECL of ₱249.5 million, annual fixed interest rates ranging from 4.15% to 7.89% and maturity terms ranging from 6 days to 5 years. (Note 9)
Assets held under joint operations	137	Parcels of land and former branch sites of the Parent Company contributed to joint operations. (Note 14)
Deposit liabilities*	16,317	With annual fixed interest rates ranging from 0.05% to 5.75% including time deposits with maturity terms ranging from 6 to 364 days (Note 16)
<u>Amount/Volume:</u>		
Receivables from customers	3,211	Generally similar to terms and conditions above
Deposit liabilities	(1,203)	Generally similar to terms and conditions above
Interest income	2,193	Interest income on receivables from customers (Note 9)
Foreign exchange loss - net	(111)	Net loss from foreign exchange transactions
Leasing income	12	Income from leasing agreements with various lease terms
Interest expense	357	Interest expense on deposit liabilities (Note 16)
Lease payments	265	Payments for leasing agreements with various lease terms
Contingent		
Unused commercial LCs	55	LC transactions with various terms
Others	1	Bank guaranty with indemnity agreement
Securities transactions		
Outright Purchases	326	Outright purchases of investment securities at FVTPL
Outright Sales	939	Outright sale of investment securities at FVTPL
Foreign currency		
Buy	855	Outright purchases of foreign currency
Sell	147,913	Outright sale of foreign currency
<b>Key Personnel</b>		
<u>Outstanding Balance:</u>		
Receivables from customers	₱148	Secured - ₱117.6 million, unsecured - ₱30.6 million, no impairment; With annual fixed interest rates ranging from 6.00% to 9.00% and maturity terms from 1 to 16 years (Note 9)
Deposit liabilities	830	With various terms and minimum annual interest rate of 0.05% (Note 16)
<u>Amount/Volume:</u>		
Deposit liabilities	232	Generally similar to terms and conditions above
Interest income	4	Interest income on receivables from customers (Note 9)
<b>2023</b>		
Entity with Significant Influence Over the Group		
<u>Outstanding Balance:</u>		
Deposit liabilities*	₱2,531	With annual fixed interest rates ranging from 0.05% to 5.00%, including time deposits with maturity terms ranging from 19 to 30 days (Note 16)
<u>Amount/Volume:</u>		
Deposit liabilities	(6,514)	Generally similar to terms and conditions above
Interest expense	59	Interest expense on deposit liabilities (Note 16)
Securities transactions		
Sales	29	Outright sale of FVTPL
<b>Subsidiaries</b>		
<u>Outstanding Balance:</u>		
Interbank loans receivable*	₱8,641	Foreign currency-denominated lending which earn annual fixed interest rates ranging from 3.51% to 6.25% with maturity terms from 8 to 153 days (Note 7)
Receivables from customers*	1,719	Unsecured, with ECL of ₱7.1 million; With annual fixed interest rates ranging from 0.00% to 6.45% and maturity terms ranging from 4 to 240 days (Note 9)
Accounts receivable	170	Non-interest bearing receivables on remittance and rental fees (Note 9)
Other receivables	8	Non-interest bearing receivables on rental fees (Note 9)
Deposit liabilities*	5,839	With annual fixed interest rates ranging from 0.05% to 5.96% including time deposits with maturity terms ranging from 4 to 91 days (Note 16)
Treasury stock	70	Parent Company's shares held by FMIC's mutual fund subsidiary (Note 23)

(Forward)



Category	Consolidated	
	Amount	Terms and Conditions/Nature
<u>Amount/Volume:</u>		
Interbank loans receivable	(P2,565)	Generally similar to terms and conditions above
Receivables from customers	(1,618)	Generally similar to terms and conditions above
Accounts receivable	(50)	Generally similar to terms and conditions above
Deposit liabilities	(152)	Generally similar to terms and conditions above
Interest income	401	Interest income on receivables from customers and interbank loan receivables (Notes 7 and 9)
Service charges, fees and commissions	29	Income on transactional fees
Trading and securities gain - net	1,002	Net gain from securities transactions (Note 8)
Foreign exchange loss - net	(13)	Net loss from foreign exchange transactions
Leasing income	12	Income from leasing agreements with various lease terms
Miscellaneous income	171	Information technology services and other fees (Note 25)
Interest expense	272	Interest expense on deposit liabilities and bills payable (Note 16 and 17)
Securities transactions		
Purchases	43,789	Outright purchases of investment securities at FVTPL and FVOCI
Sales	77,931	Outright sale of investment securities at FVTPL and FVOCI
Foreign currency		
Buy	6,181	Outright purchases of foreign currency
Sell	11,052	Outright sale of foreign currency
<u>Associates</u>		
<u>Outstanding Balance:</u>		
Receivables from customers	P2,031	Unsecured, with ECL of P9.4 million; With annual fixed interest rates ranging from 6.30% to 6.55% and maturity terms ranging from 183 to 730 days (Note 9)
Deposit liabilities*	2,699	With annual fixed interest rates ranging from 0.05% to 5.13% including time deposits with maturity terms ranging from 32 to 45 days (Note 16)
<u>Amount/Volume:</u>		
Receivables from customers	1,324	Generally similar to terms and conditions above
Deposit liabilities	1,169	Generally similar to terms and conditions above
Interest Income	91	Interest income on receivables from customers (Note 9)
Trading and securities gain - net	69	Net gain from securities transactions (Note 8)
Foreign exchange gain - net	4	Net gain from foreign exchange transactions
Leasing income	2	Income from leasing agreements with various lease terms
Interest expense	1	Interest expense on deposit liabilities
Securities transactions		
Outright purchases	2,460	Outright purchases of FVTPL securities and FVOCI investments
Outright sales	7,024	Outright sale of investment securities at FVTPL and FVOCI
Foreign currency		
Buy	311	Outright purchases of foreign currency
Sell	1,197	Outright sale of foreign currency
<u>Other Related Parties</u>		
<u>Outstanding Balance:</u>		
Receivables from customers*	P37,898	Unsecured with ECL of P192.2 million, annual fixed interest rates ranging from 3.20% to 7.37% and maturity terms ranging from 9 days to 5 years.
Assets held under joint operations	219	Parcels of land and former branch sites of the Parent Company contributed to joint operations. (Note 14)
Deposit liabilities*	17,520	With annual fixed interest rates ranging from 0.05% to 6.00% including time deposits with maturity terms ranging from 4 to 360 days (Note 16)
<u>Amount/Volume:</u>		
Receivables from customers	3,265	Generally similar to terms and conditions above
Deposit liabilities	(13,618)	Generally similar to terms and conditions above
Interest income	2,112	Interest income on receivables from customers (Note 9)
Foreign exchange gain - net	159	Net gain from foreign exchange transactions
Profits from assets sold	1,299	Gain on sale of ropa
Interest expense	65	Interest expense on deposit liabilities (Note 16)
Lease payments	249	Payments for leasing agreements with various lease terms.
Securities transactions		
Outright Purchases	225	Outright purchases of investment securities at FVTPL
Outright Sales	1,332	Outright sale of investment securities at FVTPL
Foreign currency		
Buy	6,852	Outright purchases of foreign currency
Sell	129,951	Outright sale of foreign currency



Category	Consolidated	
	Amount	Terms and Conditions/Nature
Key Personnel		
<u>Outstanding Balance:</u>		
Receivables from customers	₱139	Secured - ₱108.4 million, unsecured - ₱30.6 million, no impairment; With annual fixed interest rates ranging from 0.00% to 9.00% and maturity terms from 1 to 19 years (Note 9)
Deposit liabilities	397	With various terms and minimum annual interest rate of 0.05% (Note 16)
<u>Amount/Volume:</u>		
Deposit liabilities	65	Generally similar to terms and conditions above
Interest income	4	Interest income on receivables from customers (Note 9)
<b>2022</b>		
<b>Entity with Significant Influence Over the Group</b>		
<u>Outstanding Balance:</u>		
Deposit liabilities*	₱9,045	With annual fixed interest rates ranging from 0.00% to 4.88%, including time deposits with maturity terms ranging from 30 to 34 days (Note 16)
<u>Amount/Volume:</u>		
Deposit liabilities	7,717	Generally similar to terms and conditions above
Bills payable	(108)	Generally similar to terms and conditions above
Interest expense	12	Interest expense on deposit liabilities (Note 16)
<b>Subsidiaries</b>		
<u>Outstanding Balance:</u>		
Interbank loans receivable*	₱11,206	Foreign currency-denominated lending which earn annual fixed interest rates ranging from 1.10% to 5.05% with maturity terms from 31 to 243 days (Note 7)
Receivables from customers*	3,337	Unsecured, with ECL of ₱4.50 million; With annual fixed interest rates ranging from 0.00% to 5.50% and maturity terms ranging from 5 to 210 days (Note 9)
Accounts receivable	220	Non-interest bearing receivables on remittance and rental fees (Note 9)
Other receivables	15	Non-interest bearing receivables on remittance (Note 9)
Deposit liabilities*	5,991	With annual fixed interest rates ranging from 0.00% to 5.00% including time deposits with maturity terms ranging from 5 to 91 days (Note 16)
Treasury stock	72	Parent Company's shares held by FMIC's mutual fund subsidiary (Note 23)
Dividends declared	1,132	Dividend declared by PSBank (Note 11)
<u>Amount/Volume:</u>		
Interbank loans receivable	2,442	Generally similar to terms and conditions above
Receivables from customers	3,002	Generally similar to terms and conditions above
Accounts receivable	84	Generally similar to terms and conditions above
Deposit liabilities	(279)	Generally similar to terms and conditions above
Bills payable	(40)	Generally similar to terms and conditions above
Interest income	157	Interest income on receivables from customers and interbank loan receivables (Notes 7 and 9)
Service charges, fees and commissions	38	Income on transactional fees
Trading and securities gain - net	540	Net gain from securities transactions (Note 8)
Foreign exchange gain - net	16	Net gain from foreign exchange transactions
Leasing income	26	Income from leasing agreements with various lease terms
Miscellaneous income	151	Information technology services and other fees (Note 25)
Interest expense	33	Interest expense on deposit liabilities and bills payable (Note 16 and 17)
Securities transactions		
Purchases	39,085	Outright purchases of investment securities at FVTPL and FVOCI
Sales	49,996	Outright sale of investment securities at FVTPL and FVOCI
Foreign currency		
Buy	13,937	Outright purchases of foreign currency
Sell	4,745	Outright sale of foreign currency



Category	Consolidated	
	Amount	Terms and Conditions/Nature
<b>Associates</b>		
<u>Outstanding Balance:</u>		
Receivables from customers	₱707	Unsecured, with ECL of ₱1.58 million; With annual fixed interest rates ranging from 0.00% to 5.55% and maturity terms ranging from 60 to 273 days (Note 9)
Deposit liabilities*	2,077	With annual fixed interest rates ranging from 0.00% to 5.13% including time deposits with maturity terms ranging from 31 to 357 days (Note 16)
<u>Amount/Volume:</u>		
Receivables from customers	66	Generally similar to terms and conditions above
Deposit liabilities	(27)	Generally similar to terms and conditions above
Interest Income	13	Interest income on receivables from customers (Note 9)
Trading and securities gain - net	6	Net gain from securities transactions (Note 8)
Leasing income	21	Income from leasing agreements with various lease terms
Interest expense	2	Interest expense on deposit liabilities
Securities transactions		
Outright purchases	342	Outright purchases of FVTPL securities and FVOCI investments
Outright sales	1,210	Outright sale of investment securities at FVTPL and FVOCI
Foreign currency		
Buy	335	Outright purchases of foreign currency
Sell	935	Outright sale of foreign currency
<b>Other Related Parties</b>		
<u>Outstanding Balance:</u>		
Receivables from customers*	₱34,633	Secured - ₱7.18 billion, unsecured - ₱27.46 billion, with ECL of ₱98.59 million. With annual fixed interest rates ranging from 0.00% to 6.84% and maturity terms ranging from 2 days to 5 years (Note 9)
Assets held under joint operations	219	Parcels of land and former branch sites of the Parent Company contributed to joint operations (Note 14)
Deposit liabilities*	31,138	With annual fixed interest rates ranging from 0.00% to 4.88% including time deposits with maturity terms ranging from 5 to 359 days (Note 16)
<u>Amount/Volume:</u>		
Receivables from customers	3,270	Generally similar to terms and conditions above
Deposit liabilities	8,985	Generally similar to terms and conditions above
Interest income	1,261	Interest income on receivables from customers (Note 9)
Foreign exchange loss - net	(160)	Net loss from foreign exchange transactions
Interest expense	59	Interest expense on deposit liabilities (Note 16)
Lease payments	40	Payments for leasing agreements with various lease terms.
Contingent		
Unused commercial LCs	58	LC transactions with various terms
Foreign currency		
Buy	9,308	Outright purchases of foreign currency
Sell	120,202	Outright sale of foreign currency
<b>Key Personnel</b>		
<u>Outstanding Balance:</u>		
Receivables from customers	₱117	Secured - ₱89.88 million, unsecured - ₱27.46 million, no impairment; With annual fixed interest rates ranging from 0.00% to 9.00% and maturity terms from 1 to 19 years (Note 9)
Deposit liabilities	332	With various terms and minimum annual interest rate of 0.00% (Note 16)
<u>Amount/Volume:</u>		
Receivables from customers	26	Generally similar to terms and conditions above
Deposit liabilities	63	Generally similar to terms and conditions above
Interest income	3	Interest income on receivables from customers (Note 9)

\* Includes accrued interest



Category	Parent Company	
	Amount	Terms and Conditions/Nature
<b>2024</b>		
<b>Entities with Significant Influence</b>		
<u>Outstanding Balance:</u>		
Deposit liabilities*	₱1,274	With annual fixed interest rate ranging from 0.05% to 5.25% including time deposits with maturity terms ranging from 30 to 63 days (Note 16)
<u>Amount/Volume:</u>		
Deposit liabilities	(1,257)	Generally similar to terms and conditions above
Interest expense	31	Interest expense on deposit liabilities (Note 16)
<b>Subsidiaries</b>		
<u>Outstanding Balance:</u>		
Interbank loans receivable*	₱2,161	Foreign currency-denominated lending which earn annual fixed interest rates ranging from 2.1% to 3.0% with maturity terms from 9 to 14 days with minimal expected credit loss (Note 7)
Receivables from customers*	3,615	Secured - ₱495.6 million, unsecured - ₱3,118.9 million, with ECL of ₱11.7 million; With annual fixed interest rates of 5.40% and maturity terms ranging from 6 to 350 days (Note 9)
Accounts receivable	96	Non-interest bearing receivables on ATM, remittance and rental fees (Note 9)
Other receivables	32	Non-interest bearing receivables on rental fees (Note 9)
Deposit liabilities*	6,439	With annual fixed interest rates ranging from 0.05% to 6.13% including time deposits with maturity terms ranging from 6 to 90 days (Note 16)
<u>Amount/Volume:</u>		
Interbank loans receivable	(6,480)	Generally similar to terms and conditions above
Receivables from customers	1,896	Generally similar to terms and conditions above
Accounts receivable	3	Generally similar to terms and conditions above
Deposit liabilities	1,724	Generally similar to terms and conditions above
Interest income	119	Interest income on receivables from customers and interbank loans receivables (Note 7 and 9)
Service charges, fees and commissions	25	Income from transactional fees
Trading and securities gain - net	593	Net gain from securities transactions (Note 8)
Foreign exchange loss - net	(17)	Net loss from foreign exchange transactions
Leasing income	9	Income from leasing agreements with various lease terms
Miscellaneous income	191	Information technology services and other fees (Note 25)
Interest expense	235	Interest expense on deposit liabilities (Note 16)
Securities transactions		
Purchases	21,789	Outright purchases of investment securities at FVTPL and FVOCI
Sales	39,322	Outright sale of investment securities at FVTPL and FVOCI
Foreign currency		
Buy	4,878	Outright purchases of foreign currency
Sell	14,121	Outright sale of foreign currency
<b>Associates</b>		
<u>Outstanding Balance:</u>		
Receivables from customers	₱1,256	Unsecured, with ECL of ₱5.3 million; With annual fixed interest rates ranging from 5.65% to 6.55% and maturity terms ranging from 64 to 730 days (Note 9)
Deposit liabilities*	1,618	With annual fixed interest rates ranging from 0.05% to 5.00% including time deposits with maturity terms from 41 to 45 days (Note 16)
<u>Amount/Volume:</u>		
Receivables from customers	(775)	Generally similar to terms and conditions above
Deposit liabilities	(1,081)	Generally similar to terms and conditions above
Interest Income	122	Interest income on receivables from customers
Trading and securities gain - net	49	Net gain from securities transactions (Note 8)
Foreign exchange gain - net	5	Net gain from foreign exchange transactions
Leasing income	2	Income from leasing agreements with various lease terms
Interest expense	4	Interest expense on deposit liabilities (Note 16)
Securities transactions		
Outright purchases	2,118	Outright purchases of HFT securities and AFS investments
Outright sales	5,620	Outright sale of investment securities at FVTPL and FVOCI

(Forward)



Category	Parent Company	
	Amount	Terms and Conditions/Nature
Foreign currency		
Buy	₱500	Outright purchase of foreign currency
Sell	1,542	Outright sale of foreign currency
Other Related Parties		
<u>Outstanding Balance:</u>		
Receivables from customers*	₱41,109	Secured – ₱6.2 billion, unsecured – ₱34.7 billion, with ECL of ₱249.5 million. With annual fixed interest rates ranging from 4.15% to 7.89% and maturity terms ranging from 6 days to 5 years (Note 9)
Assets held under joint operations	137	Parcels of land and former branch sites of the Parent Company contributed to joint operations (Note 14)
Deposit liabilities*	16,317	With annual fixed interest rates ranging from 0.05% to 5.75% including time deposits with maturity terms ranging from 6 to 364 days (Note 16)
<u>Amount/Volume:</u>		
Receivables from customers	3,211	Generally similar to terms and conditions above
Deposit liabilities	(1,203)	Generally similar to terms and conditions above
Interest income	2,193	Interest income on receivables from customers (Note 9)
Foreign exchange loss - net	(111)	Net loss from foreign exchange transactions
Interest expense	357	Interest expense on deposit liabilities (Note 16)
Lease Payments	265	Payments for leasing agreements with various lease terms
Contingent		
Unused commercial LCs	55	LC transactions with various terms
Others	1	Bank guaranty with indemnity agreement
Securities transactions		
Outright purchases	326	Outright purchases of FVTPL securities and FVOCI investments
Sales	332	Outright sale of investment securities at FVTPL and FVOCI
Foreign currency		
Buy	855	Outright purchases of foreign currency
Sell	147,913	Outright sale of foreign currency
Key Personnel		
<u>Outstanding Balance:</u>		
Receivables from customers	₱134	Secured - ₱117.1 million and unsecured - ₱16.5 million, no impairment; With annual fixed interest rates ranging from 6.00% to 9.00% and maturity terms from 5 to 16 years (Note 9)
Deposit liabilities	418	With various terms and minimum annual interest rate of 0.00% (Note 16)
<u>Amount/Volume:</u>		
Receivables from customers	10	Generally similar to terms and conditions above
Deposit liabilities	21	Generally similar to terms and conditions above
Interest income	3	Interest income on receivables from customers (Note 9)
2023		
<b>Entities with Significant Influence</b>		
<u>Outstanding Balance:</u>		
Deposit liabilities*	₱2,531	With annual fixed interest rate ranging from 0.05% to 5.00% including time deposits with maturity terms ranging from 19 to 30 days (Note 16)
<u>Amount/Volume:</u>		
Deposit liabilities	(6,514)	Generally similar to terms and conditions above
Interest expense	59	Interest expense on deposit liabilities (Note 16)
Subsidiaries		
<u>Outstanding Balance:</u>		
Interbank loans receivable*	₱8,641	Foreign currency-denominated lending which earn annual fixed interest rates ranging from 3.51% to 5.05% with maturity terms from 31 to 243 days with minimal expected credit loss (Note 7)
Receivables from customers*	1,719	Unsecured, with ECL of ₱7.1 million; With annual fixed interest rates ranging from 0.00% to 6.45% and maturity terms ranging from 4 to 240 days (Note 9)
Accounts receivable	93	Non-interest bearing receivables on remittance and rental fees (Note 9)
Other receivables	8	Non-interest bearing receivables on rental fees (Note 9)
Deposit liabilities*	4,715	With annual fixed interest rates ranging from 0.05% to 5.96% including time deposits with maturity terms ranging from 4 to 91 days (Note 16)
Treasury stock	70	Parent Company's shares held by FMIC's mutual fund subsidiary (Note 23)

(Forward)



Category	Parent Company	
	Amount	Terms and Conditions/Nature
<u>Amount/Volume:</u>		
Interbank loans receivable	(P2,565)	Generally similar to terms and conditions above
Receivables from customers	(1,618)	Generally similar to terms and conditions above
Accounts receivable	(91)	Generally similar to terms and conditions above
Deposit liabilities	(1,276)	Generally similar to terms and conditions above
Interest income	401	Interest income on receivables from customers and interbank loans receivables (Note 7 and 9)
Service charges, fees and commissions	1	Income from transactional fees
Trading and securities gain - net	998	Net gain from securities transactions (Note 8)
Foreign exchange loss - net	(13)	Net loss from foreign exchange transactions
Leasing income	8	Income from leasing agreements with various lease terms
Miscellaneous income	170	Information technology services and other fees (Note 25)
Interest expense	125	Interest expense on deposit liabilities (Note 16)
Securities transactions		
Purchases	43,656	Outright purchases of investment securities at FVTPL and FVOCI
Sales	77,497	Outright sale of investment securities at FVTPL and FVOCI
Foreign currency		
Buy	6,181	Outright purchases of foreign currency
Sell	11,052	Outright sale of foreign currency
<u>Associates</u>		
<u>Outstanding Balance:</u>		
Receivables from customers	P2,031	Unsecured, with ECL of P9.4 million; With annual fixed interest rates ranging from 6.30% to 6.55% and maturity terms ranging from 183 to 730 days (Note 9)
Deposit liabilities*	2,699	With annual fixed interest rates ranging from 0.05% to 5.13% including time deposits with maturity terms from 32 to 45 days (Note 16)
<u>Amount/Volume:</u>		
Receivables from customers	1,324	Generally similar to terms and conditions above
Deposit liabilities	741	Generally similar to terms and conditions above
Interest Income	91	Interest income on receivables from customers
Trading and securities gain - net	69	Net gain from securities transactions (Note 8)
Foreign exchange gain - net	4	Net gain from foreign exchange transactions
Leasing income	2	Income from leasing agreements with various lease terms
Interest expense	1	Interest expense on deposit liabilities (Note 16)
Securities transactions		
Outright purchases	2,350	Outright purchases of HFT securities and AFS investments
Outright sales	3,446	Outright sale of investment securities at FVTPL and FVOCI
Foreign currency		
Buy	311	Outright purchase of foreign currency
Sell	1,197	Outright sale of foreign currency
<u>Other Related Parties</u>		
<u>Outstanding Balance:</u>		
Receivables from customers*	P37,898	Unsecured, with ECL of P192.2 million. With annual fixed interest rates ranging from 3.20% to 7.37% and maturity terms ranging from 9 days to 5 years (Note 9)
Assets held under joint operations	219	Parcels of land and former branch sites of the Parent Company contributed to joint operations (Note 14)
Deposit liabilities*	17,520	With annual fixed interest rates ranging from 0.05% to 6.00% including time deposits with maturity terms ranging from 5 to 360 days (Note 16)
<u>Amount/Volume:</u>		
Receivables from customers	3,265	Generally similar to terms and conditions above
Deposit liabilities	(11,212)	Generally similar to terms and conditions above
Interest income	2,112	Interest income on receivables from customers (Note 9)
Foreign exchange gain - net	159	Net gain from foreign exchange transactions
Interest expense	65	Interest expense on deposit liabilities (Note 16)
Lease Payments	249	Payments for leasing agreements with various lease terms
Foreign currency		
Buy	6,852	Outright purchases of foreign currency
Sell	129,951	Outright sale of foreign currency



Category	Parent Company	
	Amount	Terms and Conditions/Nature
Key Personnel		
<u>Outstanding Balance:</u>		
Receivables from customers	₱124	Secured - ₱88.89 million and unsecured - ₱15.96 million, no impairment; With annual fixed interest rates ranging from 0.00% to 9.00% and maturity terms from 5 to 19 years (Note 9)
Deposit liabilities	397	With various terms and minimum annual interest rate of 0.00% (Note 16)
<u>Amount/Volume:</u>		
Receivables from customers	19	Generally similar to terms and conditions above
Deposit liabilities	65	Generally similar to terms and conditions above
Interest income	3	Interest income on receivables from customers (Note 9)
2022		
Entities with Significant Influence		
<u>Outstanding Balance:</u>		
Deposit liabilities*	₱9,045	With annual fixed interest rate ranging from 0.00% to 4.88% including time deposits with maturity terms ranging from 30 to 34 days (Note 16)
<u>Amount/Volume:</u>		
Deposit liabilities	7,717	Generally similar to terms and conditions above
Interest expense	12	Interest expense on deposit liabilities (Note 16)
<b>Subsidiaries</b>		
<u>Outstanding Balance:</u>		
Interbank loans receivable*	₱11,206	Foreign currency-denominated lending which earn annual fixed interest rates ranging from 1.10% to 5.05% with maturity terms from 31 to 243 days with minimal expected credit loss (Note 7)
Receivables from customers*	3,337	Unsecured, with ECL of ₱4.50 million; With annual fixed interest rates ranging from 0.00% to 5.50% and maturity terms ranging from 5 to 210 days (Note 9)
Accounts receivable	184	Non-interest bearing receivables on remittance and rental fees (Note 9)
Other receivables	15	Non-interest bearing receivables on remittance (Note 9)
Deposit liabilities*	5,991	With annual fixed interest rates ranging from 0.00% to 5.00% including time deposits with maturity terms ranging from 5 to 91 days (Note 16)
Treasury stock	72	Parent Company's shares held by FMIC's mutual fund subsidiary (Note 23)
Dividends declared	1,132	Dividends declared by PSBank (Note 11)
<u>Amount/Volume:</u>		
Interbank loans receivable	2,442	Generally similar to terms and conditions above
Receivables from customers	3,083	Generally similar to terms and conditions above
Accounts receivable	51	Generally similar to terms and conditions above
Deposit liabilities	(279)	Generally similar to terms and conditions above
Interest income	157	Interest income on receivables from customers and interbank loans receivables (Note 7 and 9)
Service charges, fees and commissions	3	Income from transactional fees
Trading and securities gain - net	539	Net gain from securities transactions (Note 8)
Foreign exchange gain - net	16	Net gain from foreign exchange transactions
Leasing income	8	Income from leasing agreements with various lease terms
Miscellaneous income	150	Information technology services and other fees (Note 25)
Interest expense	33	Interest expense on deposit liabilities (Note 16)
Securities transactions		
Purchases	37,043	Outright purchases of investment securities at FVTPL and FVOCI
Sales	49,841	Outright sale of investment securities at FVTPL and FVOCI
Foreign currency		
Buy	13,937	Outright purchases of foreign currency
Sell	4,745	Outright sale of foreign currency





Category	Parent Company	
	Amount	Terms and Conditions/Nature
<b>Associates</b>		
<u>Outstanding Balance:</u>		
Receivables from customers	₱707	Unsecured, with ECL of ₱1.58 million; With annual fixed interest rates ranging from 0.00% to 5.55% and maturity terms ranging from 60 to 273 days (Note 9)
Deposit liabilities*	1,958	With annual fixed interest rates ranging from 0.00% to 5.13% including time deposits with maturity terms from 32 to 357 days (Note 16)
<u>Amount/Volume:</u>		
Receivables from customers	66	Generally similar to terms and conditions above
Deposit liabilities	256	Generally similar to terms and conditions above
Interest Income	13	Interest income on receivables from customers
Trading and securities gain - net	6	Net gain from securities transactions (Note 8)
Leasing income	3	Income from leasing agreements with various lease terms
Interest expense	2	Interest expense on deposit liabilities (Note 16)
Securities transactions		
Outright purchases	140	Outright purchases of HFT securities and AFS investments
Outright sales	263	Outright sale of investment securities at FVTPL and FVOCI
Foreign currency		
Buy	335	Outright purchase of foreign currency
Sell	935	Outright sale of foreign currency
<b>Other Related Parties</b>		
<u>Outstanding Balance:</u>		
Receivables from customers*	₱34,633	Secured - ₱7.18 billion, unsecured - ₱27.46 billion, with ECL of ₱98.59 million; With annual fixed interest rates ranging from 0.00% to 6.84% and maturity terms ranging from 2 days to 5 years (Note 9)
Assets held under joint operations	219	Parcels of land and former branch sites of the Parent Company contributed to joint operations (Note 14)
Deposit liabilities*	28,732	With annual fixed interest rates ranging from 0.00% to 4.88% including time deposits with maturity terms ranging from 5 to 359 days (Note 16)
<u>Amount/Volume:</u>		
Receivables from customers	3,270	Generally similar to terms and conditions above
Deposit liabilities	14,067	Generally similar to terms and conditions above
Interest income	1,261	Interest income on receivables from customers (Note 9)
Foreign exchange loss - net	(160)	Net loss from foreign exchange transactions
Interest expense	59	Interest expense on deposit liabilities (Note 16)
Lease Payments	40	Payments for leasing agreements with various lease terms
Contingent		
Unused commercial LCs	58	LC transactions with various terms
Foreign currency		
Buy	9,308	Outright purchases of foreign currency
Sell	120,202	Outright sale of foreign currency
<b>Key Personnel</b>		
<u>Outstanding Balance:</u>		
Receivables from customers	₱105	Secured - ₱88.89 million and unsecured - ₱15.96 million, no impairment; With annual fixed interest rates ranging from 0.00% to 9.00% and maturity terms from 1 to 19 years (Note 9)
Deposit liabilities	332	With various terms and minimum annual interest rate of 0.00% (Note 16)
<u>Amount/Volume:</u>		
Receivables from customers	26	Generally similar to terms and conditions above
Deposit liabilities	63	Generally similar to terms and conditions above
Interest income	2	Interest income on receivables from customers (Note 9)

\* Includes accrued interest

As of December 31, 2024 and 2023, government bonds with total face value of ₱60.0 million (classified as 'Investment securities at amortized cost as of December 31, 2024 and 2023'), are pledged by PSBank to the Parent Company to secure the latter's payroll account with PSBank. Also, the Parent Company has assigned to PSBank government securities with total face value of ₱3.5 billion (classified as 'Investment securities at amortized cost') to secure PSBank's deposits to the Parent Company



Receivables from customers and deposit liabilities and their related statement of financial position and statement of income accounts resulted from the lending and deposit-taking activities of the Group and the Parent Company. Together with the sale of investment properties, borrowings, contingent accounts including derivative transactions, outright purchases and sales of securities and foreign currency buy and sell, leasing of office premises, securing of insurance coverage on loans and property risk, and other management services rendered, these are conducted in the normal course of business, at arm's-length transactions and are generally settled in cash. The amounts and related volumes and changes are presented in the summary above. Terms of receivables from customers, deposit liabilities and borrowings are also disclosed in Notes 9, 16 and 17, respectively, while other related party transactions above have been referred to their respective note disclosures.

The compensation of the key management personnel of the Group and the Parent Company follows:

	Consolidated			Parent Company		
	2024	2023	2022	2024	2023	2022
Short-term employee benefits	<b>₱5,485</b>	₱4,734	₱4,232	<b>₱4,616</b>	₱3,832	₱3,303
Post-employment benefits	<b>103</b>	116	140	<b>63</b>	81	86
	<b>₱5,588</b>	₱4,850	₱4,372	<b>₱4,679</b>	₱3,913	₱3,389

Director's fees and bonuses of the Parent Company in 2024, 2023 and 2022 amounted to ₱70.7 million, ₱70.2 million and ₱68.1 million, respectively.

#### Transactions with Retirement Plans

Under PFRS, certain post-employment benefit plans are considered as related parties. The Parent Company has business relationships with a number of related party retirement plans pursuant to which it provides trust and management services to these plans. Certain trustees of the plans are either officers or directors of the Parent Company and/or the subsidiaries. Income earned by the Parent Company from such services amounted to ₱135.7 million, ₱160.2 million and ₱127.0 million in 2024, 2023 and 2022, respectively. In 2024, 2023 and 2022, the Parent Company purchased securities totaling ₱5.4 billion, ₱8.1 billion and ₱7.4 billion, respectively, from its related party retirement plans and also sold securities totaling ₱5.6 billion, ₱10.4 billion and ₱13.0 billion, respectively, and recognized minimal net trading gain in 2024, and net trading losses of ₱0.4 million and ₱8.0 million in 2023 and 2022, respectively. Further, as of December 31, 2024 and 2023, the total outstanding deposit liabilities of the Group from these related party retirement funds amounted to ₱144.3 million and ₱120.2 million, respectively. Interest expense on deposit liabilities amounted to ₱1.2 million, ₱25.3 million and ₱2.9 million in 2024, 2023 and 2022, respectively.

As of December 31, 2024 and 2023, the related party retirement plans also hold investments in the equity shares of various companies within the Group amounting to ₱138.7 million with unrealized trading losses of ₱13.3 million and ₱31.7 million, respectively, and investments in mutual funds and trust funds of various companies within the Group amounting to ₱1.6 billion and ₱1.4 billion, respectively, with unrealized trading gains of ₱51.2 million and ₱108.7 million, respectively. Further as of December 31, 2024 and 2023, investments in the corporate bonds of the Parent Company by the related party retirement plans amounted to nil and ₱49.4 million, respectively, with unrealized trading gains of nil and ₱0.2 million, respectively. In 2024, 2023 and 2022, realized trading gains/(losses) recognized by the related party retirement plans amounted to ₱61.6 million, (₱5.9 million) and (₱3.7 million), respectively, and dividend income recognized amounted to ₱2.5 million, ₱1.4 million, and ₱1.2 million, respectively.



---

### 33. Foreign Exchange

Closing rates as of December 31 and WAR for each of the year ended December 31 are as follows:

		BAP	
	2024	2023	2022
Closing	₱57.85	₱55.37	₱55.76
WAR	57.28	55.63	54.50

---

### 34. Other Matters

The Group has no significant matters to report in 2024 on the following:

- Known trends, events or uncertainties that would have material impact on liquidity and on the sales or revenues.
- Explanatory comments about the seasonality or cyclicalities of operations.
- Issuances, repurchases and repayments of debt and equity securities except for the issuances of the US\$1.0 billion senior unsecured notes of the Parent Company and the CN¥300.0 million bonds of MBCL as discussed in Note 19; maturity of the ₱23.7 billion fixed rate bonds of the Parent Company as discussed in Note 19; and the maturities of the ₱8.68 billion and ₱3.75 billion LTNCDs of the Parent Company and ₱5.08 billion LTNCD of PSBank as discussed in Note 16.
- Unusual items as to nature, size or incidents affecting assets, liabilities, equity, net income or cash flows except for the payment of cash dividends by the Parent Company, as discussed in Note 23.
- Effect of changes in the composition of the Group during the year, including business combinations, acquisition or disposal of subsidiaries and long-term investments, restructurings, and discontinuing operations except for (1) RMB 200.0 additional investment to MBCL; (2) investment to FMIRBI, a newly established subsidiary; and (3) the disposal of the entire equity investment of FMIC in various fund assets as discussed in Note 11.

---

### 35. Subsequent Events

- On January 16, 2025, the BOD of PSBank declared a 7.50% regular cash dividend for the fourth quarter of 2024 amounting to ₱320.14 million or ₱0.75 per share payable on February 17, 2025 to all stockholders at record date as of February 3, 2025.
- On January 16, 2025, FMIRBI received the Insurance Commission's approval to operate as an insurance and reinsurance broker from January 1, 2025 to December 31, 2027.
- On February 19, 2025, the BOD of the Parent Company approved the following:
  - Declaration of ₱ 3.00 regular cash dividend, payable on a semi-annual basis. The first payout of ₱ 1.50 per share is payable on March 28, 2025 to all stockholders of record as of March 6, 2025. Record and payment dates for the second payout of ₱ 1.50 per share will be determined during the regular meeting of the BOD in August 2025; and
  - Declaration of ₱2.00 special cash dividend payable on March 28, 2025 to all stockholders of record as of March 6, 2025.



### 36. Approval of the Release of the Financial Statements

The accompanying financial statements of the Group and of the Parent Company were authorized for issue by the BOD on February 19, 2025.

### 37. Report on the Supplementary Information Required under Section 174 of the Manual of Regulations for Banks

#### Supplementary Information Under Section 174 of the Manual of Regulations for Banks

On January 8, 2020, the Monetary Board approved the amendments to the relevant provisions of the Manual of Regulations for Banks and Manual of Regulations for Foreign Exchange Transactions. Among the provisions is the requirement to include the following additional information to the Audited Financial Statements.

#### a. *Quantitative indicators of financial performance*

The following basic ratios measure the financial performance of the Group and the Parent Company:

	Consolidated			Parent Company		
	2024	2023	2022	2024	2023	2022
Return on average equity <sup>(1)</sup>	12.97%	12.51%	10.29%	12.95%	12.49%	10.27%
Return on average assets <sup>(2)</sup>	1.45%	1.42%	1.23%	1.62%	1.61%	1.41%
Net interest margin on average earning assets <sup>(3)</sup>	3.77%	3.90%	3.56%	3.67%	3.83%	3.47%

<sup>(1)</sup> Net income attributable to equity holders of the Parent Company for the year divided by average total equity attributable to the Parent Company.

<sup>(2)</sup> Net income attributable to equity holders of the Parent Company for the year divided by average total assets.

<sup>(3)</sup> Net interest income for the year divided by average interest-earning assets.

#### b. *Description of capital instrument issued*

The Group and the Parent Company consider its common stock and subordinated debts as capital instruments eligible as Tier 1 and Tier 2 capitals.

#### c. *Significant Credit Exposures*

Significant credit exposures of loans as to industry, gross of unearned discount and capitalized interest, follows:

	Consolidated				Parent Company			
	2024		2023		2024		2023	
	Amount	%	Amount	%	Amount	%	Amount	%
Real estate activities	₱327,236	17.85	₱294,634	18.80	₱286,257	17.88	₱243,298	17.83
Wholesale and retail trade, repair of motor vehicles and motorcycles	260,229	14.20	204,743	13.07	227,930	14.24	188,900	13.85
Manufacturing	198,032	10.81	182,083	11.62	194,411	12.14	179,011	13.12
Financial and insurance activities	176,043	9.60	154,732	9.88	170,072	10.62	150,463	11.03
Information and communication	127,555	6.97	100,198	6.39	127,456	7.96	100,085	7.34
Transportation and storage	110,927	6.05	67,081	4.28	108,711	6.79	60,062	4.40
Electricity, gas, steam and air conditioning supply	76,059	4.15	71,806	4.58	73,990	4.62	69,855	5.12
Construction	72,739	3.97	64,362	4.11	47,530	2.97	45,484	3.33
Water supply, sewerage, waste management and remediation activities	31,794	1.73	14,730	0.94	31,717	1.98	14,656	1.07
Administrative and support service activities	21,987	1.20	21,405	1.37	6,093	0.38	5,136	0.38
Agriculture, forestry, and fishing	21,875	1.19	23,223	1.48	20,842	1.30	21,876	1.60
Accommodation and food service activities	13,858	0.76	17,455	1.11	13,567	0.85	17,230	1.26
Arts, entertainment and recreation	3,192	0.17	1,606	0.10	3,112	0.20	1,527	0.11
Activities of household employees	94,864	5.18	2,342	0.15	2,069	0.13	2,155	0.16
Other service activities	1,689	0.09	1,819	0.12	1,689	0.11	1,819	0.13
Education	1,586	0.09	475	0.03	1,306	0.08	345	0.03
Mining and quarrying	1,453	0.08	1,623	0.10	1,173	0.07	1,312	0.10
Professional scientific and technical activities	1,444	0.08	1,508	0.10	1,303	0.08	1,316	0.10
Human health and social work activities	606	0.03	795	0.05	522	0.03	569	0.04
Others	289,673	15.80	340,426	21.72	281,235	17.57	259,175	19.00
	₱1,832,841	100.00	₱1,567,046	100.00	₱1,600,985	100.00	₱1,364,274	100.00



The Group considers that concentration of credit exists when total loan exposure to a particular industry or economic sector exceeds 30.00% of total loan portfolio.

*d. Breakdown of loans*

The following table shows information relating to receivables from customers by collateral, gross of unearned discounts and capitalized interest:

	Consolidated				Parent Company			
	2024		2023		2024		2023	
	Amount	%	Amount	%	Amount	%	Amount	%
Secured by:								
Other securities	<b>₱294,928</b>	<b>16.09</b>	₱262,418	16.75	<b>₱294,928</b>	<b>18.42</b>	₱262,418	19.23
Chattel	<b>102,980</b>	<b>5.62</b>	93,544	5.97	<b>21,622</b>	<b>1.35</b>	19,899	1.46
Real estate	<b>94,333</b>	<b>5.15</b>	88,400	5.64	<b>60,875</b>	<b>3.80</b>	57,233	4.20
Equity securities	<b>60,356</b>	<b>3.29</b>	52,186	3.33	<b>6,379</b>	<b>0.40</b>	6,544	0.48
Deposit hold-out	<b>46,739</b>	<b>2.55</b>	37,781	2.41	<b>46,239</b>	<b>2.89</b>	37,183	2.73
Others	<b>20,768</b>	<b>1.13</b>	13,573	0.87	<b>7,518</b>	<b>0.47</b>	454	0.03
	<b>620,104</b>	<b>33.83</b>	547,902	34.97	<b>437,561</b>	<b>27.33</b>	383,731	28.13
Unsecured	<b>1,212,737</b>	<b>66.17</b>	1,019,144	65.03	<b>1,163,424</b>	<b>72.67</b>	980,543	71.87
	<b>₱1,832,841</b>	<b>100.00</b>	₱1,567,046	100.00	<b>₱1,600,985</b>	<b>100.00</b>	₱1,364,274	100.00

Non-performing loans (NPLs) included in the total loan portfolio of the Group and the Parent Company, as reported to the BSP, are presented below:

	Consolidated		Parent Company	
	2024	2023	2024	2023
Gross NPLs	<b>₱25,985</b>	₱26,180	<b>₱20,277</b>	₱19,518
Less allowance for credit losses	<b>19,635</b>	18,658	<b>16,647</b>	15,372
Net carrying amount	<b>₱6,350</b>	₱7,522	<b>₱3,630</b>	₱4,146

Under banking regulations, loan accounts shall be considered non-performing, even without any missed contractual payments, when they are considered impaired under existing accounting standards, classified as doubtful or loss, in litigation, and/or there is evidence that full repayment of principal or interest is unlikely without foreclosure of collateral, if any. All other loans, even if not considered impaired, shall be considered non-performing if any principal and/or interest are unpaid for more than ninety (90) days from contractual due date, or accrued interests for more than ninety (90) days have been capitalized, refinanced, or delayed by agreement. Restructured loans shall be considered non-performing. However, if prior to restructuring, the loans were categorized as performing, such classification shall be retained. Moreover, NPLs shall remain classified as such until (a) there is sufficient evidence to support that full collection of principal and interests is probable and payments of interest and/or principal are received for at least six (6) months; or (b) written-off. Microfinance and other small loans with similar credit characteristics shall be considered non-performing after contractual due date or after they have become past due.

*e. Information on related party loans*

In the ordinary course of business, the Group has loan transactions with investees and with certain directors, officers, stockholders and related interests (DOSRI) based on BSP Circular No. 423 dated March 15, 2004, as amended. Existing banking regulations limit the amount of individual loans to DOSRI, 70.00% of which must be secured, to the total of their respective deposits and book value of their respective investments in the lending company within the Group. In the aggregate, loans to DOSRI generally should not exceed the respective total equity or 15.00% of the respective total loan portfolio, whichever is lower, of the Parent Company, PSBank, FMIC, and ORIX Metro.



The following table shows information on related party loans as reported to the BSP:

	2024		2023	
	DOSRI Loans	Related Party Loans	DOSRI Loans	Related Party Loans
<b>Consolidated</b>				
Total outstanding loans	₱7,032	₱79,707	₱7,949	₱61,228
Percent of DOSRI/Related Party Loans to total loan portfolio	0.37%	4.20%	0.49%	3.77%
Percent of unsecured DOSRI/Related Party Loans to total DOSRI/Related Party Loans	11.57%	99.30%	5.05%	98.79%
Percent of past due DOSRI/Related Party Loans to total DOSRI/Related Party Loans	0.02%	0.01%	0.01%	0.00%
Percent of non-performing DOSRI/Related Party Loans to total DOSRI/Related Party Loans	0.01%	0.01%	0.00%	0.00%
<b>Parent Company</b>				
Total outstanding loans	₱6,816	₱88,385	₱7,724	₱61,228
Percent of DOSRI/Related Party Loans to total loan portfolio	0.42%	5.21%	0.55%	4.34%
Percent of unsecured DOSRI/Related Party Loans to total DOSRI/Related Party Loans	8.92%	99.34%	2.39%	98.79%
Percent of past due DOSRI/Related Party Loans to total DOSRI/Related Party Loans	0.02%	0.01%	0.01%	0.00%
Percent of non-performing DOSRI/Related Party Loans to total DOSRI/Related Party Loans	0.01%	0.01%	0.00%	0.00%

BSP Circular Nos. 560 and 654 provide the rules and regulations that govern loans, other credit accommodations and guarantees granted to subsidiaries and affiliates of banks and quasi-banks which require that the total outstanding loans, other credit accommodations and guarantees to each of the bank's/quasi-bank's subsidiaries and affiliates shall not exceed 10.00%, while a separate individual limit of 25.00% for those engaged in energy and power generation, of the net worth of the lending bank/quasi-bank, provided that the unsecured portion of which shall not exceed 5.00% or 12.50%, respectively, of such net worth. Further, the total outstanding loans, credit accommodations and guarantees to all subsidiaries and affiliates shall not exceed 20.00% of the net worth of the lending bank/quasi-bank; and the subsidiaries and affiliates of the lending bank/quasi-bank are not related interest of any director, officer and/or stockholder of the lending institution, except where such director, officer or stockholder sits in the BOD or is appointed officer of such corporation as representative of the bank/quasi-bank as reported to the BSP. As of December 31, 2024 and 2023, the total outstanding loans, other credit accommodations and guarantees to each of the Parent Company's subsidiaries and affiliates did not exceed 10.00% of the Parent Company's net worth, as reported to the BSP, and the unsecured portion did not exceed 5.00% of such net worth wherein the total outstanding loans, other credit accommodations and guarantees to all such subsidiaries and affiliates represent 11.26% and 12.34%, respectively, of the Parent Company's net worth. The Parent Company has no outstanding loans, other credit accommodations and guarantees to subsidiaries and affiliates engaged in energy and power generation.

Total interest income on DOSRI loans in 2024, 2023 and 2022 amounted to ₱419.3 million, ₱461.9 million and ₱264.8 million, respectively, for the Group, and ₱407.3 million, ₱457.1 million and ₱259.4 million, respectively, for the Parent Company.



*f. Secured Liabilities and Assets Pledged as Security*

The following are the carrying values of government debt securities pledged and transferred under SSURA transactions of the Group and the Parent Company:

	Consolidated				Parent Company			
	2024		2023		2024		2023	
	Transferred Securities	SSURA	Transferred Securities	SSURA	Transferred Securities	SSURA	Transferred Securities	SSURA
Investment securities at FVTPL	<b>₱83,564</b>	<b>₱83,292</b>	₱—	₱—	<b>₱83,564</b>	<b>₱83,292</b>	₱—	₱—
Investment securities at FVOCI								
Government	46,677	43,099	115,803	101,291	46,677	43,099	115,803	101,291
Private	—	—	2,294	2,294	—	—	—	—
Investment securities at amortized cost	<b>168,582</b>	<b>150,237</b>	35,925	31,215	<b>168,582</b>	<b>150,237</b>	35,654	30,943
	<b>₱298,823</b>	<b>₱276,628</b>	₱154,022	₱134,800	<b>₱298,823</b>	<b>₱276,628</b>	₱151,457	₱132,234

*g. Contingencies and commitments arising from off-balance sheet items*

The following is a summary of contingencies and commitments at their peso-equivalent contractual amounts arising from off-balance sheet items:

	Consolidated		Parent Company	
	2024	2023	2024	2023
Trust Banking Group accounts (Note 29)	<b>₱581,368</b>	₱497,607	<b>₱565,936</b>	₱485,425
Forward exchange sold	394,694	485,257	371,734	474,199
Forward exchange bought	385,994	676,781	385,994	676,781
Cross currency swaps	371,555	311,368	371,555	311,368
Credit card lines	332,364	276,839	332,364	276,839
Interest rate swaps	325,492	234,251	325,492	234,251
Unused commercial letters of credit (Note 32)	71,604	61,936	57,440	45,558
Undrawn commitments - facilities to lend	53,640	53,740	53,580	53,729
Derivative spot	52,588	111,561	52,559	111,533
Bank guaranty with indemnity agreement (Note 32)	15,499	11,732	15,498	11,732
FX options	13,935	25,108	13,935	25,108
Bond futures	—	13,095	—	13,095
Interest rate options	11,527	15,700	—	—
Credit line certificate with bank commission	7,300	3,963	7,300	3,963
Outstanding guarantees	5,330	6,637	5,330	6,637
Credit default swaps	3,181	3,045	3,181	3,045
Outstanding shipside bonds/airway bills	1,715	1,436	923	656
Inward bills for collection	1,521	1,662	1,521	1,661
Late deposits/payments received	1,053	944	1,053	943
Outward bills for collection	967	640	883	559
Confirmed export letters of credits	24	44	—	—
Others	29,578	27,480	7,111	6,825
	<b>₱2,660,929</b>	₱2,820,826	<b>₱2,573,389</b>	₱2,743,907

**38. Report on the Supplementary Information Required Under Revenue Regulations (RR) No. 15-2010**

Supplementary Information Under RR No. 15-2010

On November 25, 2010, the BIR issued RR No. 15-2010 to amend certain provisions of RR No. 21-2002 which provides that starting 2010, the notes to financial statements shall include information on taxes, duties and license fees paid or accrued during the taxable year.



The Parent Company reported the following types of taxes for the year ended December 31, 2024 included under 'Taxes and licenses' account in the statement of income:

GRT	₱7,374
DST	3,990
Local taxes	272
Real estate tax	106
Others	410
	<u>₱12,152</u>

Details of the total withholding taxes remittances for the taxable year December 31, 2024 follow:

Taxes withheld on compensation	₱3,501
Final withholding taxes	10,353
Expanded withholding taxes	1,315
	<u>₱15,169</u>

As of December 31, 2024, the Parent Company has no outstanding tax cases under preliminary investigation, litigation, and/or prosecution in courts or bodies outside the BIR.





## **INDEPENDENT AUDITOR'S REPORT ON SUPPLEMENTARY SCHEDULES**

The Stockholders and the Board of Directors  
Metropolitan Bank & Trust Company  
GT Tower International  
6813 Ayala Ave., corner H.V. Dela Costa St.,  
Brgy. Bel-Air, 1227, Makati City

We have audited in accordance with Philippine Standards on Auditing, the consolidated financial statements of Metropolitan Bank & Trust Company (the Company) as at December 31, 2024, and 2023 and for each of the three years in the period ended December 31, 2024, and have issued our report thereon dated February 19, 2025. Our audits were made for the purpose of forming an opinion on the basic consolidated financial statements taken as a whole. The schedules listed in the Index to the Supplementary Schedules are the responsibility of the Company's management. These schedules are presented for purposes of complying with the Revised Securities Regulation Code Rule 68 and are not part of the basic consolidated financial statements. These schedules have been subjected to the auditing procedures applied in the audit of the basic consolidated financial statements and, in our opinion, fairly state, in all material respects, the financial information required to be set forth therein in relation to the basic consolidated financial statements taken as a whole.

**SYCIP GORRES VELAYO & CO.**

  
Miguel U. Ballelos, Jr.

Partner

CPA Certificate No. 109950

Tax Identification No. 241-031-088

BOA/PRC Reg. No. 0001, April 16, 2024, valid until August 23, 2026

BIR Accreditation No. 08-001998-114-2025, January 8, 2025, valid until January 7, 2028

PTR No. 10465266, January 2, 2025, Makati City

February 19, 2025



## **INDEPENDENT AUDITOR'S REPORT ON COMPONENTS OF FINANCIAL SOUNDNESS INDICATORS**

The Stockholders and the Board of Directors  
Metropolitan Bank & Trust Company  
GT Tower International  
6813 Ayala Ave., corner H.V. Dela Costa St.,  
Brgy. Bel-Air, 1227, Makati City

We have audited in accordance with Philippine Standards on Auditing, the consolidated financial statements of Metropolitan Bank & Trust Company (the Company) as at December 31, 2024 and 2023 and for each of the three years in the period ended December 31, 2024, and have issued our report thereon dated February 19, 2025. Our audits were made for the purpose of forming an opinion on the basic consolidated financial statements taken as a whole. The Supplementary Schedule on Financial Soundness Indicators, including their definitions, formulas, calculation, and their appropriateness or usefulness to the intended users, are the responsibility of the Company's management. These financial soundness indicators are not measures of operating performance defined by Philippine Financial Reporting Standards (PFRSs) and may not be comparable to similarly titled measures presented by other companies. This schedule is presented for the purpose of complying with the Revised Securities Regulation Code Rule 68 issued by the Securities and Exchange Commission, and is not a required part of the basic consolidated financial statements prepared in accordance with PFRSs. The components of these financial soundness indicators have been traced to the Company's consolidated financial statements as at December 31, 2024 and 2023 and for each of the three years in the period ended December 31, 2024 and no material exceptions were noted.

SYCIP GORRES VELAYO & CO.

*Miguel U. Ballelos, Jr.*

Miguel U. Ballelos, Jr.

Partner

CPA Certificate No. 109950

Tax Identification No. 241-031-088

BOA/PRC Reg. No. 0001, April 16, 2024, valid until August 23, 2026

BIR Accreditation No. 08-001998-114-2025, January 8, 2025, valid until January 7, 2028

PTR No. 10465266, January 2, 2025, Makati City

February 19, 2025



**METROPOLITAN BANK & TRUST COMPANY AND SUBSIDIARIES  
INDEX TO CONSOLIDATED FINANCIAL STATEMENTS  
AND SUPPLEMENTARY SCHEDULES  
DECEMBER 31, 2024**

**Schedules Required under Annex 68-E of the Securities Regulation Code Rule 68**

<b>Schedule</b>	<b>Description</b>	<b>Page No.</b>
A	Financial Assets Financial Assets at Fair Value Through Profit of Loss Financial Assets at Fair Value Through Other Comprehensive Income Financial Assets at Amortized Cost-Unquoted Debt Securities	1
B	Amounts Receivable from Directors, Officers, Employees, Related Parties, and Principal Stockholders (Other than Related Parties)	2
C	Amounts Receivable from Related Parties which are Eliminated during the Consolidation of Financial Statements	3
D	Long-Term Debt	4
E	Indebtedness to Related Parties (Long-Term Loans from Related Companies)	5
F	Guarantees of Securities of Other Issuers	6
G	Capital Stock	7

**Other Required Schedules/Information**

Reconciliation of Retained Earnings Available for Dividend Declaration	8
Map Showing the Relationship Between and Among Related Entities	9-12
Financial Indicators	13
Supplementary Schedule of External Auditor Fee-Related Information	14

**Metropolitan Bank & Trust Company and Subsidiaries**  
**Schedule A - Financial Assets**  
**December 31, 2024**

Name of issuing entity and association of each issue	Number of shares or principal amount of bonds and notes (in million)	Amount shown in the balance sheet (in ₱ million)	Valued based on market quotation at end of reporting period (in ₱ million)	Income received and accrued (in ₱ million)
<b>FINANCIAL ASSETS AT FAIR VALUE THROUGH PROFIT OR LOSS (FVTPL)</b>				
<b>Held-for-Trading (HFT) Securities</b>				
<b>Debt Securities</b>				
Philippine Government Bonds (including its agencies)	111,980	111,350	111,350	
Other Government Bonds	89,971	89,415	89,415	
Private	5,298	5,265	5,265	
		206,030	206,030	5,030
<b>Equity Securities</b>	55	153	153	113
<b>Derivative Assets</b>		20,119	20,119	-
<b>TOTAL FINANCIAL ASSETS AT FVTPL</b>		<b>226,302</b>	<b>226,302</b>	<b>5,143</b>
<b>FINANCIAL ASSETS AT FAIR VALUE THROUGH OTHER COMPREHENSIVE INCOME (FVOCI)</b>				
<b>Debt Securities</b>				
Philippine Government Bonds (including its agencies)	492,066	486,553	486,553	
Other Government Bonds	55,366	54,441	54,441	
Private	29,872	29,946	29,946	
		570,940	570,940	23,035
<b>Equity Securities</b>	179	2,061	2,061	48
<b>TOTAL FINANCIAL ASSETS AT FVOCI</b>		<b>573,001</b>	<b>573,001</b>	<b>23,083</b>
<b>FINANCIAL ASSETS AT AMORTIZED COST</b>				
<b>Debt Securities</b>				
Philippine Government Bonds (including its agencies)	460,336	463,711	462,097	
Other Government Bonds	10,079	10,065	9,896	
Private	1,242	1,248	1,253	
<b>TOTAL FINANCIAL ASSETS AT AMORTIZED COST</b>		<b>475,024</b>	<b>473,246</b>	<b>26,979</b>
<b>UNQUOTED DEBT SECURITIES</b>				
	546	17	17	-

**METROPOLITAN BANK & TRUST COMPANY AND SUBSIDIARIES**  
**Schedule B - Amounts Receivable from Directors, Officers, Employees, Related Parties**  
**and Principal Stockholders (Other Than Related Parties)**  
**December 31, 2024**

Name and Designation of Debtor	Balance at Beginning of Period	Additions	Amounts Collected	Amounts Written Off	Current	Not Current	Balance at End of Period
--------------------------------	--------------------------------------	-----------	-------------------	------------------------	---------	-------------	-----------------------------

**NOT APPLICABLE**

**Note:** Transactions to these parties are made in the ordinary course of business.

**METROPOLITAN BANK & TRUST COMPANY AND SUBSIDIARIES**  
**Schedule C - Amounts Receivable from Related Parties which are eliminated during the consolidation of financial statements**  
**December 31, 2024**  
(in millions )

Name and Designation of debtor	Balance at beginning of period	Additions	Deductions		Current	Not Current	Balance at end of period
			Amounts collected	Amounts written off			
First Metro Investment Corporation	5	1,420	916	-	509	-	509
Metropolitan Bank (China) Ltd.	8,641	2,746	9,225	-	2,162	-	2,162
Orix Metro Leasing and Finance Corporation	1,719	4,651	3,250	-	3,120	-	3,120
Philippine Savings Bank	72	18,678	18,655	-	95	-	95
Remittance Centers :							-
Metro Remittance (Singapore) Pte. Ltd.	-	76	76	-	-	-	-
Metro Remittance (USA) Inc.	80	833	857	-	56	-	56
Metro Remittance (UK) Limited	21	208	202	-	27	-	27
Metro Remittance (Hong Kong) Limited	-	10	5	-	5	-	5
Others	-	31	21	-	10	-	10
	10,538	28,653	33,207	-	5,984	-	5,984

**METROPOLITAN BANK & TRUST COMPANY AND SUBSIDIARIES**  
**Schedule D - Long Term Debt**  
**December 31, 2024**  
**(in millions)**

Title of Issue and type of obligation	Amount authorized by indenture	Amount shown under caption "Current portion of long-term debt" in related balance sheet	Amount shown under caption "Long-Term Debt" in related balance sheet	Interest Rates	Maturity Dates
<b><i>Bonds Payable</i></b>					
Bonds Payable - USD Senior Unsecured Notes	\$ 500	-	28,819	2.125%	January 15, 2026
Bonds Payable - Fixed Rate Bonds	₱ 19,000	-	18,953	3.600%	September 4, 2026
Bonds Payable - Fixed Rate Bonds	¥300	-	2,378	2.600%	June 25, 2027
Bonds Payable - USD Senior Unsecured Notes	\$ 500	-	28,646	5.375%	March 6, 2029
Bonds Payable - USD Senior Unsecured Notes	\$ 500	-	28,440	5.500%	March 6, 2034
<b><i>Total Bonds Payable</i></b>		-	107,236		
<b><i>Bills Payable and SSURA</i></b>					
	300,652	300,652	-	various	various
		300,652	107,236		

**METROPOLITAN BANK & TRUST COMPANY AND SUBSIDIARIES**  
**Schedule E - Indebtedness to Related Parties (Long-Term Loans from Related Companies)**  
**December 31, 2024**

Name of Related Party	Balance at Beginning of Period	Balance at End of Period
-----------------------	--------------------------------	--------------------------

**NOT APPLICABLE**



**METROPOLITAN BANK & TRUST COMPANY AND SUBSIDIARIES**

**Schedule F - Guarantees of Securities of Other Issuers**

**December 31, 2024**

Name of Issuing Entity of Securities Guaranteed by the Company for which this Statement is Filed	Title of Issue of Each Class of Securities Guaranteed	Total Amount Guaranteed and Outstanding	Amount Owned by Person for which this Statement is Filed	Nature of Guarantee
--	---	---	--	---------------------

**NOT APPLICABLE**

**METROPOLITAN BANK & TRUST COMPANY AND SUBSIDIARIES**  
**Schedule G - Capital Stock**  
**December 31, 2024**

Title of Issue	Number of shares authorized	Number of shares issued and outstanding as shown under related balance sheet caption	Number of shares reserved for options, warrants, conversion and other rights	Number of shares held by related parties	Directors, officers and employees	Others
Authorized						
Preferred stock - P20 par value	1,000,000,000					
Common stock - P20 par value	6,000,000,000					
Issued and outstanding						
Common stock - P20 par value		4,497,415,555		2,302,544,523	35,289,719	2,159,581,313

-

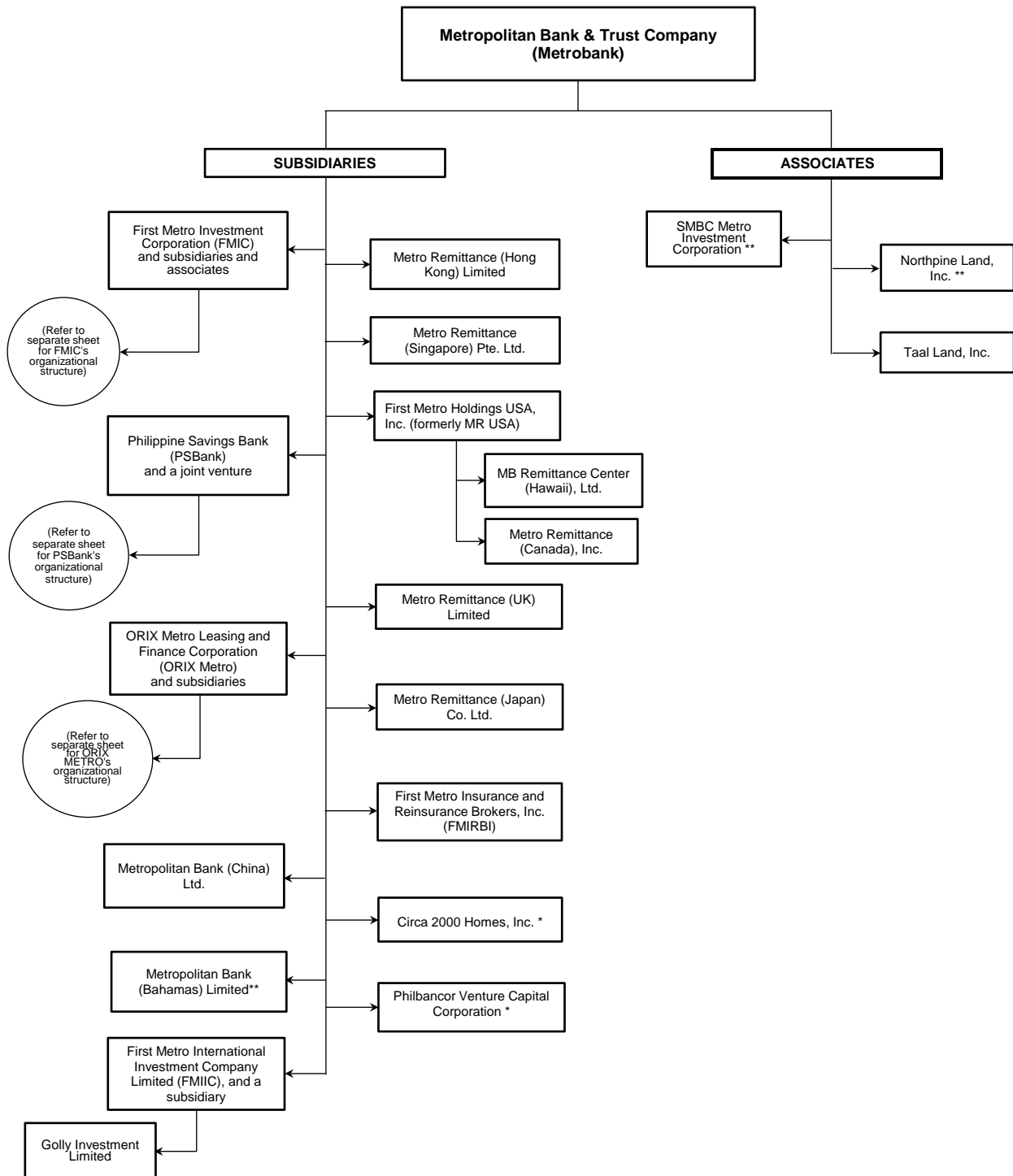
**RECONCILIATION OF RETAINED EARNINGS AVAILABLE FOR DIVIDEND DECLARATION**  
**For the reporting period ended December 31, 2024**  
**(In P Millions)**

**Metropolitan Bank & Trust Company**  
**GT Tower International, 6813 Ayala Ave., corner H.V. Dela Cost St. Brgy. Bel-Air, Makati City**

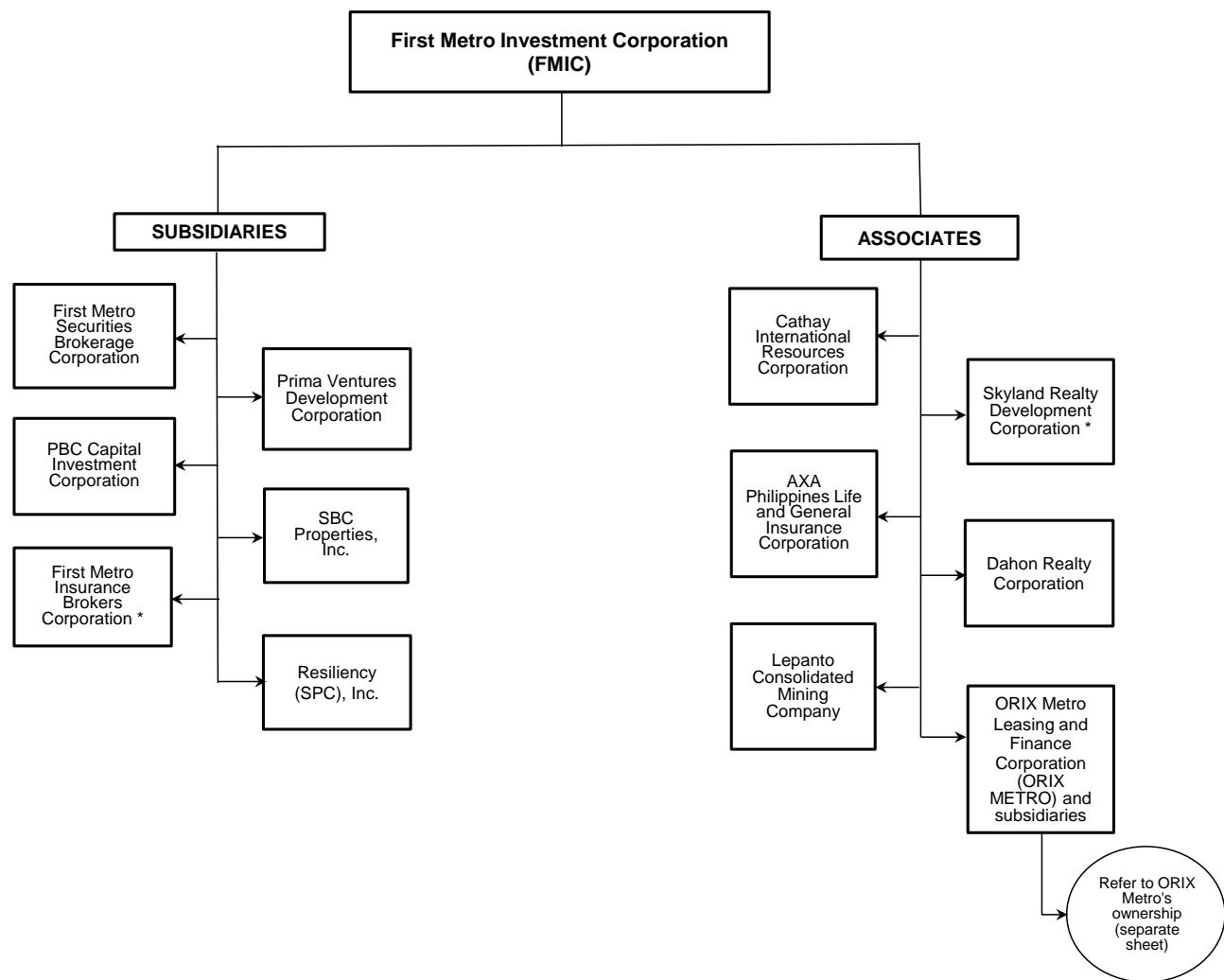
<b>Unappropriated Retained Earnings, beginning of reporting period</b>	<b>P</b>	<b>149,725</b>
<hr/>		
<b>Less: Items that are directly debited to Unappropriated Retained Earnings</b>		
Dividend declaration during reporting period	22,487	
Retained Earnings appropriated during the reporting period	136	
Realized loss on sale of equity securities at FVOCI	96	22,719
<hr/>		
<b>Unappropriated Retained Earnings, as adjusted</b>		<b>127,006</b>
<b>Add: Net Income for the current year</b>		<b>48,137</b>
<hr/>		
<b>Less: Unrealized income recognized in the profit or loss during the reporting period (net of tax)</b>		
Equity in net income of subsidiaries and associates, net of dividends declared	3,793	
Unrealized fair value adjustment (mark-to-market gains) of financial instruments at fair value through profit or loss (FVTPL)	1,232	
Unrealized gains on foreclosure of investment properties - net of accumulated depreciation	85	
Movement on DTA	5,185	10,295
<hr/>		
<b>Adjusted Net Income/Loss</b>		<b>37,842</b>
<hr/>		
<b>Add/Less: Other items that should be excluded from the determination of the amount available for dividends distribution</b>		
Net movement of treasury shares		70
<hr/>		
<b>Total Retained Earnings, end of reporting period available for dividend</b>	<b>P</b>	<b>164,918</b>
<hr/>		

\* The computation of surplus available for dividend declaration in accordance with SEC Memorandum Circular No. 16 issued in September 2023 differs to a certain extent from the computation following Bangko Sentral ng Pilipinas guidelines.

**Metropolitan Bank & Trust Company**  
**Subsidiaries and Associates**  
**As of December 31, 2024**

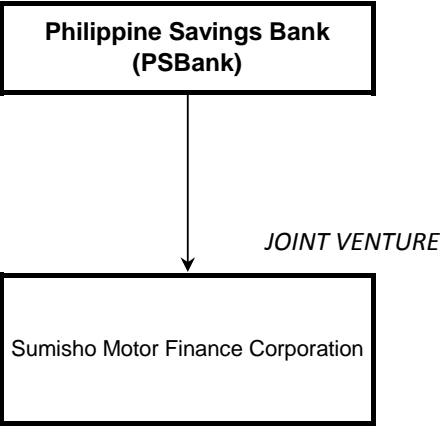


First Metro Investment Corporation  
Subsidiaries and Associates  
As of December 31, 2024

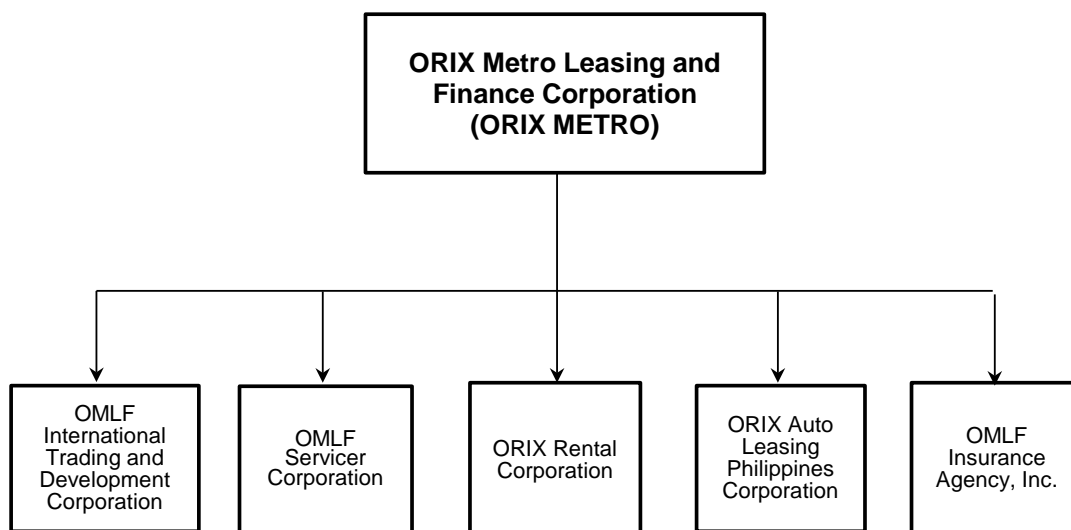


\* In process of dissolution

**Philippine Savings Bank  
Joint Venture  
As of December 31, 2024**



**ORIX Metro Leasing and Finance Corporation (ORIX METRO)**  
**Subsidiaries**  
**As of December 31, 2024**



**METROPOLITAN BANK & TRUST COMPANY AND SUBSIDIARIES**  
**FINANCIAL INDICATORS**  
**AS OF DECEMBER 31, 2024 AND 2023**

RATIO	FORMULA	2024	2023
a) Liquidity Ratio	Liquid Assets	46.09%	48.08%
	Total Assets		
b) Loans to Deposits Ratio	Total Loans	71.21%	65.77%
	Total Deposit Liabilities		
c) Debt to Equity Ratio	Total Liabilities	810.36%	767.71%
	Total Equity Attributable to Equity Holders of the Parent Company		
d) Asset to Equity Ratio	Total Assets	913.19%	870.54%
	Total Equity Attributable to Equity Holders of the Parent Company		
e) Return on Average Equity	Net Income Attributable to Equity Holders of the Parent Company	12.97%	12.51%
	Average Equity		
f) Return on Average Assets	Net Income Attributable to Equity Holders of the Parent Company	1.45%	1.42%
	Average Assets		
g) Net Interest Margin on Average Earning Assets	Net Interest Income	3.77%	3.90%
	Average Earning Assets		
h) Operating Efficiency Ratio	Total Operating Expenses	53.83%	52.09%
	Net Operating Income		
i) Interest Coverage Ratio	Earnings Before Interest and Taxes	195.32%	214.82%
	Interest Expense		
j) Net Profit Margin	Net Income	23.71%	23.48%
	Total Income		
k) Capital Adequacy Ratio	Total Qualifying Capital	16.68%	18.28%
	Total Risk-Weighted Assets		
l) Common Equity Tier 1 Ratio	Net Tier 1 Capital	15.94%	17.44%
	Total Risk-Weighted Assets		



**METROPOLITAN BANK & TRUST COMPANY AND SUBSIDIARIES**  
**Supplementary Schedule of External Auditor Fee-Related Information**  
(in millions)

		2024	2023
<b>Total Audit Fees (Section 2.1a) <sup>1</sup></b>	<b>₱</b>	<b>28.71</b>	<b>30.17</b>
Non-audit service fees:			
Other assurance services		9.73	8.97
Tax services		0.41	0.42
All other services		0.10	0.10
<b>Total Non-audit Fees (Section 2.1b) <sup>2</sup></b>		<b>10.24</b>	<b>9.49</b>
<b>Total Audit and Non-audit Fees</b>	<b>₱</b>	<b>38.95</b>	<b>39.66</b>
<b>Audit and Non-audit fees of other related entities (Section 2.1c) <sup>3</sup></b>			
Audit Fees	<b>₱</b>	-	-
Non-audit service fees:			
Other assurance services		-	-
Tax services		-	-
All other service fees		-	-
<b>Total Audit and Non-audit Fees of other related entities</b>	<b>₱</b>	<b>-</b>	<b>-</b>

*Notes:*

- 1 Section 2.1a: Disclose agreed fees (excluding out-of-pocket expenses and VAT) with the external auditor/audit firm and its network firms (as applicable) for the audit of the covered company's stand-alone and/or consolidated financial statements and the covered company's consolidated subsidiaries' financial statements on which the external auditor/audit firm expresses an opinion. These do not include fees for special purpose audit or review of financial statements.*
- 2 Section 2.1b: Disclose charged or billed fees (excluding out-of-pocket expenses and VAT) by the external auditor/audit firm or a network firm (as applicable) for non-audit services to the covered company and its related entities over which the covered company has direct or indirect control that are consolidated in the financial statements on which the external auditor/audit firm expresses an opinion. These include other assurance services such as special purpose audit or review of financial statements.*
- 3 Section 2.1c: Disclose fees for services (excluding out-of-pocket expenses and VAT) charged to any related entities of the covered company over which the covered company has direct or indirect control, which are not yet disclosed in (a) or (b), such as fees for services to any unconsolidated subsidiaries that meet the consolidation exemption criteria of Philippine Financial Reporting Standards (PFRS) 10 applicable to investment entities, if the external auditor/audit firm's independence as communicated by the external auditor/audit firm with the covered company's Those Charged with Governance or equivalent (e.g. Audit Committee).*